

Arizona Judicial Branch

Annual Report Fiscal Year 2008



Judiciary Organizational Chart

Supreme Court

5 Justices, 6-year terms
 Chief Justice, Vice Chief Justice
 3 Associate Justices

Court of Appeals

22 Judges, 6-year terms

Division I, Phoenix

Chief Judge & 15 Associate Judges
 Counties: Apache, Coconino, LaPaz, Maricopa,
 Mohave, Navajo, Yavapai, Yuma

Division II, Tucson

Chief Judge & 5 Associate Judges
 Counties: Cochise, Gila, Graham, Greenlee,
 Pima, Pinal, Santa Cruz

Superior Court

174 Judges, 4-year terms
 Presiding Judge in each county

Apache	1	Greenlee	1	Pima	30
Cochise	5	LaPaz	1	Pinal	9
Coconino	4	Maricopa	95	Santa Cruz	2
Gila	2	Mohave	6	Yavapai	7
Graham	1	Navajo	4	Yuma	6

In addition to the judicial positions listed above, there are approximately 97 full-time and part-time judges pro tempore, commissioners and hearing officers in the Superior Court.

Justice of the Peace Courts

87 Judges, 87 Precincts, 4-year terms

Apache	4	Mohave	5
Cochise	6	Navajo	6
Coconino	4	Pima	10
Gila	2	Pinal	8
Graham	2	Santa Cruz	2
Greenlee	2	Yavapai	5
LaPaz	3	Yuma	3
Maricopa	25		

Municipal Courts

140 Full- and Part-time Judges, varying terms

Judges		Courts		Judges		Courts	
Apache	3	3	Mohave	4	4		
Cochise	5	4	Navajo	4	4		
Coconino	5	4	Pima	17	5		
Gila	6	6	Pinal	9	9		
Graham	2	3	Santa Cruz	2	2		
Greenlee	1	1	Yavapai	9	9		
LaPaz	2	2	Yuma	4	4		
Maricopa	67	23					

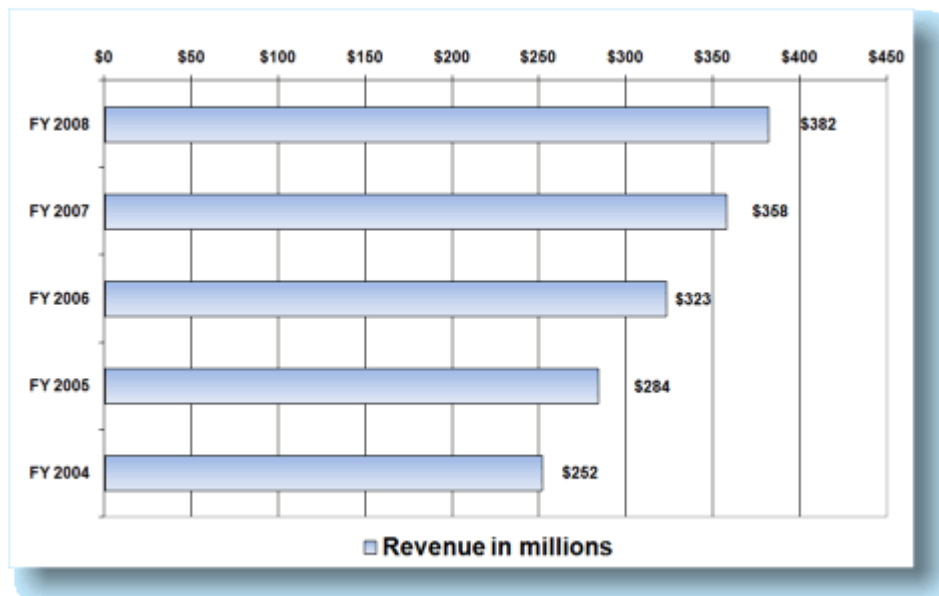
Revenue and Expenditures

Statewide Revenue and Expenditure Summary

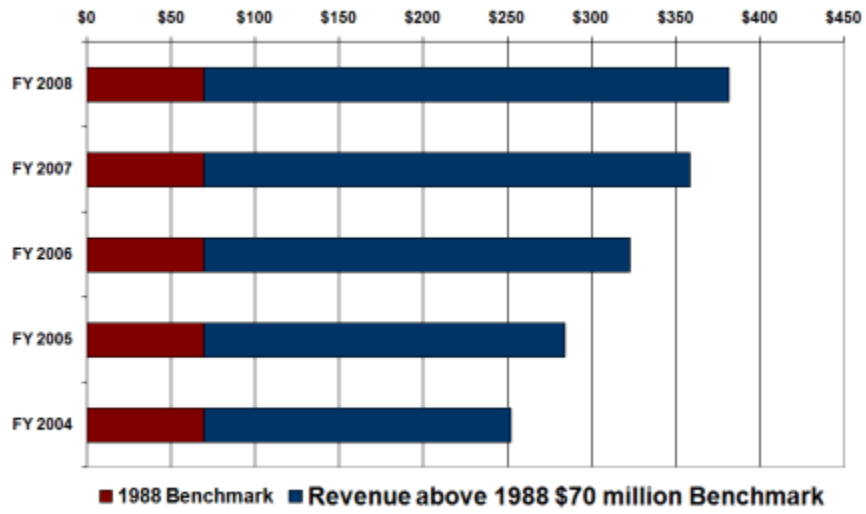
Revenue

- Total statewide court revenue increased 6.6% from \$358.8 million in FY 2007 to \$382.0 million in FY 2008, reflecting the continuing efforts of the courts statewide to collect court-ordered fines, fees, and surcharges. *See Graph A.*
- Graph B represents the trend in increased court revenue above the \$70 million benchmark established in FY 1988. Since that time, courts have collected approximately \$2.45 billion in additional revenue.
- Of the total court system revenue, the state received 37.9%, counties received 31.9% and cities and towns 30.2%. *See Graph C.*
- 50.5% of total court revenue was generated by municipal courts, 25.1% by justice courts, 22.8% by Superior Court and 1.5% by appellate courts. *See Graph D.*
- Total restitution payments for victims collected by courts decreased 5.4% from \$19.2 million in FY 2007 to \$18.2 million in FY 2008.

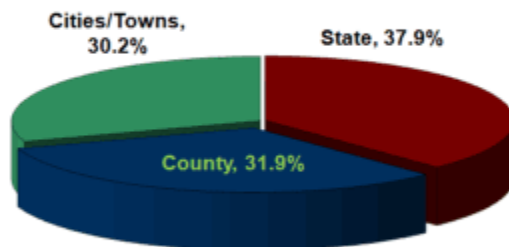
Graph A



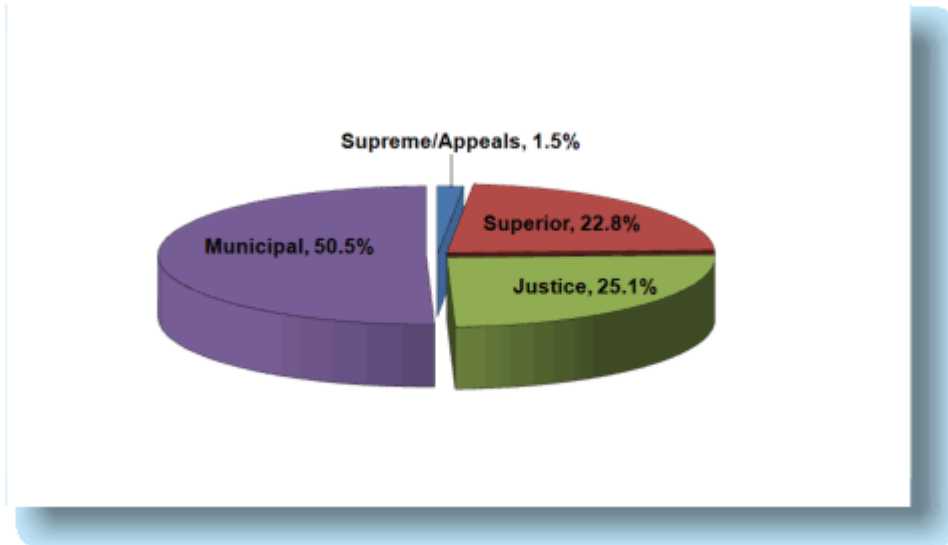
Graph B



Graph C



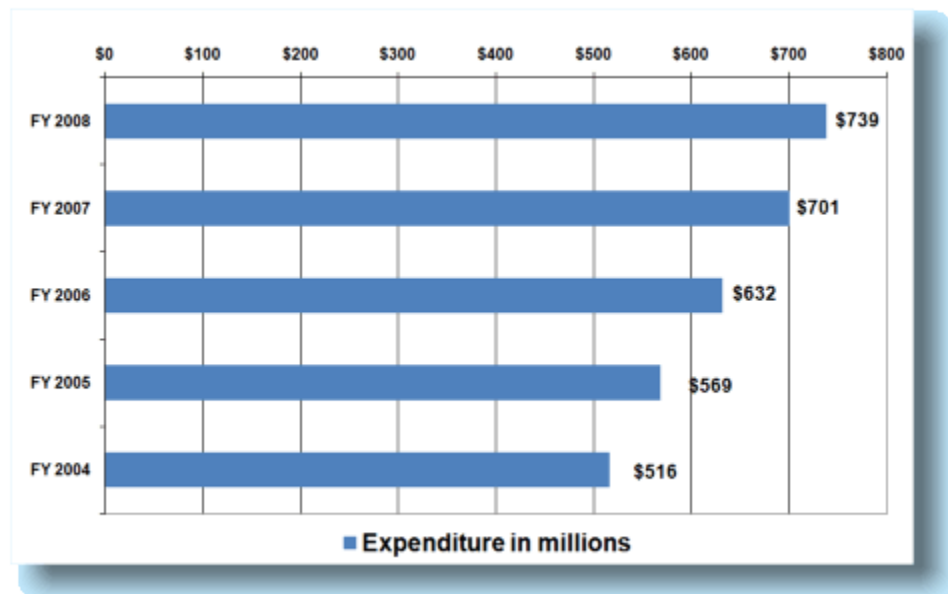
Graph D



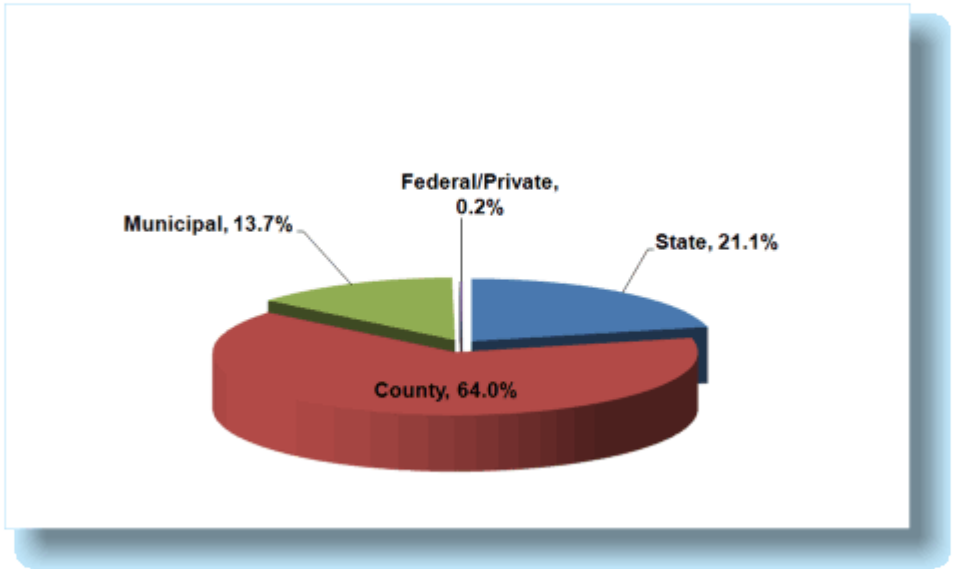
Expenditures

- Total statewide court expenditures increased 5.5% from \$700.9 million in FY 2007 to \$739.4 million in FY 2008. *See Graph A.*
- 64.0 % of the total funds spent by the court system were from the counties, 21.1% from the state, 13.7% from cities and towns, and 1.2% from federal and private sources. *See Graph B.*
- 70.5% of total court expenditures were in Superior Court (including probation), 13.7% in municipal courts, 9.6% at the appellate level (including statewide administration) and 6.2% in the justice courts. *See Graph C.*

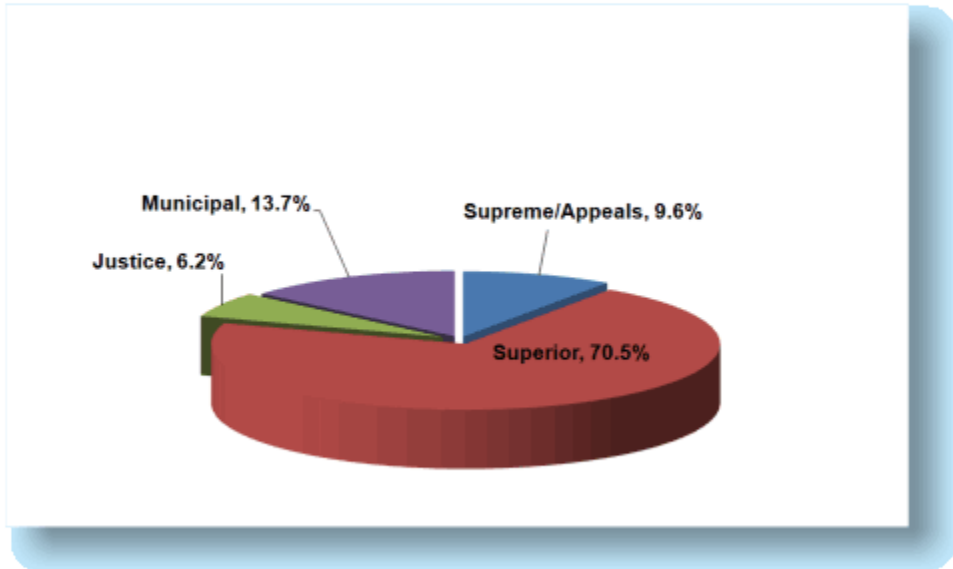
Graph A



Graph B



Graph C



Statistics

- Arizona Courts had 2,811,646 case filings in FY 2008.
- On average, 11,337 cases were filed in Arizona Courts every working day.
- On average, 1,417 cases were filed in Arizona Courts every working hour.
- Tax case filings increased by 25% in FY2008 compared to FY2007. During the same period, property tax actions increased by 63.5%.
- Superior Court case filings in Maricopa County and Pima County increased by 7.2% and 8.6%, respectively, while Rural Counties reported an increase of only 0.6%. The increase in total case filings in all counties is driven by a 23.4% increase in civil case filings.
- Justice Court case filings increased by 0.6% in FY 2008. Case filings in the Pima County justice courts decreased by 10.3% while Maricopa and Rural county case filings increased by 4.8% and 1.3% respectively. Civil case filings in Maricopa County increased by 13.7%, or 20,051.
- Statewide, Municipal Court case filings increased by 8.2%, while the Municipal Courts in Pima County increased by 4.8%, during the same period. Maricopa and the Rural Municipal Court's case filings increased by 9.0% and 8.8% respectively.
- Municipalities utilizing photo enforcement programs accounted for most of the total case filing increase in Municipal Courts. Courts with photo enforcement filings resulted in an increase of civil traffic case filings by 128,636 or 18.0%.
- There were 85,649 DUI charges were filed in Justice and Municipal Courts. This represents a decrease of 3,946 case filings from FY 2007 or 4.4%. (Case filings in Justice and Municipal Courts are primarily counted by charge, not by defendants).
- Civil traffic case filings account for 58.3% of all case filings in Justice and Municipal Courts. Civil traffic filings increased by 122,536, or 8.9% from FY 2007 to FY 2008.
- Statewide, revenue and expenditure trends in fiscal year 2008 are keeping pace with case filing trends. Case filings increased by 5.4%, while revenue and expenditures increased by 6.6% and 5.5% respectively. The increase in revenue is due in part to the extensive collection efforts by the courts and the AOC's Fines and Restitution Enforcement (FARE) program, while a portion of the increase in expenditures may be due to the construction of the Maricopa County regional justice court centers.
- Arizona courts have collected more than \$2.452 billion in additional revenue over the \$70 million benchmark established in FY 1988.

FY2008 Case Filings by Court Level

Appellate	
Court Level	Case Filings
Supreme Court	1,164
Division One	2,699
Division Two	811
Appellate Total	4,696
General Jurisdiction Superior Court	
County	Case Filings
Apache	1,130
Cochise	4,079
Coconino	3,453
Gila	2,185
Graham	1,545
Greenlee	329
La Paz	846
Maricopa	141,548
Mohave	5,732
Navajo	2,863
Pima	32,071
Pinal	10,345
Santa Cruz	2,108
Yavapai	8,345
Yuma	7,097
Tax Court	1,151
Superior Total	224,827

Trends

- Appellate Court case filings decreased by 22 (0.5%).
- General Jurisdiction Court case filings increased by 12,531 (5.9%).
- Limited Jurisdiction Court case filings increased by 130,997 (5.3%)

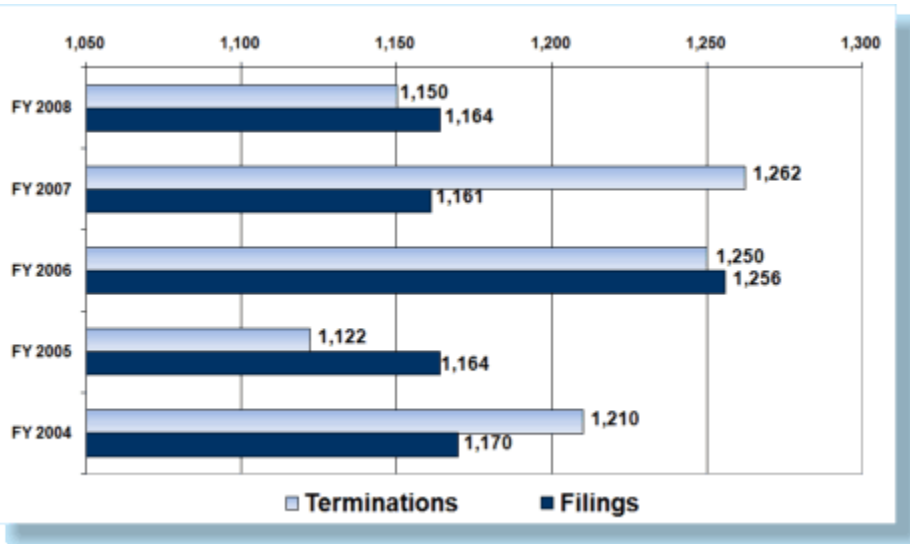
Notes

- ▶ Cases filed include original filings and transferred in.
- ▶ General Jurisdiction cases are counted by defendant.
- ▶ Limited Jurisdiction cases are counted by charge when filed by citation and by defendant when filed

Limited Jurisdiction Case Filings

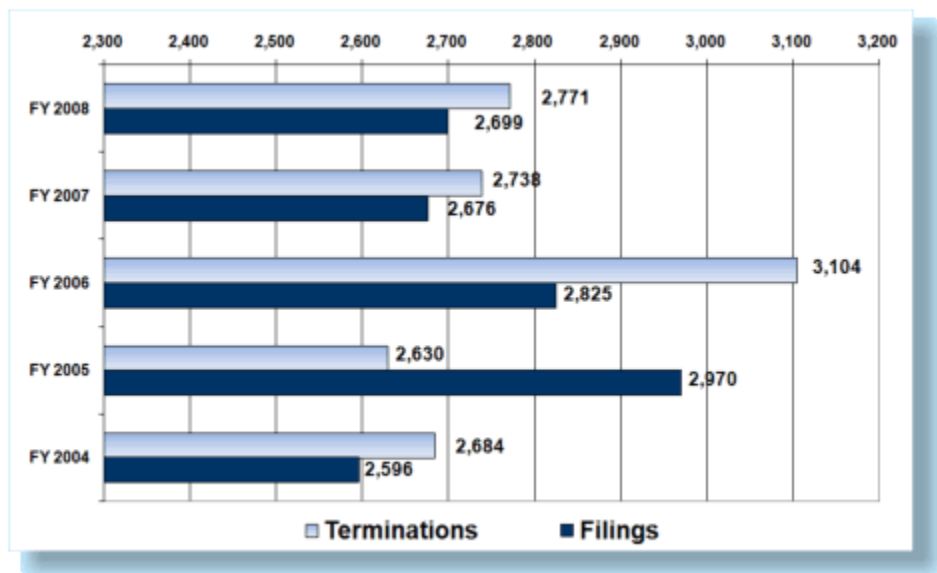
County	Justice	Municipal
Apache	9,302	1,566
Cochise	44,573	7,814
Coconino	25,601	22,928
Gila	12,777	17,592
Graham	6,880	3,419
Greenlee	3,067	369
La Paz	24,981	4,255
Maricopa	425,865	1,147,042
Mohave	46,946	25,615
Navajo	29,108	5,398
Pima	160,386	290,285
Pinal	54,195	33,215
Santa Cruz	10,536	12,254
Yavapai	40,387	58,941
Yuma	29,311	27,537
Total	923,915	1,658,230

Arizona Supreme Court



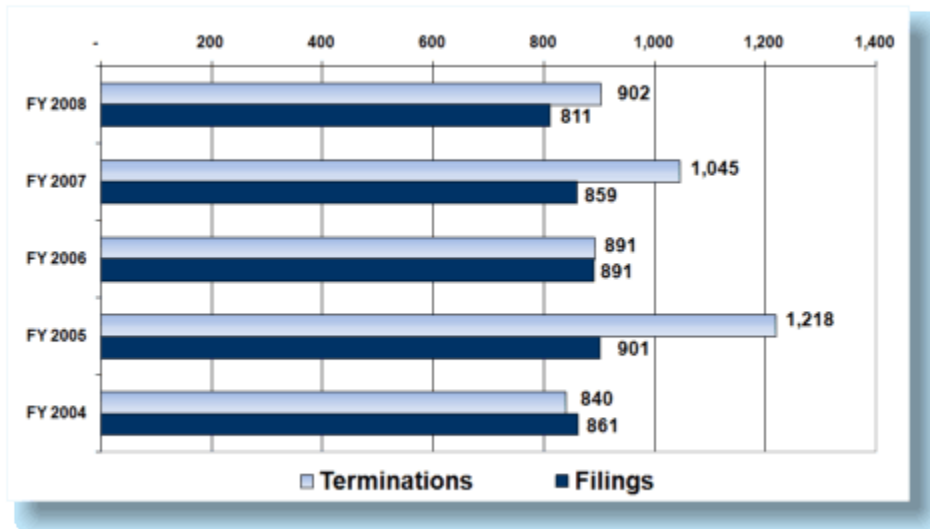
- Supreme Court FY 2008 case filings increased 0.3% from cases filed in FY 2007.
- Cases terminated by the court in FY 2008 decreased 8.9% over case terminations in FY 2007.
- The difference between filings and terminations resulted in a pending caseload increase of 3.1%. There were 319 pending cases on July 1, 2007, compared to 329 pending cases on June 30, 2008.

Court of Appeals, Division One



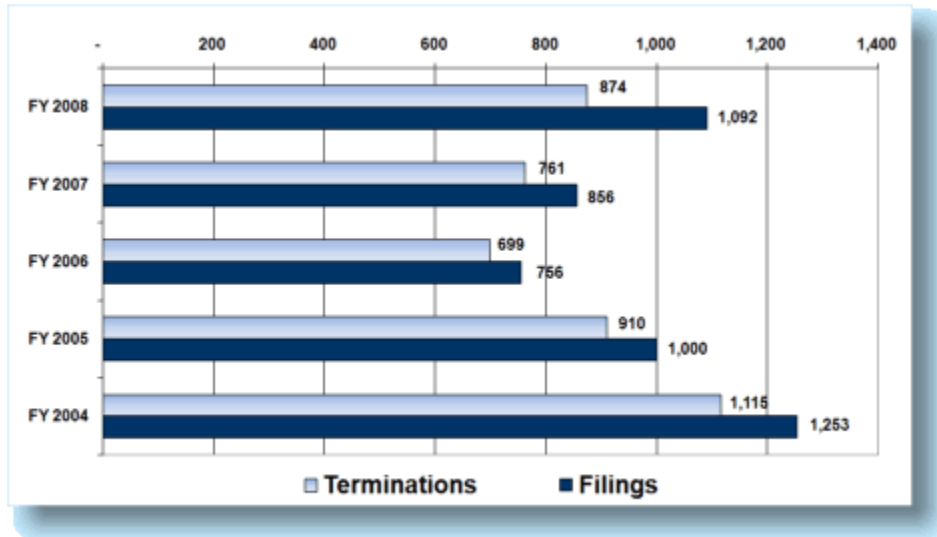
- Filings in FY 2008 represented a 0.9% increase from FY 2007. Total criminal filings, the largest category, comprising 38.8% of total caseload decreased 3.0% from 1,079 in FY 2007 to 1,047 in FY 2008.
- Case terminations increased by 1.2% in FY 2008.
- Pending caseload decreased by 0.5%, from 2,375 on July 1, 2007 to 2,362 on June 30, 2008.

Court of Appeals, Division Two



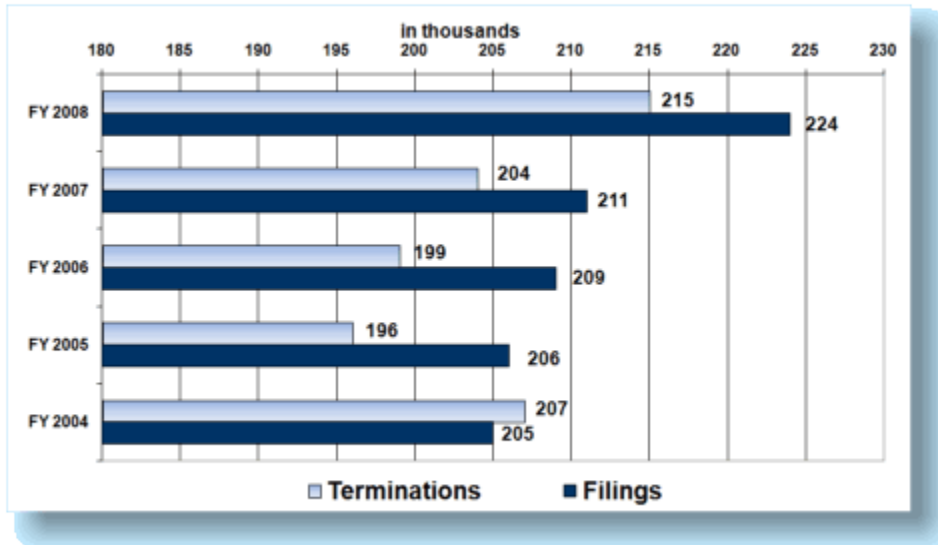
- Total filings in FY 2008 decreased 5.6% from FY 2007. Total Criminal Filings, the largest category, comprising 51.7% of the total caseload decreased 3.7% from 435 in FY 2007 to 419 in FY 2008.
- Case terminations decreased by 13.7% in FY 2008.
- Pending caseload declined by 8.5%, from 843 on July 1, 2007 to 771 on June 30, 2008.

Arizona Tax Court



- The Arizona Tax Court serves as the Statewide venue for all civil actions involving a tax, impost or assessment.
- A total of 1,092 original cases were filed in the court during FY 2008 an increase of 27.6% from the 856 cases filed in FY 2007.
- Of the FY 2008 cases filed, 680 were property tax actions, accounting for 62.3% of the total.
- A total of 874 cases were terminated, 311 or 35.6% by judgment.
- As of June 30, 2008, there were 932 cases pending in the tax court.

Superior Courts

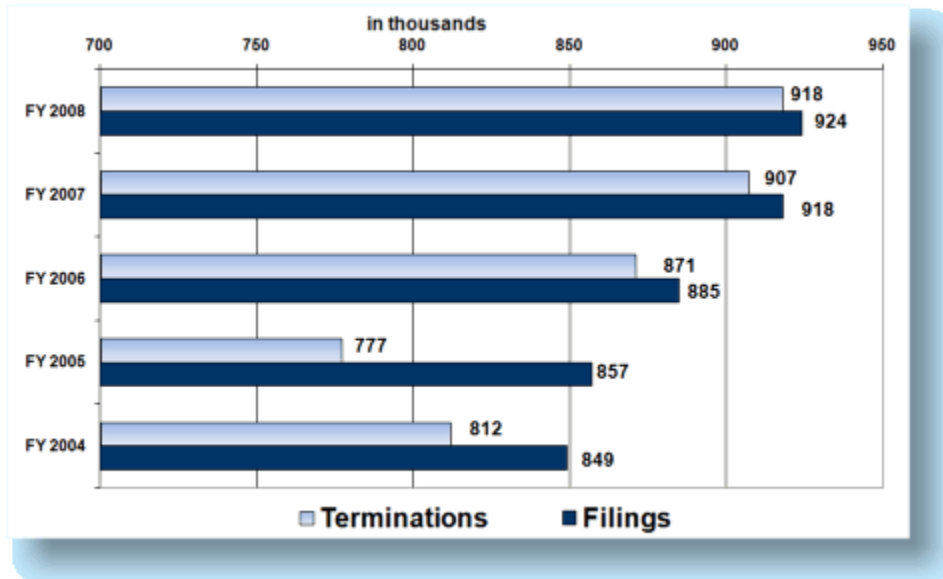


- Total case filings in FY 2008 increased by 5.8% from FY 2007.
- Total case terminations kept pace with case filings as they increased by 5.4% during the same period.
- Civil case filings increased 23.4% from 58,291 in FY 2007 to 71,911 in FY 2008. In the same period, civil case terminations were up 19.2% from 55,440 to 66,064.
- Criminal case filings increased 2.9% from 59,601 in FY 2007 to 61,322 in FY 2008. Criminal case terminations increased by 4.6% during the same period from 55,836 to 58,390.
- Domestic relations cases decreased 2.9% from 51,720 in FY 2007 to 50,244 in FY 2008, and domestic relations case terminations decreased 2.1% from 52,579 to 51,488. Domestic violence petition filings increased 6.5% in Superior Court from 9,744 to 10,374 in FY 2008.
- There were 221,175 total cases pending on July 1, 2007, compared with 227,793 cases pending on June 30, 2008, an increase of 3.0%.
- Juveniles with direct filings to adult court increased 5.0%, from 524 in FY 2007 to 550 in FY 2008. Juvenile cases transferred to adult court decreased 14.1%, from 64 in FY 2007 to 55 in FY 2008. A total of 605 juvenile cases were either transferred or directly filed in adult court in FY 2008 compared to 588 in FY 2007, an increase of 2.9%.

Emancipation of a Minor

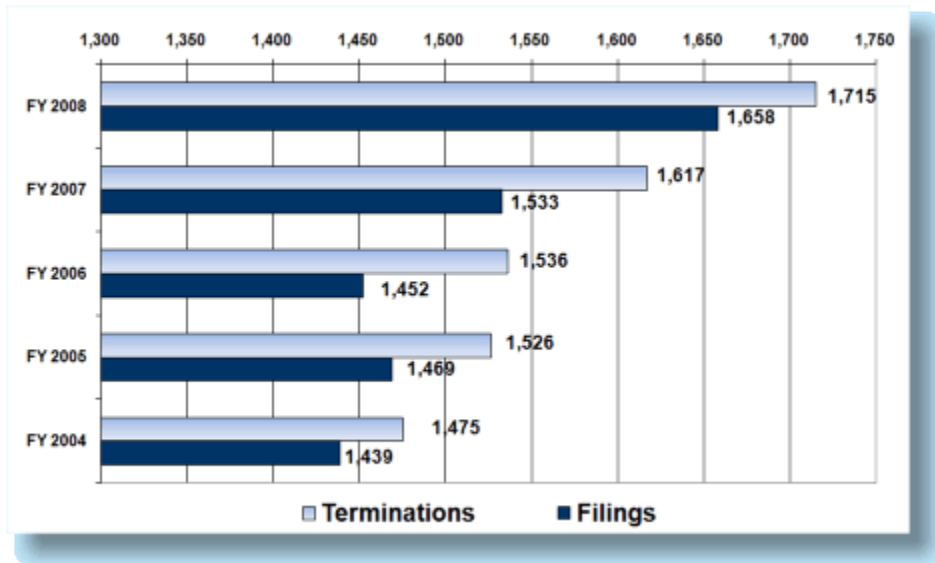
In FY2008, Superior Court had 57 emancipation petitions filed. During the same period, Superior Court granted 24 petitions, denied three and 21 were withdrawn/dismissed. The reasons for granting the petitions included written consent, minors living on their own and an unsafe environment.

Justice of the Peace Courts



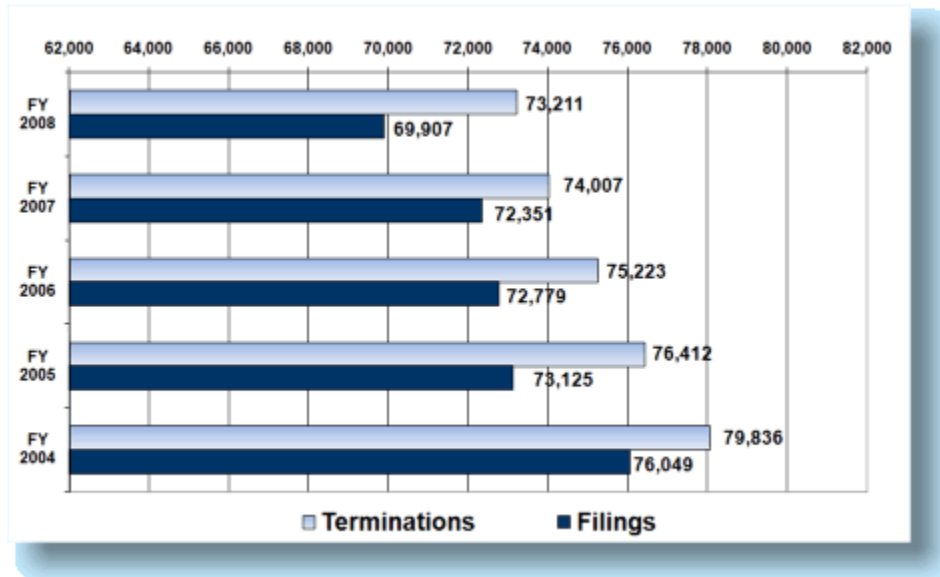
- Total filings in FY 2008 increased 0.6% from FY 2007. Total case terminations increased 1.1%.
- Civil and criminal traffic filings, which comprise almost two-thirds of all justice court filings, decreased 2.6%, from 561,455 in FY 2007 to 546,663 in FY 2008.
- Criminal (misdemeanor and felony) case filings decreased 5.2% from 148,284 in FY 2007 to 140,531 in FY 2008. Criminal case terminations increased 1.1% from 139,611 in FY 2007 to 141,086 in FY 2008.
- Domestic violence petition filings decreased 9.1% in justice courts, from 11,152 to 10,143. Petitions for Injunctions Against Harassment decreased 6.0% from 10,943 to 10,290.
- Total cases pending rose by 2.4% from 677,600 on July 1, 2007 to 693,954 on June 30, 2008.

Municipal Courts



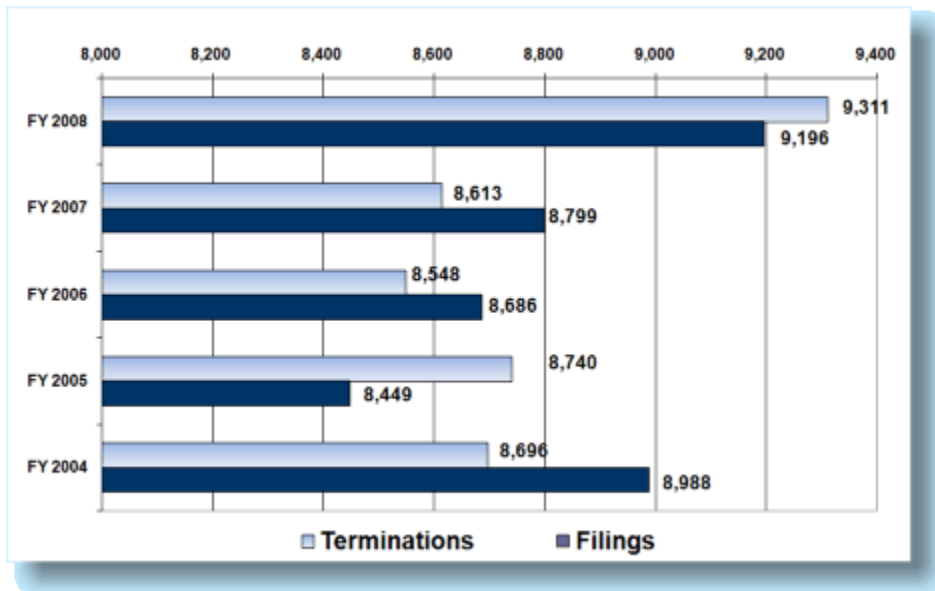
- Case filings in FY 2008 increased 8.2% from FY 2007. Total case terminations increased 6.1% in the same period.
- Civil and criminal traffic filings, which comprise about three-fourths of all municipal court cases, increased 11.3%, from 1,147,182 in FY 2007 to 1,277,176 in FY 2008.
- Criminal misdemeanor case filings increased 0.4% from 242,080 in FY 2007 to 243,032 in FY 2008. Criminal misdemeanor case terminations increased 0.2% from 275,243 in FY 2007 to 275,777 in FY 2008.
- Domestic violence petitions decreased 4.3% from 12,344 in FY 2007 to 11,817 in FY 2008. Petitions for Injunctions Against Harassment increased 1.8%, from 8,919 in FY 2007 to 9,082 in FY 2008.
- Total cases pending increased 1.3%, from 918,802 on July 1, 2007 to 930,841 on June 30, 2008.

Juvenile Court Referrals



- There were 69,907 referrals to juvenile court in FY 2008, a 3.4% decrease compared to 72,351 in the previous year.
- 72,211 referrals were terminated in FY 2008, a 1.1% decrease compared to the 74,007 referrals terminated in FY 2007.

Juvenile Probation/Corrections



- The number of juveniles on probation at the end of FY 2008 decreased 3.6% from 8,916 on July 1, 2007 to 8,598 on June 30, 2008.
- A total of 9,196 adjudicated juveniles were placed on probation in FY 2008, a 4.5% increase from the 8,799 youths placed on probation in FY 2007.
- 9,311 juveniles were released from probation, an increase of 8.1% from the 8,613 terminated last year.
- 926 juveniles were committed to the Arizona Department of Juvenile Corrections during FY 2008, an increase of 11.3% from the 832 committed last year.

Juvenile Court Petitions

- A total of 28,906 petitions were filed in FY 2008, a 0.6% decrease from the 29,088 petitions filed in FY 2007.
- A total of 27,297 petitions were terminated in FY 2008, a 1.0% decrease from the 27,585 terminated in FY 2007.

Adult Probation

- The number of individuals under the jurisdiction of Arizona adult probation departments at the end of FY2008 increased 1.5% from 82,222 on July 1, 2007 to 83,505 on June 30, 2008.
- Of the 83,505 under the jurisdiction of adult probation, 43,528 were on standard probation (40,130 were under direct supervision in the state and 3,398 were under indirect supervision as they were out going interstate compact or in long term residential treatment), 2,868 on intensive probation (2,676 were direct supervision and 73 were on indirect supervision), and 37,228 were on administrative supervision (unsupervised, report only, deported, etc).