

## **SUPREME COURT Narrative Summary**

During fiscal year 2008, there were 1,164 cases filed in the Supreme Court, an increase of 0.3% in total filings from the 1,161 cases filed in FY 2007. The categories with the largest percentage increases were the petitions for review criminal cases, which increased by 6.3% from 400 in FY 2007 to 425 in FY 2008, and petitions for review juvenile cases (30.6%), which went from 36 in FY 2007 to 47 in FY 2008. Numerically and percentage wise, State Bar Matters cases filings showed the greatest decrease (18) and accounted for a decrease of 9.5%.

In the same period, the Supreme Court disposed of 1,150 cases, a decrease of 8.9% from the 1,262 cases disposed during the previous fiscal year.

The differences between filings and terminations resulted in a pending caseload increase of 3.1%, from 319 cases on July 1, 2007 to 329 cases on June 30, 2008.

Detailed breakdowns of “State Bar Matters” and “All Other Cases” and a State Bar Activity Report follow the filings and terminations summaries.

**ABBREVIATIONS**  
**(Appellate)**

App. Sp. Examiner .....	Appointment of Special Examiner
Corp. Commission .....	Corporation
Decis .....	Decisions
DOC .....	Department of Corrections
Exam/Admiss.....	Examination/Admission
Extraord.....	Extraordinary
Ind./Industrial Comm. ....	Industrial Commission
Jud. Cond. Comm. ....	Commission on Judicial Conduct
Memo .....	Memorandum
MH Sexual Predator.....	Mental Health Sexual Predator
Post-Conv. Rel. ....	Post-Conviction Relief
P.R.....	Petition for Review
Ques. ....	Questions
S.A. ....	Special Action
Stat. Adj. ....	Statistical Adjustment
Susp. Spec. Rule .....	Suspensions Under Specific Rule
TERM. ....	Terminated
Trans. Disability.....	Disability Transfers
Trans. In .....	Transferred In
Trans. Out .....	Transferred Out
Unemp. Board .....	Unemployment Board

SUPREME COURT CASE ACTIVITY  
FISCAL YEAR 2008

ALL CASES ON FILE

TYPE OF ACTION	PENDING 7/1/2007	CASES FILED	REIN- STATED	TRANS- FER IN	TRANS- FER OUT	STAT ADJ	TOTAL CASES ON FILE	FISCAL YEAR 2007	
								PENDING 7/1/2006	CASES FILED
CIVIL APPEALS	0	4	0	0	0	0	4	0	11
CRIMINAL APPEALS	23	8	0	0	0	0	31	22	7
POST-CONV RELIEF	3	1	0	0	0	0	4	3	4
SPECIAL ACTION	7	21	0	0	0	0	28	1	21
SP ACTION-OTHER	4	45	0	0	0	0	49	2	44
STATE BAR MATTERS	7	172	2	0	0	0	181	9	190
HABEAS CORPUS	4	30	0	0	0	0	34	2	26
RULE 28	40	44	0	0	0	0	84	23	34
ALL OTHER CASES	13	12	0	0	0	-6	19	12	20
SUBTOTAL	101	337	2	0	0	-6	434	74	357
PET REV-CIVIL	112	336	0	0	0	1	449	134	342
PET REV-CRIMINAL	94	425	0	0	0	0	519	188	400
PET REV-IND COMM	3	15	0	0	0	0	18	6	21
PET REV-JUVENILE	6	47	0	0	0	-1	52	15	36
PET REV-TAX	3	4	0	0	0	0	7	3	5
SUBTOTAL	218	827	0	0	0	0	1,045	346	804
TOTAL	319	1,164	2	0	0	-6	1,479	420	1,161

SUPREME COURT CASE ACTIVITY  
FISCAL YEAR 2008

ALL CASES TERMINATED

TYPE OF ACTION	CASES TERMINATED				TOTAL		FISCAL YEAR 2007	
	WRITTEN OPINION	MEMO DECIS	ORDER [1]	OTHER DECIS [1]	CASES TERM	PENDING 6/30/2008	TOTAL CASES TERM	PENDING 6/30/2007
CIVIL APPEALS	0	0	0	0	0	4	11	0
CRIMINAL APPEALS	8	0	0	0	8	23	6	23
POST-CONV RELIEF	0	0	2	0	2	2	4	3
SPECIAL ACTION	1	0	24	0	25	3	15	7
SP ACTION-OTHER	0	0	45	1	46	3	42	4
STATE BAR MATTERS	0	0	172	0	172	9	192	7
HABEAS CORPUS	0	0	31	0	31	3	24	4
RULE 28	0	0	35	0	35	49	17	40
ALL OTHER CASES	2	0	11	0	13	6	19	13
SUBTOTAL	11	0	320	1	332	102	330	101
PET REV-CIVIL	14	0	331	0	345	104	364	112
PET REV-CRIMINAL	2	0	405	0	407	112	494	94
PET REV-IND COMM	0	0	11	0	11	7	24	3
PET REV-JUVENILE	0	0	49	0	49	3	45	6
PET REV-TAX	1	0	5	0	6	1	5	3
SUBTOTAL	17	0	801	0	818	227	932	218
TOTAL	28	0	1,121	1	1,150	329	1,262	319

[1] Per the Arizona Supreme Court Clerk, data was revised in May 2013 to reflect more accurate statistics (see "Other" terminations).

SUPREME COURT CASE ACTIVITY  
FISCAL YEAR 2008

"ALL OTHER CASES" DETAIL  
CASES ON FILE

TYPE OF ACTION	PENDING 7/1/2007	CASES FILED	REIN- STATED	TRANS- FER IN	TRANS- FER OUT	STAT ADJ	TOTAL CASES ON FILE	FISCAL YEAR 2007	
								PENDING 7/1/2006	CASES FILED
EXTRAORD MATTERS	0	1	0	0	0	0	1	0	1
JUDICIAL CONDUCT	0	2	0	0	0	0	2	0	6
TRANSFERS	1	4	0	0	0	0	5	0	9
WATER CASES	7	0	0	0	0	-5	2	7	0
WCIR CASES	4	2	0	0	0	-1	5	4	1
GRAND JURY	0	2	0	0	0	0	2	0	2
CERTIFIED QUESTION	1	1	0	0	0	0	2	1	1
ORIGINAL COMPLAINT	0	0	0	0	0	0	0	0	0
<b>TOTAL</b>	<b>13</b>	<b>12</b>	<b>0</b>	<b>0</b>	<b>0</b>	<b>-6</b>	<b>19</b>	<b>12</b>	<b>20</b>

"ALL OTHER CASES" DETAIL  
CASES TERMINATED

TYPE OF ACTION	CASES TERMINATED				TOTAL CASES TERM	PENDING 6/30/2008	FISCAL YEAR 2007	
	WRITTEN OPINION	MEMO DECIS	ORDER [1]	OTHER DECIS [1]			TOTAL CASES TERM	PENDING 6/30/2007
EXTRAORD MATTERS	0	0	1	0	1	0	1	0
JUDICIAL CONDUCT	0	0	2	0	2	0	6	0
TRANSFERS	0	0	5	0	5	0	8	1
WATER CASES	0	0	0	0	0	2	0	7
WCIR CASES	1	0	0	0	1	4	1	4
GRAND JURY	0	0	2	0	2	0	2	0
CERTIFIED QUESTION	1	0	1	0	2	0	1	1
ORIGINAL COMPLAINT	0	0	0	0	0	0	0	0
<b>TOTAL</b>	<b>2</b>	<b>0</b>	<b>11</b>	<b>0</b>	<b>13</b>	<b>6</b>	<b>19</b>	<b>13</b>

[1] Per the Arizona Supreme Court Clerk, data was revised in May 2013 to reflect more accurate statistics (see "Other" terminations).

SUPREME COURT CASE ACTIVITY  
FISCAL YEAR 2008

"STATE BAR MATTERS" DETAIL  
MATTERS ON FILE

TYPE OF MATTER	PENDING 7/1/2007	MATTERS FILED	REIN- STATED	STAT ADJ	TOTAL MATTERS ON FILE	FISCAL YEAR 2007	
						PENDING 7/1/2006	MATTERS FILED
DISCIPLINARY	3	95	2	0	100	5	79
TRANSFER TO DISB.	0	0	0	0	0	0	0
CONDITIONAL ADMISS	2	13	0	0	15	2	19
PR EXAM/ADMISS	1	17	0	0	18	1	5
APPT SP EXAMINER	0	0	0	0	0	0	0
RESIG IN GOOD STAND	0	10	0	0	10	0	61
RULE 39	0	0	0	0	0	0	0
RULE 40	0	14	0	0	14	0	3
REINSTATEMENTS	1	16	0	0	17	0	5
MISCELLANEOUS	0	7	0	0	7	1	18
<b>TOTAL</b>	<b>7</b>	<b>172</b>	<b>2</b>	<b>0</b>	<b>181</b>	<b>9</b>	<b>190</b>

"STATE BAR MATTERS" DETAIL  
MATTERS TERMINATED

TYPE OF MATTER	MATTERS TERMINATED					TOTAL MATTERS TERM	PENDING 6/30/2008	FISCAL YEAR 2007	
	WRITTEN OPINION	MEMO DECIS	ORDER [1]	OTHER DECIS [1]	TOTAL MATTERS TERM			TOTAL	
								MATTERS TERM	PENDING 6/30/2007
DISCIPLINARY	0	0	95	0	95	5	81	3	
TRANSFER TO DISB	0	0	0	0	0	0	0	0	
CONDITIONAL ADMISS	0	0	14	0	14	1	19	2	
PR EXAM/ADMISS	0	0	16	0	16	2	5	1	
APPT SP EXAMINER	0	0	0	0	0	0	0	0	
RESIG IN GOOD STAND	0	0	10	0	10	0	61	0	
RULE 39	0	0	0	0	0	0	0	0	
RULE 40	0	0	13	0	13	1	3	0	
REINSTATEMENTS	0	0	17	0	17	0	4	1	
MISCELLANEOUS	0	0	7	0	7	0	19	0	
<b>TOTAL</b>	<b>0</b>	<b>0</b>	<b>172</b>	<b>0</b>	<b>172</b>	<b>9</b>	<b>192</b>	<b>7</b>	

[1] Per the Arizona Supreme Court Clerk, data was revised in May 2013 to reflect more accurate statistics (see "Other" terminations).

SUPREME COURT CASE ACTIVITY  
FISCAL YEAR 2008

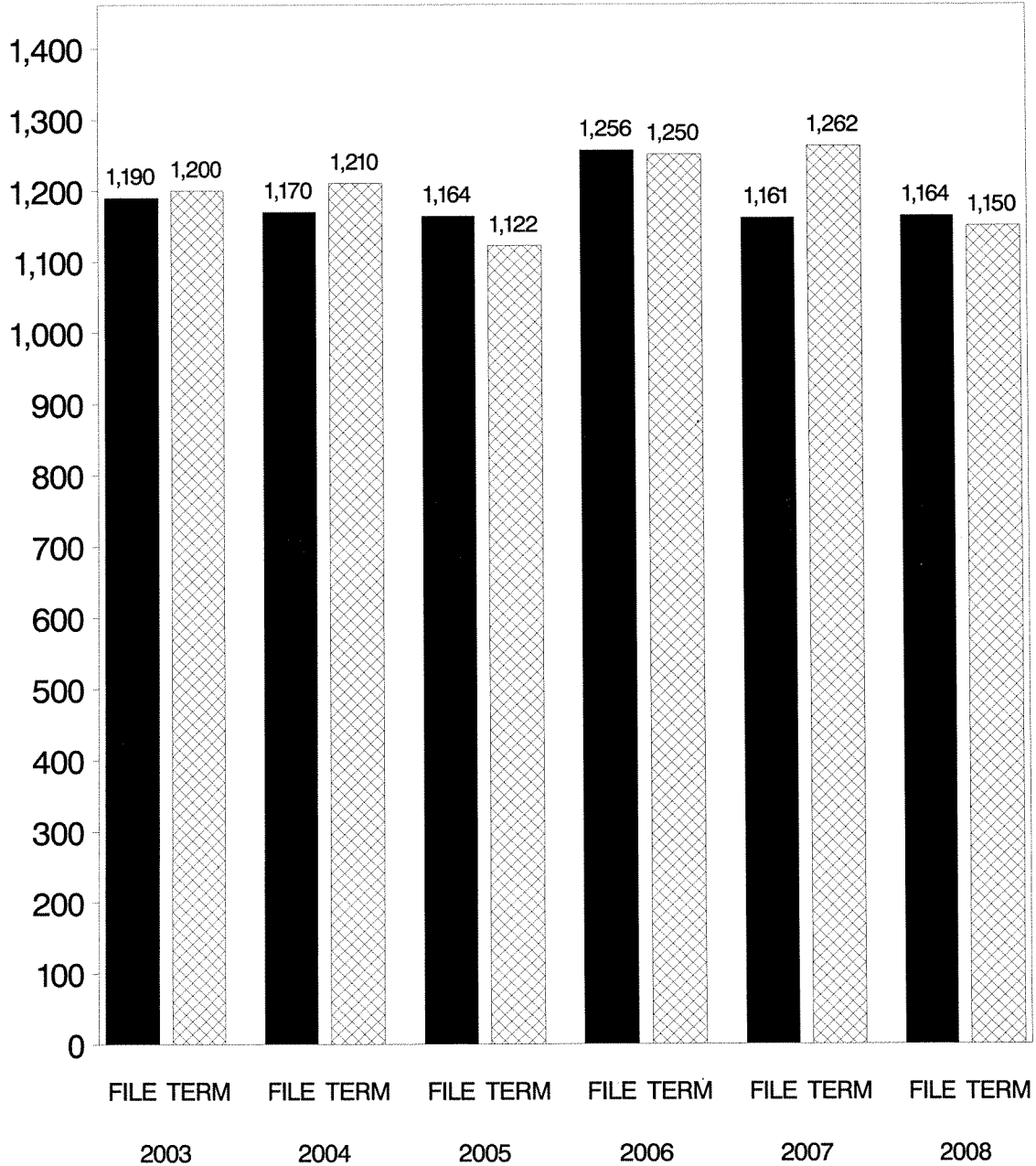
STATE BAR ACTIVITY REPORT

<u>TYPE OF ACTIVITY</u>	<u>NUMBER</u>	<u>FISCAL YEAR 2007 NUMBER</u>
ADMISSIONS	52	67
ADMISSIONS BY MAIL	649	685
REINSTATEMENTS	59	7
SERVICE OF COMPLAINT AND SUBPOENAS	5	0
CERTIFICATE OF GOOD STANDING	385	284
ATTORNEYS SUSPENDED	335	46
EXPUNGED	11	4
RULE 38 (CERTIFICATIONS)	200	153
TRANSFERS TO DISABILITY	1	1
<u>TOTAL</u>	<u>1,697</u>	<u>1,247</u>

# SUPREME COURT

ANNUAL CASE ACTIVITY, FY 2003–2008

CASES FILED AND TERMINATED



CASES FILED ARE ORIGINAL FILINGS ONLY.  
CASES TERMINATED DO NOT INCLUDE TRANSFERS OUT.

**COURT OF APPEALS - DIVISION ONE**  
**Narrative Summary**

Division One of the Court of Appeals experienced an increase in case filings in fiscal year 2008. Total filings increased by 0.9%, from 2,676 in FY 2007 to 2,699 in FY 2008. Mental Health and Unemployment Board case categories showed the greatest numerical increase in filings, increasing by 13 (41.9%) and 45 (58.4%) respectively, from the previous fiscal year. Criminal case filings experienced the largest numerical decrease (46 or 6.5%).

Total case dispositions showed an increase, from 2,738 in FY 2007 to 2,771 in FY 2008, an increase of 1.2%.

The total pending caseload figure decreased from 2,375 on July 1, 2007 to 2,362 on June 30, 2008, a decrease of 0.5%.

A new mental health case filing category was added in fiscal year 2000, called Mental Health (MH) Sexual Predator. This category tracks the division-reported number of sexual predator cases filed. Division One began breaking out sexual predator cases from the mental health case category in fiscal year 2003, while Division Two began reporting sexual predator cases separately from mental health cases in fiscal year 2000.

COURT OF APPEALS CASE ACTIVITY  
 FISCAL YEAR 2008  
 DIVISION ONE  
 ALL CASES ON FILE

TYPE OF ACTION	PENDING 7/1/2007	CASES FILED	REIN- STATED	TRANS- FER IN	TRANS- FER OUT	STAT ADJ	TOTAL CASES ON FILE	FISCAL YEAR 2007	
								PENDING 7/1/2006	CASES FILED
CIVIL	718	891	3	39	41	31	1,641	714	869
RULE 29	3	0	0	9	7	-1	4	2	0
SETTLEMENT CONF	3	0	0	31	32	1	3	9	0
MENTAL HEALTH	13	44	0	0	0	0	57	14	31
MH SEXUAL PREDATOR	2	0	0	0	0	0	2	3	0
SPECIAL ACTIONS	72	293	0	0	0	1	366	56	279
CRIMINAL	819	665	3	0	0	7	1,494	681	711
POST CONV RELIEF	407	382	1	0	0	8	798	506	368
INDUSTRIAL COMMISSION	80	77	1	0	9	1	150	71	114
JUVENILE	179	210	1	0	0	3	393	205	213
HABEAS CORPUS	0	1	0	0	0	0	1	0	0
UNEMPLOYMENT BOARD	55	122	0	0	0	9	186	42	77
TAX	24	14	0	0	0	0	38	25	14
CORP COMM/ELECTR POWER	0	0	0	0	0	0	0	1	0
<b>TOTAL</b>	<b>2,375</b>	<b>2,699</b>	<b>9</b>	<b>79</b>	<b>89</b>	<b>60</b>	<b>5,133</b>	<b>2,329</b>	<b>2,676</b>

[1] SETTLEMENT CONF REFERS TO A SETTLEMENT CONFERENCE DEVELOPED TO SIMPLIFY APPEALS COURT PROCEEDINGS.

COURT OF APPEALS CASE ACTIVITY  
FISCAL YEAR 2008  
DIVISION ONE

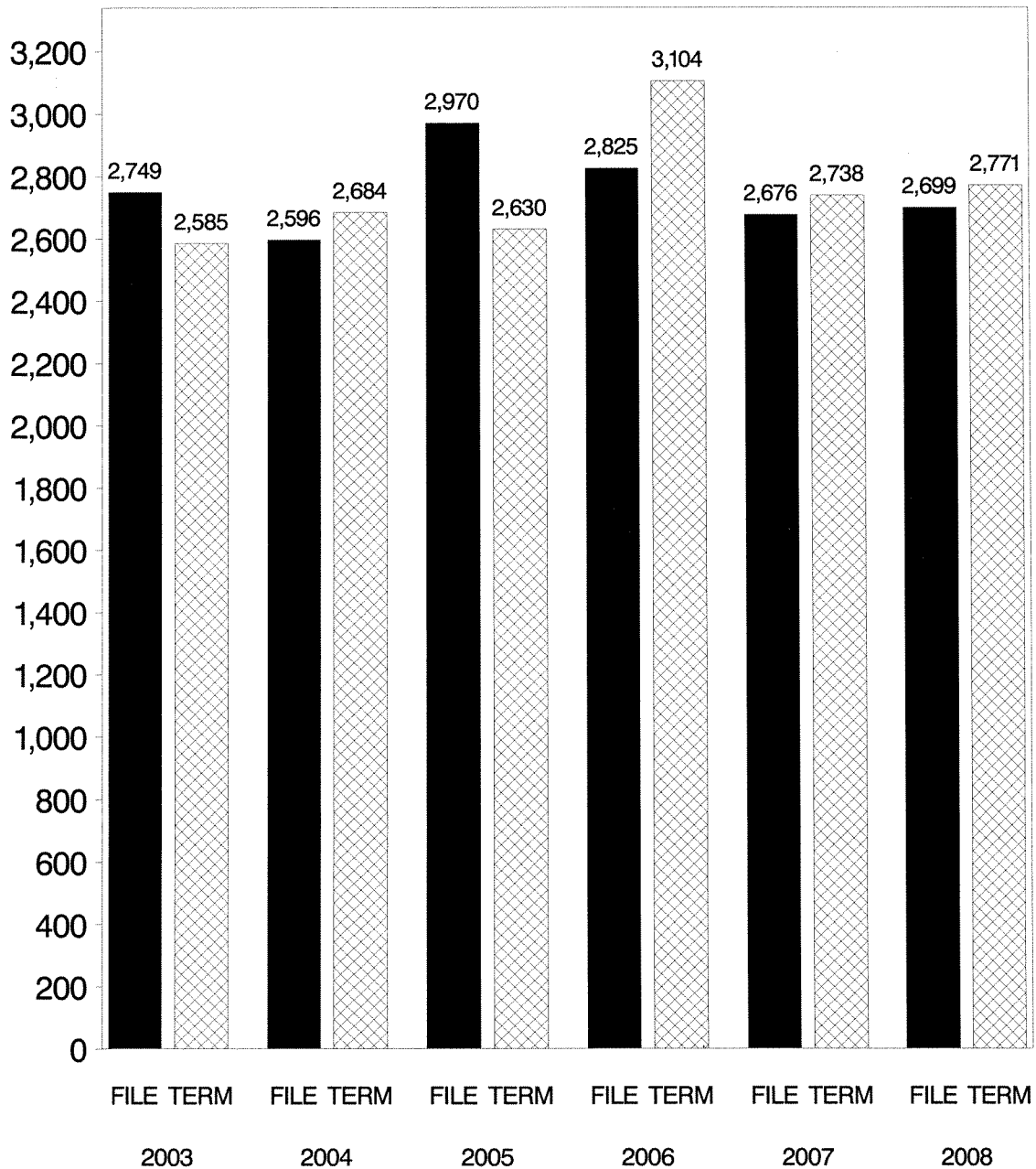
ALL CASES TERMINATED

TYPE OF ACTION	CASES TERMINATED				TOTAL CASES TERM	PENDING 6/30/2008	FISCAL YEAR 2007	
	WRITTEN OPINION	MEMO DECIS	ORDER	OTHER DECIS			TOTAL CASES TERM	PENDING 6/30/2007
	CIVIL	90	367	18			443	918
RULE 29	0	0	0	0	0	4	0	3
SETTLEMENT CONF	0	0	0	0	0	3	0	3
MENTAL HEALTH	5	4	0	20	29	28	32	13
MH SEXUAL PREDATOR	0	2	0	0	2	0	1	2
SPECIAL ACTIONS	14	4	12	245	275	91	263	72
CRIMINAL	32	407	3	137	579	915	617	819
POST-CONV RELIEF	4	0	13	449	466	332	487	407
INDUSTRIAL COMMISSION	3	42	0	50	95	55	100	80
JUVENILE	11	204	4	76	295	98	222	179
HABEAS CORPUS	0	0	0	0	0	1	0	0
UNEMPLOYMENT BOARD	0	2	0	90	92	94	72	55
TAX	8	3	1	8	20	18	15	24
CORP COMM/ELECTR POWER	0	0	0	0	0	0	1	0
<b>TOTAL</b>	<b>167</b>	<b>1,035</b>	<b>51</b>	<b>1,518</b>	<b>2,771</b>	<b>2,362</b>	<b>2,738</b>	<b>2,375</b>

# COURT OF APPEALS, DIVISION 1

ANNUAL CASE ACTIVITY, FY 2003 – 2008

CASES FILED AND TERMINATED



CASES FILED ARE ORIGINAL FILINGS ONLY.  
CASES TERMINATED DO NOT INCLUDE TRANSFERS OUT.

## **COURT OF APPEALS - DIVISION TWO**

### **Narrative Summary**

Division Two of the Court of Appeals experienced a decrease in case filings. In fiscal year 2008, total filings decreased by 5.6%, from 859 in FY 2007 to 811 in FY 2008. The most notable decrease was in Special Action filings which decreased by 30.2%, from 126 filings in FY 2007 to 88 in FY 2008. The other category that showed a significant decrease in filings was the Civil case category which decreased from 158 in FY 2007 to 141 in FY 2008, or 10.8%. Juvenile cases reported an increase of 37.0%, from 89 in FY2007 to 122 in FY2008. Criminal cases also reported a decrease of 4.6%, from 304 in FY2007 to 290 in FY2008.

Dispositions showed a large decrease of 13.7%, from 1,045 in FY 2007 to 902 in FY 2008. The decrease was across all categories but “Civil”, “Post Conviction Relief” and “Criminal” categories reported the largest numerical decrease.

The total pending caseload figure decreased from 843 on July 1, 2007 to 771 on June 30, 2008 a decrease of 8.5%. Special Actions and Civil case categories showed the greatest numerical decrease in pending caseload, decreasing by 31 (47.7%) and 36 (50.7%) respectively, from the previous fiscal year.

A new mental health case filing category was added in fiscal year 2000, called Mental Health (MH) Sexual Predator. This category tracks the division-reported number of sexual predator cases filed. Division One began breaking out sexual predator cases from the mental health case category in fiscal year 2003, while Division Two began reporting sexual predator cases separately from mental health cases in fiscal year 2000.

COURT OF APPEALS CASE ACTIVITY  
 FISCAL YEAR 2008  
 DIVISION TWO  
 ALL CASES ON FILE

TYPE OF ACTION	PENDING 7/1/2007	CASES FILED	REIN- STATED	TRANS- FER IN	TRANS- FER OUT	STAT ADJ	TOTAL CASES ON FILE	FISCAL YEAR 2007	
								PENDING 7/1/2006	CASES FILED
CIVIL	71	141	0	3	1	2	216	131	158
RULE 29	0	0	0	0	0	0	0	2	0
SETTLEMENT CONF	108	34	0	0	0	0	142	93	41
MENTAL HEALTH	1	4	0	0	0	0	5	4	6
MH SEXUAL PREDATOR	4	0	0	0	0	0	4	3	1
SPECIAL ACTIONS	65	88	0	0	0	0	153	52	126
CRIMINAL	449	290	2	0	0	0	741	475	304
POST CONV RELIEF	58	129	1	0	0	0	188	121	131
INDUSTRIAL COMMISSION	20	0	0	12	0	0	32	29	0
JUVENILE	66	122	0	0	0	0	188	90	89
HABEAS CORPUS	1	3	0	0	0	0	4	6	3
CORP COMM/ELECTR POWER	0	0	0	0	0	0	0	1	0
<b>TOTAL</b>	<b>843</b>	<b>811</b>	<b>3</b>	<b>15</b>	<b>1</b>	<b>2</b>	<b>1,673</b>	<b>1,007</b>	<b>859</b>

[1] SETTLEMENT CONF REFERS TO A SETTLEMENT CONFERENCE DEVELOPED TO SIMPLIFY APPEALS COURT PROCEEDINGS.

COURT OF APPEALS CASE ACTIVITY  
FISCAL YEAR 2008  
DIVISION TWO

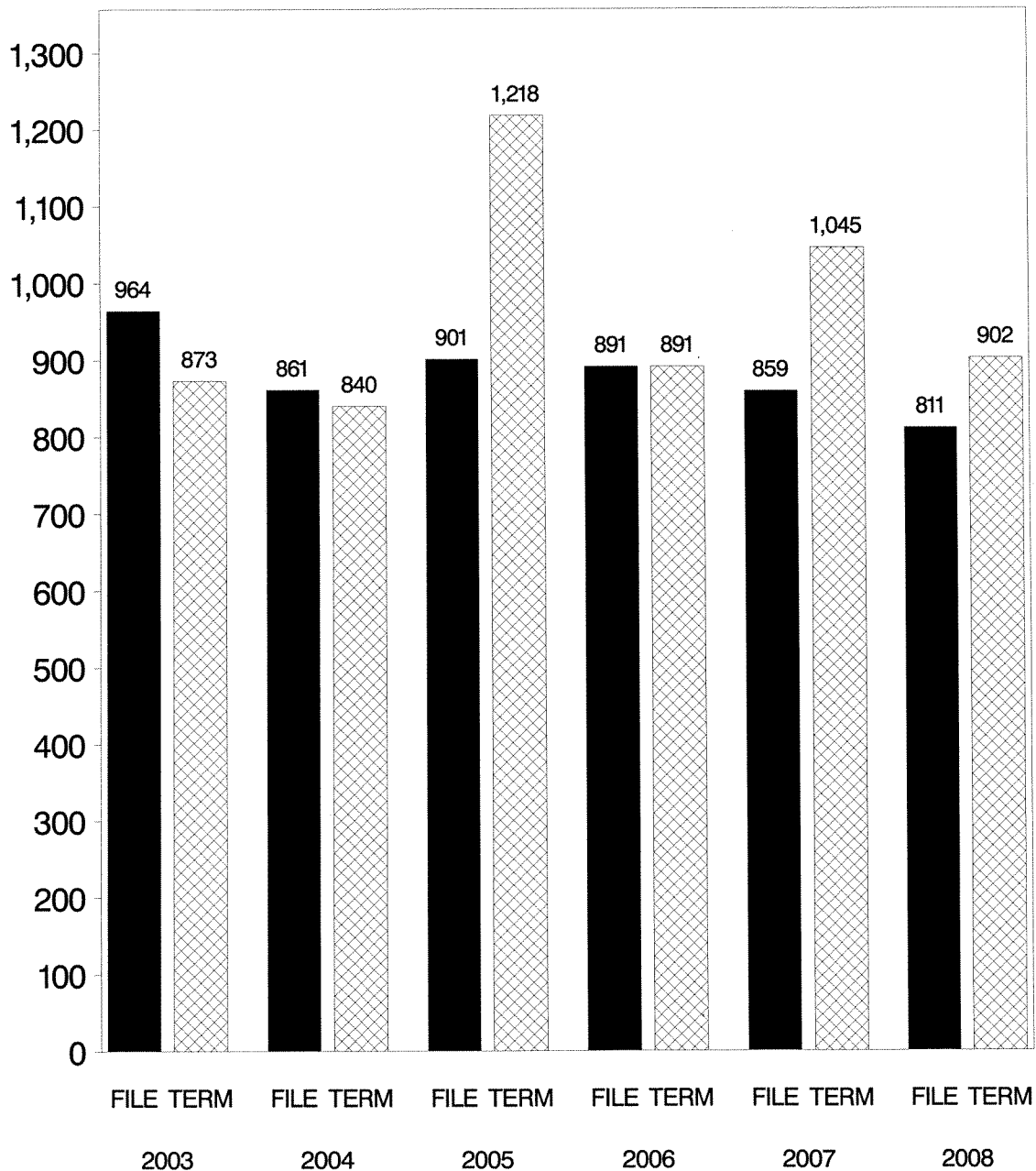
ALL CASES TERMINATED

TYPE OF ACTION	CASES TERMINATED				TOTAL CASES TERM	PENDING 6/30/2008	FISCAL YEAR 2007	
	WRITTEN OPINION	MEMO DECIS	ORDER	OTHER DECIS			TOTAL CASES TERM	PENDING 6/30/2007
	CIVIL	33	80	0			68	181
RULE 29	0	0	0	0	0	0	0	0
SETTLEMENT CONF	0	0	0	24	24	118	26	108
MENTAL HEALTH	0	1	0	0	1	4	9	1
MH SEXUAL PREDATOR	0	0	0	0	0	4	2	4
SPECIAL ACTIONS	6	3	4	106	119	34	114	65
CRIMINAL	25	190	1	71	287	454	329	449
POST-CONV RELIEF	5	139	0	15	159	29	196	58
INDUSTRIAL COMMISSION	2	8	0	9	19	13	25	20
JUVENILE	5	67	0	38	110	78	113	66
HABEAS CORPUS	0	2	0	0	2	2	6	1
CORP COMM/ELECTR POWER	0	0	0	0	0	0	1	0
<b>TOTAL</b>	<b>76</b>	<b>490</b>	<b>5</b>	<b>331</b>	<b>902</b>	<b>771</b>	<b>1,045</b>	<b>843</b>

# COURT OF APPEALS, DIVISION 2

ANNUAL CASE ACTIVITY, FY 2003 – 2008

CASES FILED AND TERMINATED



CASES FILED ARE ORIGINAL FILINGS ONLY.  
CASES TERMINATED DO NOT INCLUDE TRANSFERS OUT.