

Appellate Courts

SUPREME COURT Narrative Summary

During fiscal year 2009, there were 1,023 cases filed in the Supreme Court, a decrease of 12.1% in total filings from the 1,164 cases filed in FY 2008. The categories with the largest percentage decreases were the petitions for review criminal cases, which decreased by 21.0% from 425 in FY 2008 to 336 in FY 2009, and State Bar Matters cases (8.7%), which went from 172 in FY 2008 to 157 in FY 2009. Percentage wise, Special Action case filings showed the greatest increase and accounted for an increase of 81.0%.

In the same period, the Supreme Court disposed of 1,082 cases, a decrease of 5.9% from the 1,150 cases disposed during the previous fiscal year.

The difference between filings and terminations resulted in a pending caseload decrease of 18.2%, from 329 cases on July 1, 2008 to 269 cases on June 30, 2009.

Detailed breakdowns of “State Bar Matters” and “All Other Cases” and a State Bar Activity Report follow the filings and terminations summaries.

ABBREVIATIONS
(Appellate)

App. Sp. Examiner	Appointment of Special Examiner
Corp. Commission	Corporation
Decis	Decisions
DOC	Department of Corrections
Exam/Admiss	Examination/Admission
Extraord.....	Extraordinary
Ind./Industrial Comm.....	Industrial Commission
Jud. Cond. Comm.	Commission on Judicial Conduct
Memo	Memorandum
MH Sexual Predator.....	Mental Health Sexual Predator
Post-Conv. Rel.	Post-Conviction Relief
P.R.....	Petition for Review
Ques.	Questions
S.A.	Special Action
Stat. Adj.	Statistical Adjustment
Susp. Spec. Rule	Suspensions Under Specific Rule
TERM.	Terminated
Trans. Disability.....	Disability Transfers
Trans. In	Transferred In
Trans. Out	Transferred Out
Unemp. Board.....	Unemployment Board

SUPREME COURT CASE ACTIVITY
FISCAL YEAR 2009

ALL CASES ON FILE

TYPE OF ACTION	PENDING	CASES	REIN-	TRANS-	TRANS-	STAT	TOTAL	FISCAL YEAR 2008	
	7/1/2008	FILED	STATED	FER IN	FER OUT	ADJ	CASES ON FILE	PENDING 7/1/2007	CASES FILED
CIVIL APPEALS	4	8	0	0	0	-1	11	0	4
CRIMINAL APPEALS	23	6	0	0	0	-1	28	23	8
POST-CONV RELIEF	2	4	0	0	0	0	6	3	1
SPECIAL ACTION	3	38	0	0	0	0	41	7	21
SP ACTION-OTHER	3	36	0	0	0	-1	38	4	45
STATE BAR MATTERS	9	157	1	0	0	0	167	7	172
HABEAS CORPUS	3	17	0	0	0	0	20	4	30
RULE 28	49	50	1	0	0	0	100	40	44
ALL OTHER CASES	6	11	0	0	0	0	17	13	12
SUBTOTAL	102	327	2	0	0	-3	428	101	337
PET REV-CIVIL	104	307	0	0	0	0	411	112	336
PET REV-CRIMINAL	112	336	0	0	0	0	448	94	425
PET REV-IND COMM	7	14	0	0	0	0	21	3	15
PET REV-JUVENILE	3	36	0	0	0	0	39	6	47
PET REV-TAX	1	3	0	0	0	0	4	3	4
SUBTOTAL	227	696	0	0	0	0	923	218	827
TOTAL	329	1,023	2	0	0	-3	1,351	319	1,164

SUPREME COURT CASE ACTIVITY
FISCAL YEAR 2009

ALL CASES TERMINATED

TYPE OF ACTION	CASES TERMINATED				TOTAL CASES TERM	PENDING 6/30/2009	FISCAL YEAR 2008	
	WRITTEN OPINION	MEMO DECIS	ORDER [1]	OTHER DECIS [1]			TOTAL CASES TERM	PENDING 6/30/2008
CIVIL APPEALS	4	1	5	1	11	0	0	4
CRIMINAL APPEALS	7	0	0	0	7	21	8	23
POST-CONV RELIEF	0	0	3	0	3	3	2	2
SPECIAL ACTION	2	0	33	0	35	6	25	3
SP ACTION-OTHER	0	0	34	0	34	4	46	3
STATE BAR MATTERS	1	0	154	0	155	12	172	9
HABEAS CORPUS	0	0	19	0	19	1	31	3
RULE 28	0	0	54	0	54	46	35	49
ALL OTHER CASES	0	0	10	0	10	7	13	6
SUBTOTAL	14	1	312	1	328	100	332	102
PET REV-CIVIL	15	0	318	0	333	78	345	104
PET REV-CRIMINAL	11	0	355	0	366	82	407	112
PET REV-IND COMM	0	0	15	0	15	6	11	7
PET REV-JUVENILE	2	0	35	0	37	2	49	3
PET REV-TAX	0	0	3	0	3	1	6	1
SUBTOTAL	28	0	726	0	754	169	818	227
TOTAL	42	1	1,038	1	1,082	269	1,150	329

[1] Per the Arizona Supreme Court Clerk, data was revised in May 2013 to reflect more accurate statistics (see "Other" terminations).

SUPREME COURT CASE ACTIVITY
FISCAL YEAR 2009

"ALL OTHER CASES" DETAIL
CASES ON FILE

TYPE OF ACTION	PENDING 7/1/2008	CASES FILED	REIN- STATED	TRANS- FER IN	TRANS- FER OUT	STAT ADJ	TOTAL CASES ON FILE	FISCAL YEAR 2008	
								PENDING 7/1/2007	CASES FILED
EXTRAORD MATTERS	0	1	0	0	0	0	1	0	1
JUDICIAL CONDUCT	0	3	0	0	0	0	3	0	2
TRANSFERS	0	4	0	0	0	0	4	1	4
WATER CASES	2	0	0	0	0	0	2	7	0
WCIR CASES	4	0	0	0	0	0	4	4	2
GRAND JURY	0	2	0	0	0	0	2	0	2
CERTIFIED QUESTION	0	1	0	0	0	0	1	1	1
ORIGINAL COMPLAINT	0	0	0	0	0	0	0	0	0
TOTAL	6	11	0	0	0	0	17	13	12

"ALL OTHER CASES" DETAIL
CASES TERMINATED

TYPE OF ACTION	CASES TERMINATED				TOTAL CASES TERM	PENDING 6/30/2009	FISCAL YEAR 2008	
	WRITTEN OPINION	MEMO DECIS	ORDER [1] DECIS [1]	OTHER DECIS [1]			TOTAL CASES TERM	PENDING 6/30/2008
EXTRAORD MATTERS	0	0	1	0	1	0	1	0
JUDICIAL CONDUCT	0	0	2	0	2	1	2	0
TRANSFERS	0	0	4	0	4	0	5	0
WATER CASES	0	0	0	0	0	2	0	2
WCIR CASES	0	0	0	0	0	4	1	4
GRAND JURY	0	0	2	0	2	0	2	0
CERTIFIED QUESTION	0	0	1	0	1	0	2	0
ORIGINAL COMPLAINT	0	0	0	0	0	0	0	0
TOTAL	0	0	10	0	10	7	13	6

[1] Per the Arizona Supreme Court Clerk, data was revised in May 2013 to reflect more accurate statistics (see "Other" terminations).

SUPREME COURT CASE ACTIVITY
FISCAL YEAR 2009

"STATE BAR MATTERS" DETAIL
MATTERS ON FILE

TYPE OF MATTER	PENDING 7/1/2008	MATTERS FILED	REIN- STATED	STAT ADJ	TOTAL MATTERS ON FILE	FISCAL YEAR 2008	
						PENDING 7/1/2007	MATTERS FILED
DISCIPLINARY	5	98	1	0	104	3	95
TRANSFER TO DISB.	0	0	0	0	0	0	0
CONDITIONAL ADMISS	1	27	0	0	28	2	13
PR EXAM/ADMISS	2	5	0	0	7	1	17
APPT SP EXAMINER	0	0	0	0	0	0	0
RESIG IN GOOD STAND	0	7	0	0	7	0	10
RULE 39	0	0	0	0	0	0	0
RULE 40	1	4	0	0	5	0	14
REINSTATEMENTS	0	10	0	0	10	1	16
MISCELLANEOUS	0	6	0	0	6	0	7
TOTAL	9	157	1	0	167	7	172

"STATE BAR MATTERS" DETAIL
MATTERS TERMINATED

TYPE OF MATTER	MATTERS TERMINATED					TOTAL MATTERS TERM	PENDING 6/30/2009	FISCAL YEAR 2008	
	WRITTEN OPINION	MEMO DECIS	ORDER [1]	OTHER DECIS [1]	TOTAL MATTERS PENDING			TOTAL MATTERS TERM	PENDING 6/30/2008
DISCIPLINARY	1	0	95	0	96	8	95	5	
TRANSFER TO DISB	0	0	0	0	0	0	0	0	
CONDITIONAL ADMISS	0	0	26	0	26	2	14	1	
PR EXAM/ADMISS	0	0	6	0	6	1	16	2	
APPT SP EXAMINER	0	0	0	0	0	0	0	0	
RESIG IN GOOD STAND	0	0	7	0	7	0	10	0	
RULE 39	0	0	0	0	0	0	0	0	
RULE 40	0	0	5	0	5	0	13	1	
REINSTATEMENTS	0	0	10	0	10	0	17	0	
MISCELLANEOUS	0	0	5	0	5	1	7	0	
TOTAL	1	0	154	0	155	12	172	9	

[1] Per the Arizona Supreme Court Clerk, data was revised in May 2013 to reflect more accurate statistics (see "Other" terminations).

SUPREME COURT CASE ACTIVITY
FISCAL YEAR 2009

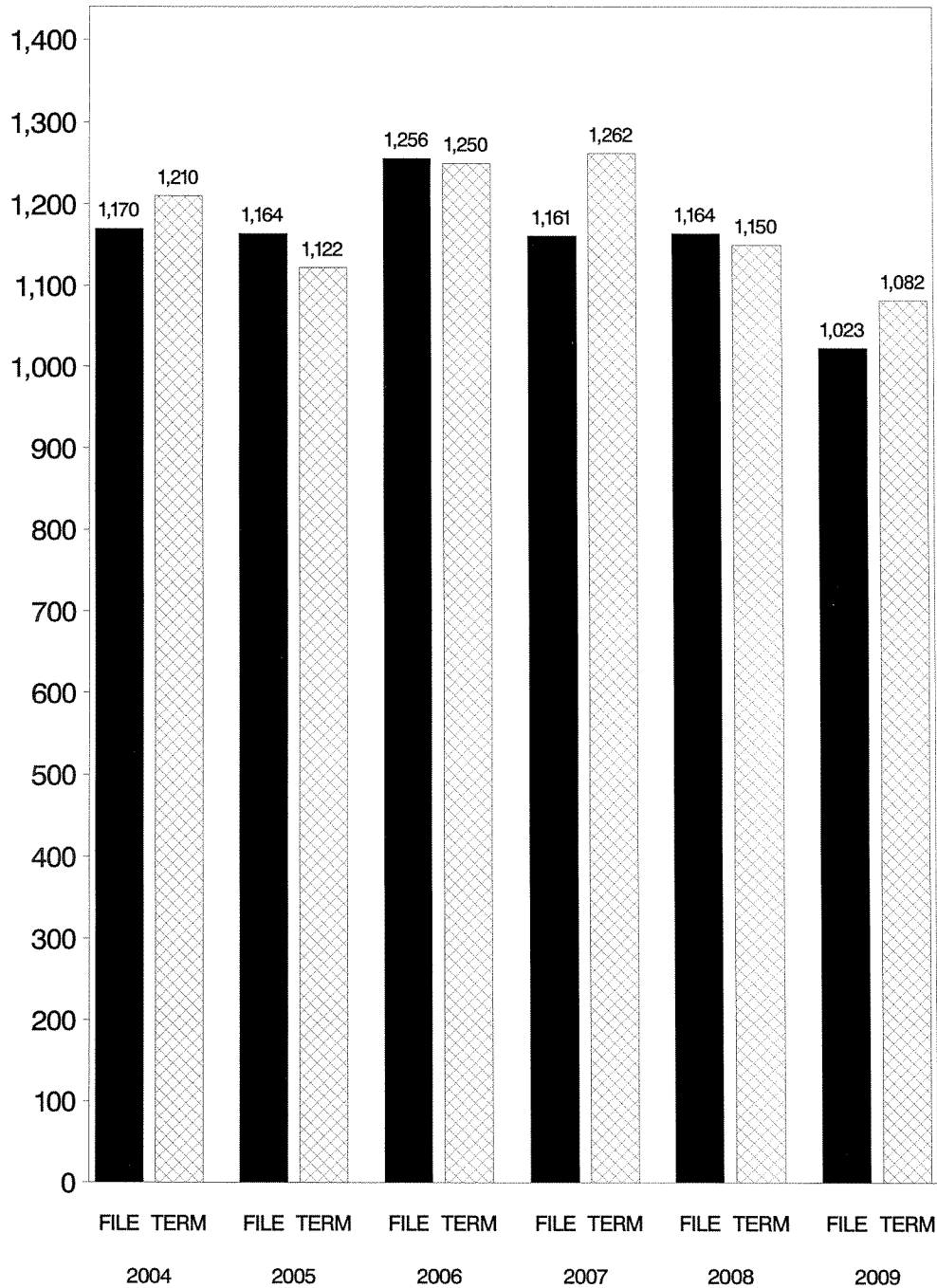
STATE BAR ACTIVITY REPORT

TYPE OF ACTIVITY	NUMBER	FISCAL YEAR 2008 NUMBER
ADMISSIONS	42	52
ADMISSIONS BY MAIL	691	649
REINSTATEMENTS	15	59
SERVICE OF COMPLAINT AND SUBPOENAS	0	5
CERTIFICATE OF GOOD STANDING	280	385
ATTORNEYS SUSPENDED	252	335
EXPUNGED	6	11
RULE 38 (CERTIFICATIONS)	204	200
TRANSFERS TO DISABILITY	1	1
TOTAL	1,491	1,697

SUPREME COURT

ANNUAL CASE ACTIVITY, FY 2004 – 2009

CASES FILED AND TERMINATED



CASES FILED ARE ORIGINAL FILINGS ONLY.
CASES TERMINATED DO NOT INCLUDE TRANSFERS OUT.

COURT OF APPEALS - DIVISION ONE
Narrative Summary

Division One of the Court of Appeals experienced a slight decrease in case filings in fiscal year 2009. Total filings decreased by 0.3%, from 2,699 in FY 2008 to 2,690 in FY 2009. Civil case filings experienced the largest numerical decrease (75 or 8.4%). The Criminal and Mental Health case categories showed the greatest numerical increase in filings, increasing by 71 (10.7%) and 49 (111.4%) respectively, from the previous fiscal year.

Total case dispositions decreased from 2,771 in FY 2008 to 2,671 in FY 2009, a decrease of 3.6%.

The total pending caseload figure increased from 2,362 on July 1, 2008 to 2,441 on June 30, 2009, an increase of 3.3%.

A new mental health case filing category was added in fiscal year 2000, called Mental Health (MH) Sexual Predator. This category tracks the division-reported number of sexual predator cases filed. Division One began breaking out sexual predator cases from the mental health case category in fiscal year 2003, while Division Two began reporting sexual predator cases separately from mental health cases in fiscal year 2000.

COURT OF APPEALS CASE ACTIVITY
 FISCAL YEAR 2009
 DIVISION ONE
 ALL CASES ON FILE

TYPE OF ACTION	PENDING 7/1/2008	CASES FILED	REIN- STATED	TRANS- FER IN	TRANS- FER OUT	STAT ADJ	TOTAL CASES ON FILE	FISCAL YEAR 2008	
								PENDING 7/1/2007	CASES FILED
CIVIL	723	816	11	32	29	18	1,571	718	891
RULE 29	4	0	0	2	6	0	0	3	0
SETTLEMENT CONF	3	0	0	27	26	-1	3	3	0
MENTAL HEALTH	28	93	0	0	0	0	121	13	44
MH SEXUAL PREDATOR	0	0	0	0	0	0	0	2	0
SPECIAL ACTIONS	91	280	0	0	0	1	372	72	293
CRIMINAL	915	736	1	0	0	14	1,666	819	665
POST CONV RELIEF	332	320	3	0	0	15	670	407	382
INDUSTRIAL COMMISSION	55	85	0	0	12	3	131	80	77
JUVENILE	98	209	0	0	0	3	310	179	210
HABEAS CORPUS	1	1	0	0	0	0	2	0	1
UNEMPLOYMENT BOARD	94	137	0	0	0	5	236	55	122
TAX	18	9	0	0	0	-1	26	24	14
CORP COMM/ELECTR POWER	0	4	0	0	0	0	4	0	0
TOTAL	2,362	2,690	15	61	73	57	5,112	2,375	2,699

COURT OF APPEALS CASE ACTIVITY
FISCAL YEAR 2009
DIVISION ONE

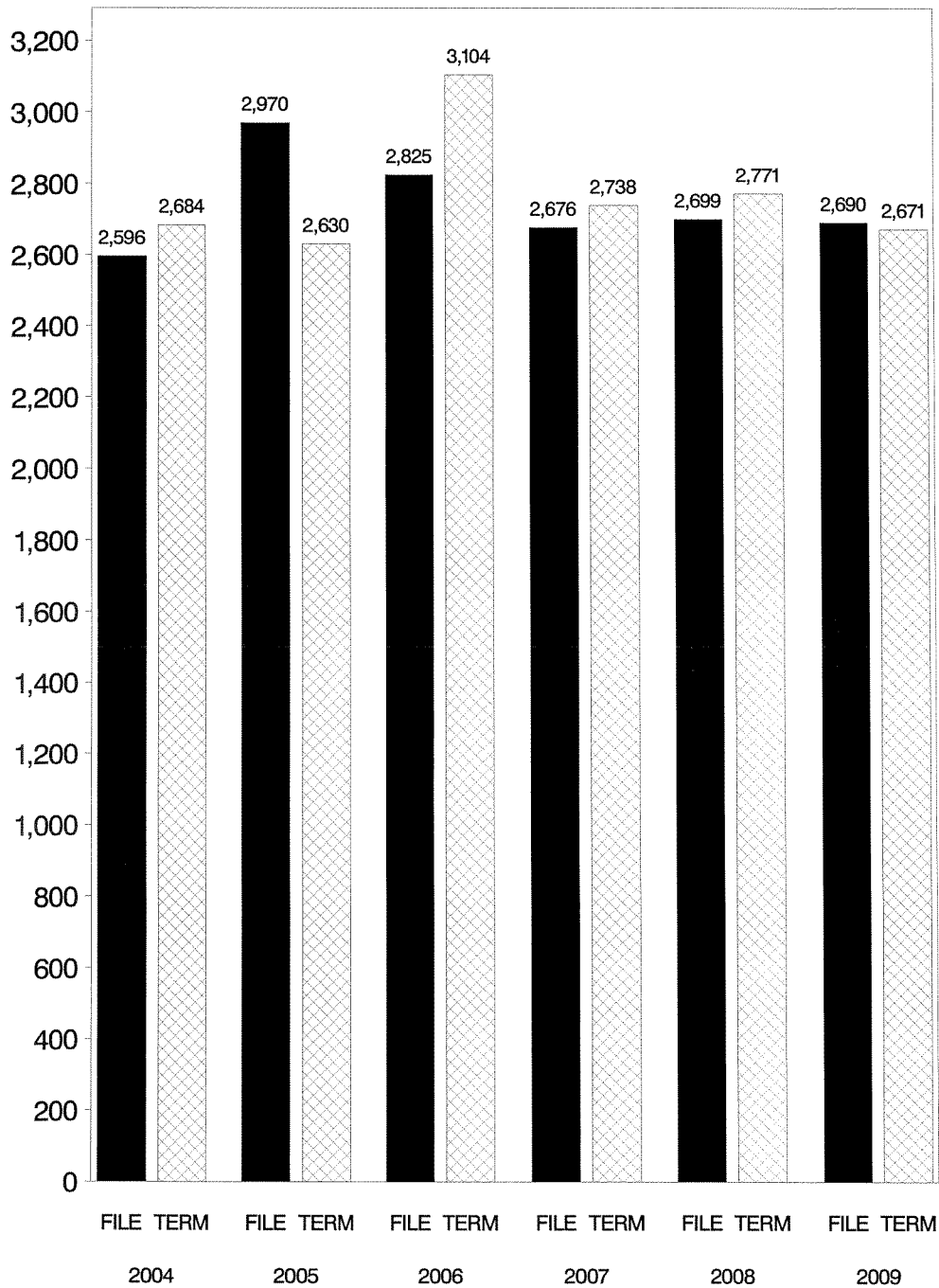
ALL CASES TERMINATED

TYPE OF ACTION	CASES TERMINATED				TOTAL CASES TERM	PENDING 6/30/2009	FISCAL YEAR 2008	
	WRITTEN OPINION	MEMO DECIS	ORDER	OTHER DECIS			TOTAL CASES TERM	PENDING 6/30/2008
CIVIL	72	359	6	403	840	731	918	723
RULE 29	0	0	0	0	0	0	0	4
SETTLEMENT CONF	0	0	0	0	0	3	0	3
MENTAL HEALTH	6	12	4	42	64	57	29	28
MH SEXUAL PREDATOR	0	0	0	0	0	0	2	0
SPECIAL ACTIONS	12	8	21	252	293	79	275	91
CRIMINAL	30	561	4	160	755	911	579	915
POST-CONV RELIEF	2	1	7	275	285	385	466	332
INDUSTRIAL COMMISSION	3	41	0	31	75	56	95	55
JUVENILE	5	110	3	90	208	102	295	98
HABEAS CORPUS	0	1	0	1	2	0	0	1
UNEMPLOYMENT BOARD	0	1	0	136	137	99	92	94
TAX	5	4	0	3	12	14	20	18
CORP COMM/ELECTR POWER	0	0	0	0	0	4	0	0
TOTAL	135	1,098	45	1,393	2,671	2,441	2,771	2,362

COURT OF APPEALS, DIVISION 1

ANNUAL CASE ACTIVITY, FY 2004 – 2009

CASES FILED AND TERMINATED



CASES FILED ARE ORIGINAL FILINGS ONLY.
CASES TERMINATED DO NOT INCLUDE TRANSFERS OUT.

COURT OF APPEALS - DIVISION TWO

Narrative Summary

Division Two of the Court of Appeals experienced an increase in case filings. In fiscal year 2009, total filings increased by 4.2%, from 811 in FY 2008 to 845 in FY 2009. The most notable increase was in the Civil case filing category which increased by 14.9%, from 141 filings in FY 2008 to 162 in FY 2009. Juvenile cases reported an increase of 12.3%, from 122 in FY2008 to 137 in FY2009. Special Actions increased from 88 in FY2008 to 98 in FY2009, an increase of 11.3%. Criminal cases reported a slight decrease of 1.4%, from 290 in FY2008 to 286 in FY2009.

Dispositions showed a slight increase of 2.7%, from 902 in FY 2008 to 926 in FY 2009. The largest increase was in the Criminal case category, which went from 287 cases terminated in FY2008 to 352 cases terminated in FY2009, an increase of 22.6%.

The total pending caseload figure decreased from 771 on July 1, 2008 to 712 on June 30, 2009, a decrease of 7.7%. The Criminal and Civil case categories showed the greatest numerical decrease in pending caseload, decreasing by 64 (22.5%) and 13 (37.1%) respectively, from the previous fiscal year.

A new mental health case filing category was added in fiscal year 2000, called Mental Health (MH) Sexual Predator. This category tracks the division-reported number of sexual predator cases filed. Division One began breaking out sexual predator cases from the mental health case category in fiscal year 2003, while Division Two began reporting sexual predator cases separately from mental health cases in fiscal year 2000.

COURT OF APPEALS CASE ACTIVITY
 FISCAL YEAR 2009
 DIVISION TWO
 ALL CASES ON FILE

TYPE OF ACTION	PENDING 7/1/2008	CASES FILED	REIN- STATED	TRANS- FER IN	TRANS- FER OUT	STAT ADJ	TOTAL CASES ON FILE	FISCAL YEAR 2008	
								PENDING 7/1/2007	CASES FILED
CIVIL	35	162	2	0	3	0	196	71	141
RULE 29	0	0	0	0	0	0	0	0	0
SETTLEMENT CONF	118	23	0	0	0	0	141	108	34
MENTAL HEALTH	4	3	0	0	0	0	7	1	4
MH SEXUAL PREDATOR	4	2	0	0	0	0	6	4	0
SPECIAL ACTIONS	34	98	0	0	0	1	133	65	88
CRIMINAL	454	286	2	1	0	-1	742	449	290
POST CONV RELIEF	29	132	2	0	0	0	163	58	129
INDUSTRIAL COMMISSION	13	0	0	18	0	0	31	20	0
JUVENILE	78	137	0	0	0	0	215	66	122
HABEAS CORPUS	2	2	0	0	0	0	4	1	3
CORP COMM/ELECTR POWER	0	0	0	0	0	0	0	0	0
TOTAL	771	845	6	19	3	0	1,638	843	811

COURT OF APPEALS CASE ACTIVITY
FISCAL YEAR 2009
DIVISION TWO

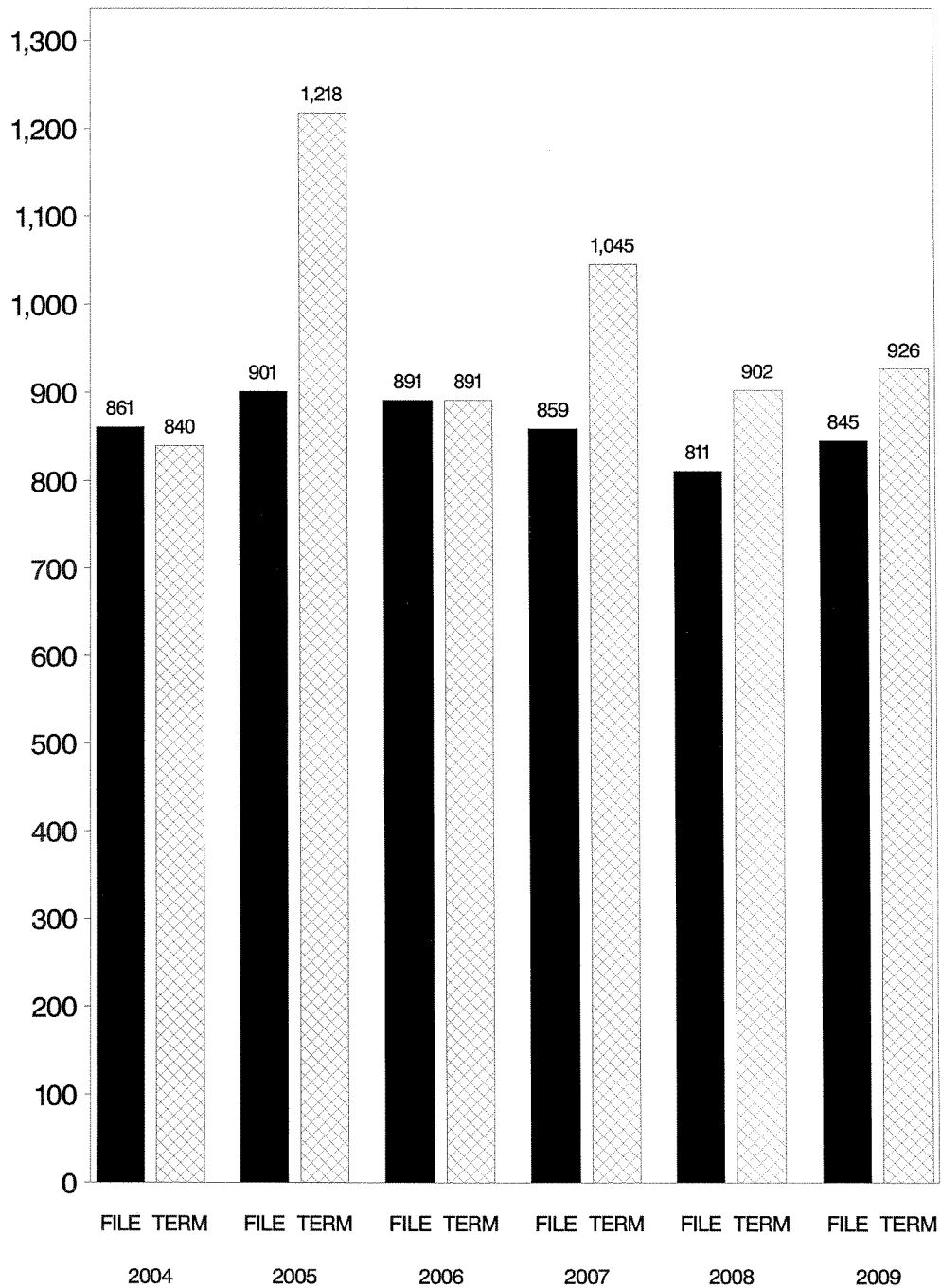
ALL CASES TERMINATED

TYPE OF ACTION	CASES TERMINATED				TOTAL CASES TERM	PENDING 6/30/2009	FISCAL YEAR 2008	
	WRITTEN OPINION	MEMO DECIS	ORDER	OTHER DECIS			TOTAL CASES TERM	PENDING 6/30/2008
CIVIL	24	87	0	63	174	22	181	35
RULE 29	0	0	0	0	0	0	0	0
SETTLEMENT CONF	0	0	0	18	18	123	24	118
MENTAL HEALTH	0	4	0	3	7	0	1	4
MH SEXUAL PREDATOR	1	0	0	1	2	4	0	4
SPECIAL ACTIONS	1	10	4	79	94	39	119	34
CRIMINAL	28	268	0	56	352	390	287	454
POST-CONV RELIEF	1	120	0	13	134	29	159	29
INDUSTRIAL COMMISSION	0	6	0	6	12	19	19	13
JUVENILE	2	80	0	48	130	85	110	78
HABEAS CORPUS	0	2	0	1	3	1	2	2
CORP COMM/ELECTR POWER	0	0	0	0	0	0	0	0
TOTAL	57	577	4	288	926	712	902	771

COURT OF APPEALS, DIVISION 2

ANNUAL CASE ACTIVITY, FY 2004 – 2009

CASES FILED AND TERMINATED



CASES FILED ARE ORIGINAL FILINGS ONLY.
CASES TERMINATED DO NOT INCLUDE TRANSFERS OUT.