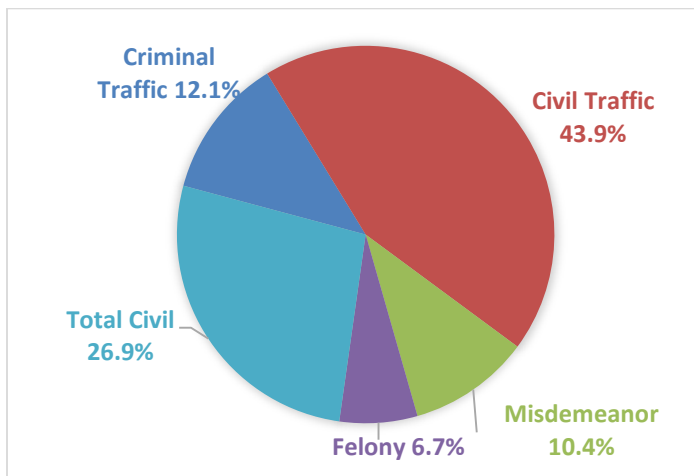


JUSTICE OF THE PEACE COURTS Narrative Summary

Justice of the peace courts hear all types of criminal traffic and civil traffic cases, certain misdemeanor cases and some courts conduct preliminary hearings for felony cases. Civil jurisdiction for this period is limited to cases involving claims less than \$10,000 and small claims cases. Effective January 1, 2014, the small claims jurisdiction in justice courts increased from \$2,500 to \$3,500. Justice Courts issue orders of protection and injunctions prohibiting harassment and also issue search warrants.

Total filings in the Justice of the Peace courts increased from 709,521 in FY 2015 to 714,778 in FY 2016. Total traffic filings increased 3.5% from FY 2015 to FY 2016, while criminal filings (misdemeanor and felony) decreased 4.9% during the same period. Civil filings decreased 1.0% from 194,297 in FY 2015 to 192,353 in FY 2016. Within the civil category, small claims filings increased by 5.7% from FY 2015 to FY 2016, while forcible detainer filings decreased by 5.5% during the same period. Combined traffic filings accounted for 55.9% of the total filings in justice courts statewide during FY 2016. Combined criminal non-traffic filings accounted for 17.1% of the total filings.

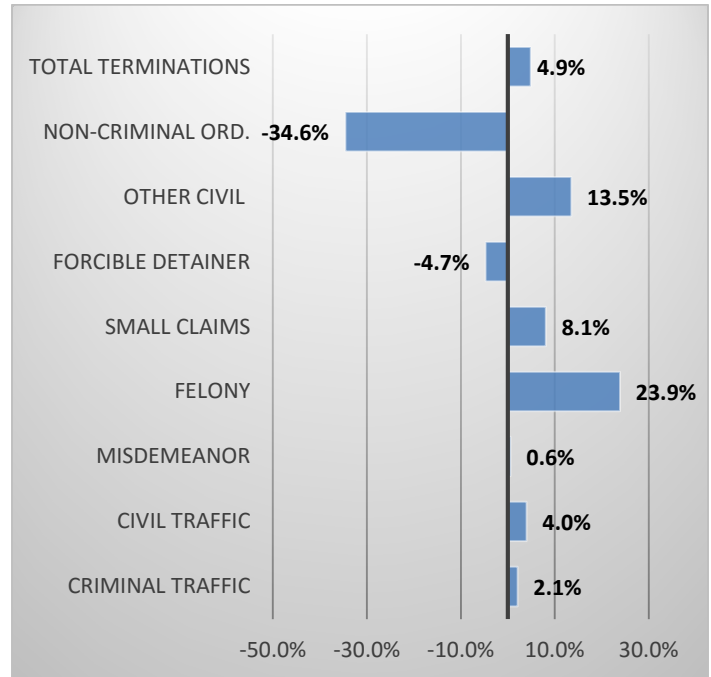
**JUSTICE COURT
PROPORTION OF FILINGS BY CASE TYPE
FY 2016**



Statewide, justice courts terminated 764,227 cases during FY 2016, a 4.9% increase over the 728,560 cases terminated the previous fiscal year. As a result of the increased terminations compared to filings, the pending

caseload decreased by 2.2%, from 630,818 at the end of FY 2015 compared to 616,828 at the end of FY 2016.

**JUSTICE COURT
FILING TRENDS BY CASE TYPE
PERCENT CHANGE FROM FY 2015 - FY 2016**



Petitions for orders of protection increased 4.2% from FY 2015 to FY 2016. During the same period, petitions for injunctions against harassment were about the same with 6,254 filed during FY 2016, compared to 6,277 filed during FY 2015. Justice of the Peace courts held 2,136 order of protection review hearings and 1,257 injunction against harassment review hearings during FY 2016.

There were 6,166 total trials held during FY 2016 (5,871 court trials and 295 jury trials), down 16.3% from last fiscal year. Court trials decreased 16.6%, while jury trials decreased by 10.3%.

¹ Non-criminal case filings representing 0.1% of the case filings were excluded from the chart.

ABBREVIATIONS
(Justice of the Peace Courts)

CR TRAF	Criminal Traffic
CV TRAF	Civil Traffic
DISP.	Dispositions
DUI	Driving Under the Influence
FTA	Failure-to-Appear
Inj Harassment	Injunction Against Harassment
Misd.....	Misdemeanor
NC.....	Non Criminal
Non-Cr Ord	Non-Criminal Local Ordinances
Ord Protection	Order of Protection
Stat Corr	Statistical Correction

JUSTICE COURT CASE ACTIVITY
FISCAL YEAR 2016

STATEWIDE TOTAL

ALL CASES ON FILE

CASE TYPE	PENDING 7/1/2015	CASES FILED			FISCAL YEAR 2015		
		ORIGINAL FILINGS	TRANSFER IN	TOTAL FILED	TOTAL ON FILE	PENDING 7/1/2014	TOTAL FILED
DUI	36,640	19,176	110	19,286	55,926	35,010	19,195
SERIOUS TRAFFIC	4,665	3,078	7	3,085	7,750	4,799	3,172
OTHER TRAFFIC	58,995	63,856	162	64,018	123,013	62,326	64,505
TOTAL CR TRAF	100,300	86,110	279	86,389	186,689	102,135	86,872
TOTAL CV TRAF	101,529	312,398	891	313,289	414,818	105,504	299,118
MISDEMEANOR	176,338	60,325	111	60,436	236,774	180,637	67,234
MISDEMEANOR FTA	39,003	6,424	2	6,426	45,429	32,827	5,801
TRAFFIC FTA	77,635	7,736	21	7,757	85,392	83,949	8,314
TOTAL MISD	292,976	74,485	134	74,619	367,595	297,413	81,349
TOTAL FELONY	40,431	47,612	7	47,619	88,050	39,997	47,125
SMALL CLAIMS	16,138	17,252	47	17,299	33,437	17,351	16,360
FORCIBLE DETAINER	5,348	79,332	69	79,401	84,749	5,972	83,981
OTHER CIVIL	73,264	94,884	769	95,653	168,917	70,826	93,956
TOTAL CIVIL	94,750	191,468	885	192,353	287,103	94,149	194,297
NC PARKING	755	356		356	1,111	770	537
NC NON-PARKING	77	153		153	230	350	223
TOTAL NON-CR ORD	832	509		509	1,341	1,120	760
TOTAL	630,818	712,582	2,196	714,778	1,345,596	640,318	709,521
ORD PROTECTION				9,102			8,734
INJ HARASSMENT				6,254			6,277

TRIALS COMMENCED

CASE TYPE	NON-JURY	JURY	TOTAL	FISCAL YEAR 2015		
				NON-JURY	JURY	TOTAL
CRIMINAL TRAFFIC	479	228	707	511	228	739
MISDEMEANOR	1,520	45	1,565	2,335	44	2,379
CIVIL	3,872	22	3,894	4,196	57	4,253
TOTAL	5,871	295	6,166	7,042	329	7,371

OUTSTANDING WARRANTS - END-OF-YEAR

TRAFFIC	6/30/2016	6/30/2015	CRIMINAL	6/30/2016	6/30/2015
DUI	18,060	20,367			
SERIOUS TRAFFIC	2,088	2,239	FELONY	12,517	12,144
OTHER TRAFFIC	80,897	84,555	MISDEMEANOR	84,630	75,706
SUBTOTAL	101,045	107,161	SUBTOTAL	97,147	87,850
TOTAL ALL WARRANTS				198,192	195,011

JUSTICE COURT CASE ACTIVITY
FISCAL YEAR 2016

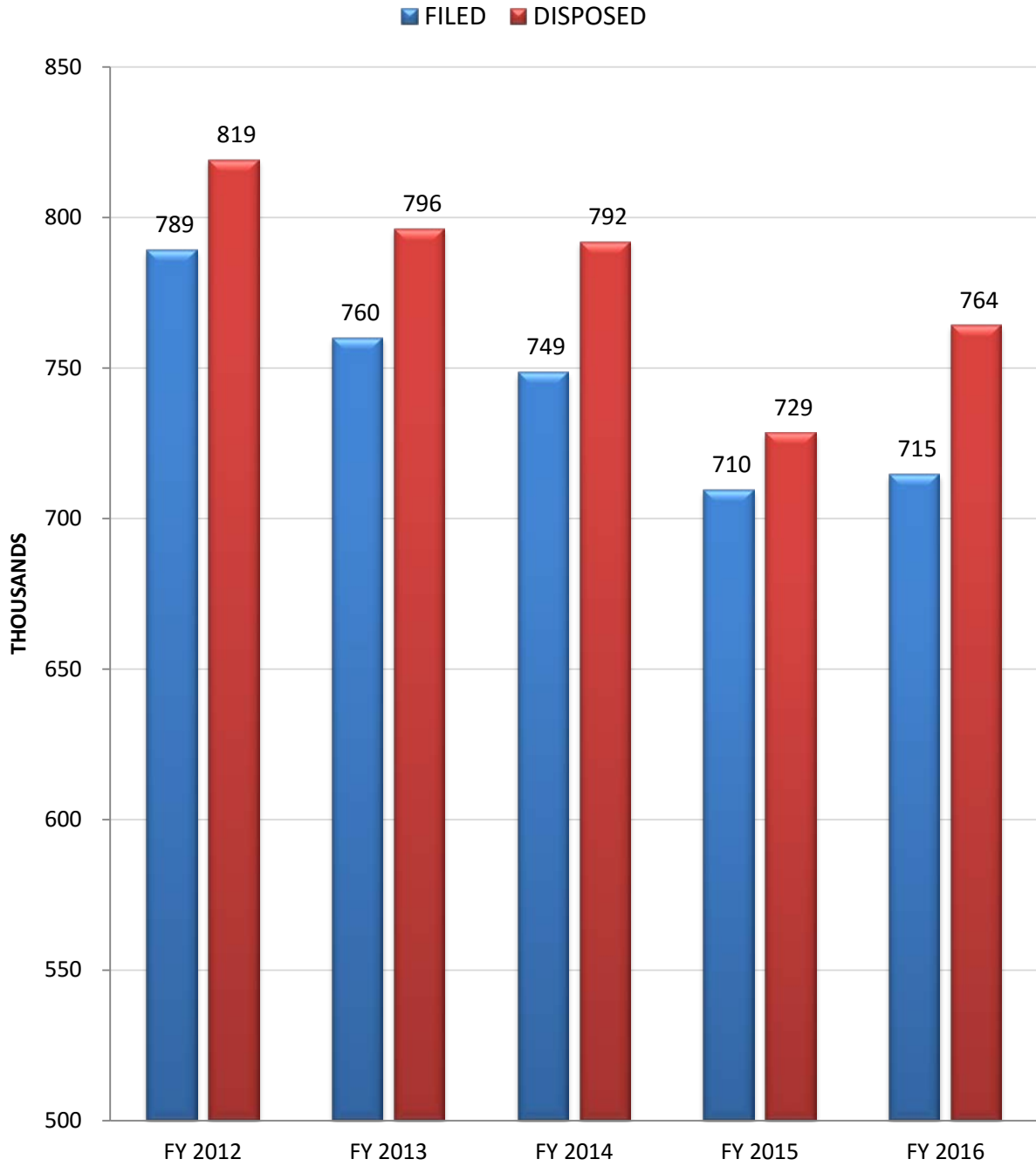
STATEWIDE TOTAL (CONTINUED)

ALL CASES TERMINATED							FISCAL YEAR 2015	
CASE TYPE	CASES TERMINATED			STAT CORR	PENDING 6/30/2016	TOTAL TERM	PENDING 6/30/2015	
	TERMINATIONS	TRANSFER OUT	TOTAL TERM					
DUI	19,953	311	20,264	-570	35,092	19,453	36,640	
SERIOUS TRAFFIC	3,183	30	3,213	111	4,648	3,194	4,665	
OTHER TRAFFIC	64,930	759	65,689	-1,489	55,835	64,713	58,995	
TOTAL CR TRAF	88,066	1,100	89,166	-1,948	95,575	87,360	100,300	
TOTAL CV TRAF[1]	321,549	89	321,638	10,690	103,870	309,249	101,529	
MISDEMEANOR	71,431	891	72,322	14,388	178,840	74,790	176,338	
MISDEMEANOR FTA	8,302	2	8,304	82	37,207	5,699	39,003	
TRAFFIC FTA	8,461	5	8,466	438	77,364	8,091	77,635	
TOTAL MISD	88,194	898	89,092	14,908	293,411	88,580	292,976	
TOTAL FELONY	53,043	6,391	59,434	7,182	35,798	47,982	40,431	
SMALL CLAIMS	19,004	66	19,070	1,507	15,874	17,644	16,138	
FORCIBLE DETAINER	81,133	76	81,209	1,353	4,893	85,214	5,348	
OTHER CIVIL	103,268	811	104,079	1,776	66,614	91,707	73,264	
TOTAL CIVIL	203,405	953	204,358	4,636	87,381	194,565	94,750	
NC PARKING	366		366	-16	729	563	755	
NC NON-PARKING	173		173	7	64	261	77	
TOTAL NON-CR ORD	539		539	-9	793	824	832	
TOTAL	754,796	9,431	764,227	35,459	616,828	728,560	630,818	
ORD PROTECTION	7,954	940	8,894			8,510		
INJ HARASSMENT	4,899	1,147	6,046			5,997		

[1] TERMINATIONS INCLUDE DEFAULT JUDGMENTS.

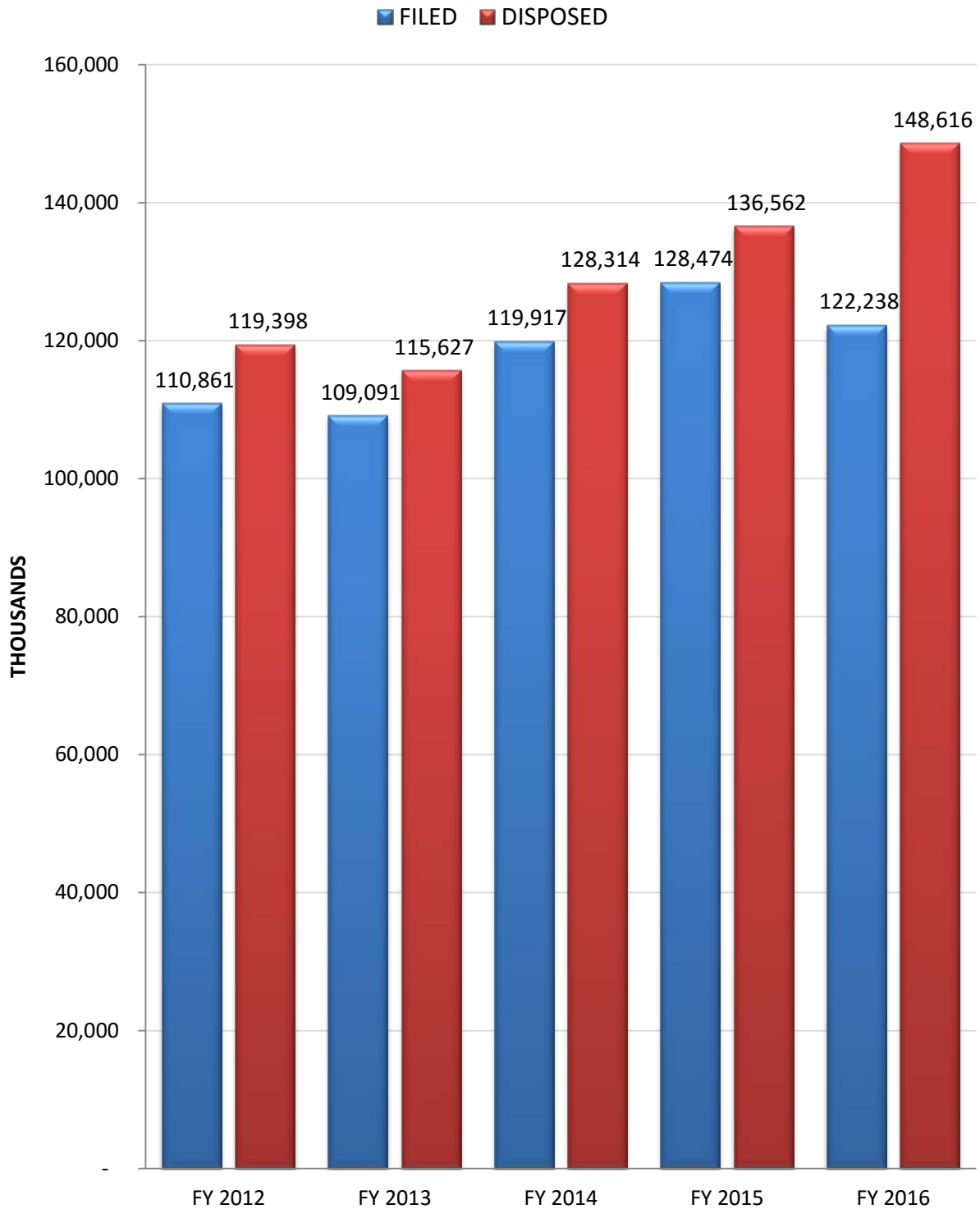
OTHER PROCEEDINGS		
	FY 2016	FY 2015
SMALL CLAIMS HEARINGS/DEFAULTS	3,045	3,211
SMALL CLAIMS HEARINGS (W/HEARING OFFICER)	158	434
CIVIL TRAFFIC HEARINGS	44,486	40,949
FELONY PRELIMINARY HEARINGS	697	422
INITIAL APPEARANCES	52,555	54,758
ORDER OF PROTECTION REVIEW HEARINGS	2,136	2,042
INJUNCTION AGAINST HARASSMENT REVIEW HEARINGS	1,257	1,286
PEACE BOND COMPLAINTS	0	2
FUGITIVE COMPLAINTS	429	520
JUVENILE HEARINGS	354	302
SEARCH WARRANTS ISSUED	3,434	3,532

**JUSTICE COURT
ANNUAL CASE ACTIVITY, FY 2012 - 2016
CASES FILED AND DISPOSED**



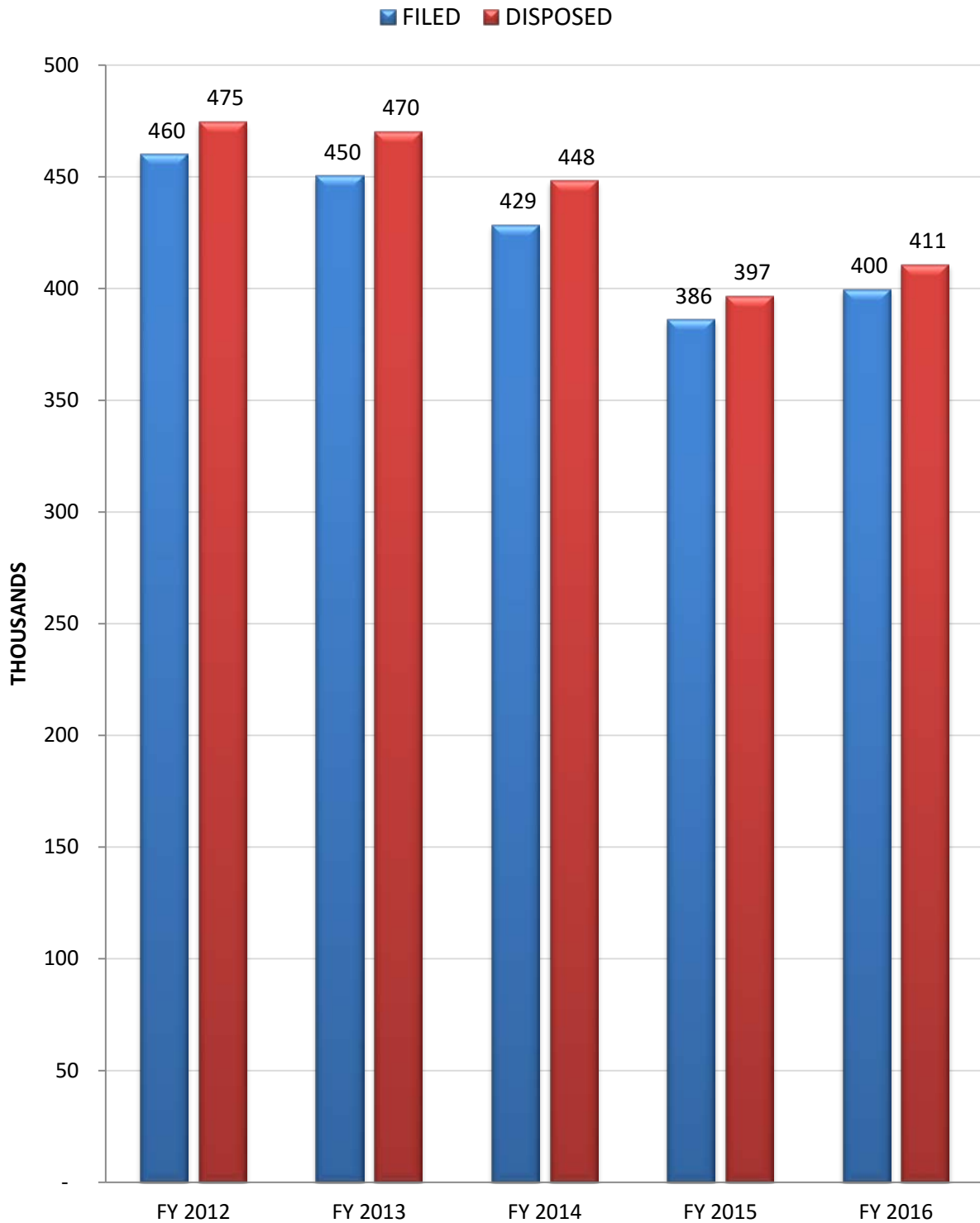
CASES FILED INCLUDES ORIGINAL FILINGS AND TRANSFERS IN.
CASES DISPOSED INCLUDES CASES TERMINATED AND TRANSFERS OUT.

**JUSTICE COURT
CRIMINAL CASE ACTIVITY, FY 2012 - 2016
CASES FILED AND DISPOSED**



CASES FILED INCLUDES ORIGINAL FILINGS AND TRANSFERS IN.
CASES DISPOSED INCLUDES CASES TERMINATED AND TRANSFERS OUT.

**JUSTICE COURT
TRAFFIC CASE ACTIVITY, FY 2012 - 2016
CASES FILED AND DISPOSED**



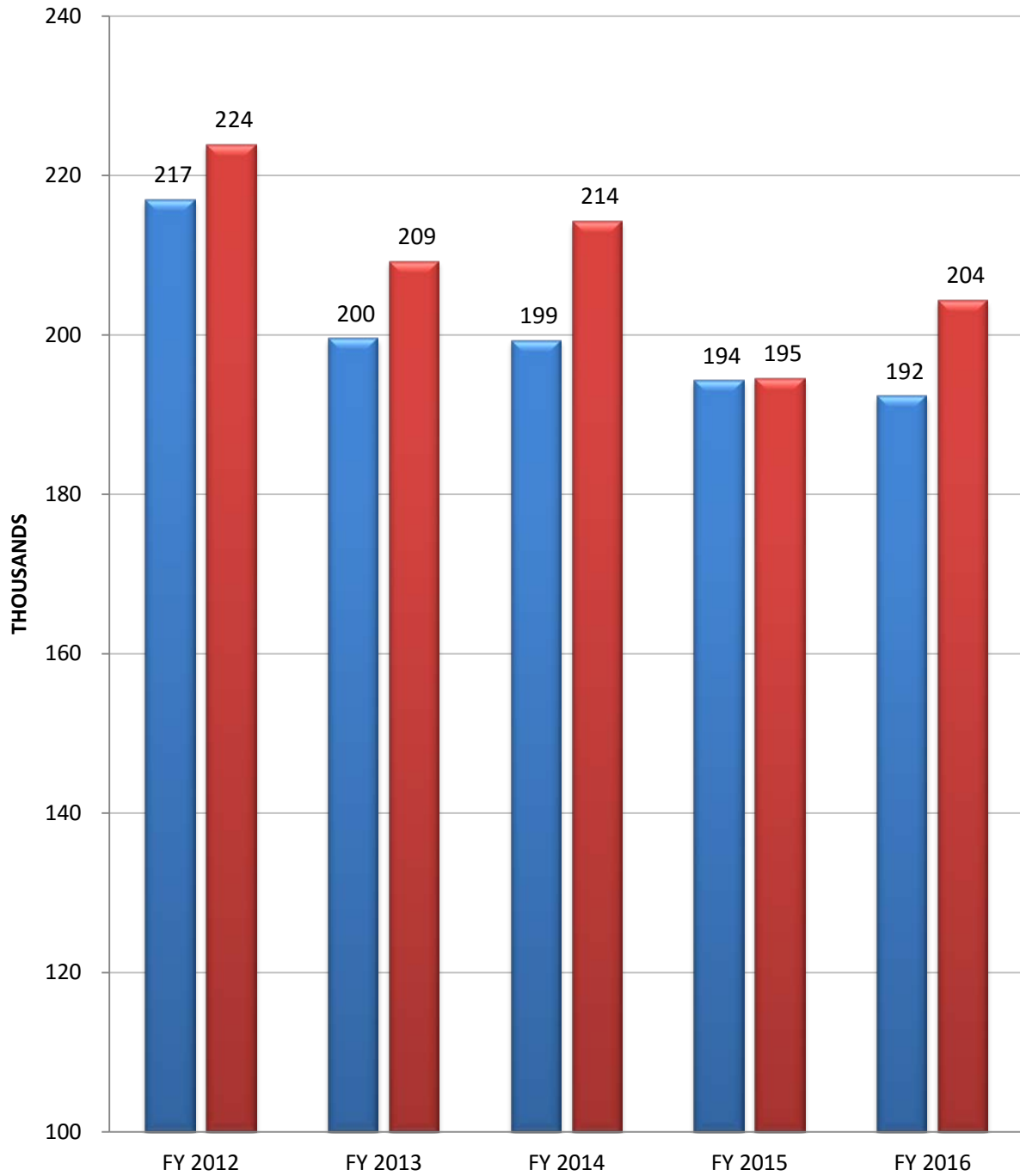
CASES FILED INCLUDES ORIGINAL FILINGS AND TRANSFERS IN.
CASES DISPOSED INCLUDES CASES TERMINATED AND TRANSFERS OUT.

JUSTICE COURT

CIVIL CASE ACTIVITY, FY 2012 - 2016

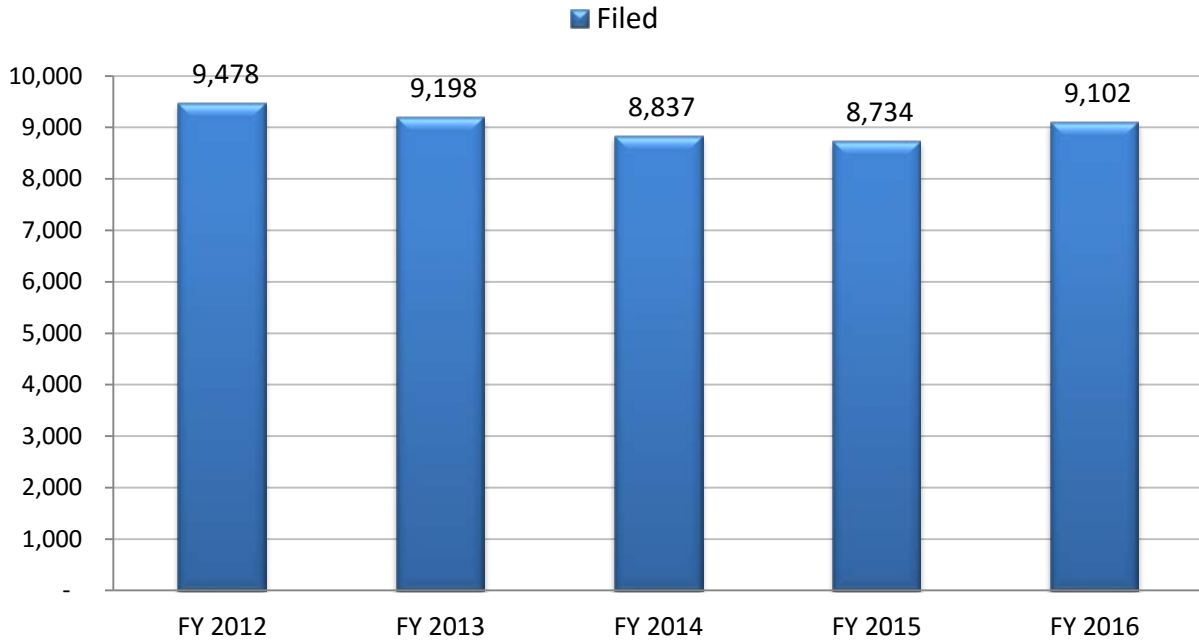
CASES FILED AND DISPOSED

■ FILED ■ DISPOSED



CASES FILED INCLUDES ORIGINAL FILINGS AND TRANSFERS IN.
CASES DISPOSED INCLUDES CASES TERMINATED AND TRANSFERS OUT.

**JUSTICE COURT
PETITIONS FOR ORDERS OF PROTECTION
FY 2012 - FY 2016**



**JUSTICE COURT
PETITIONS FOR INJUNCTIONS AGAINST HARASSMENT
FY 2012 - FY 2016**

