

LIMITED JURISDICTION COURTS

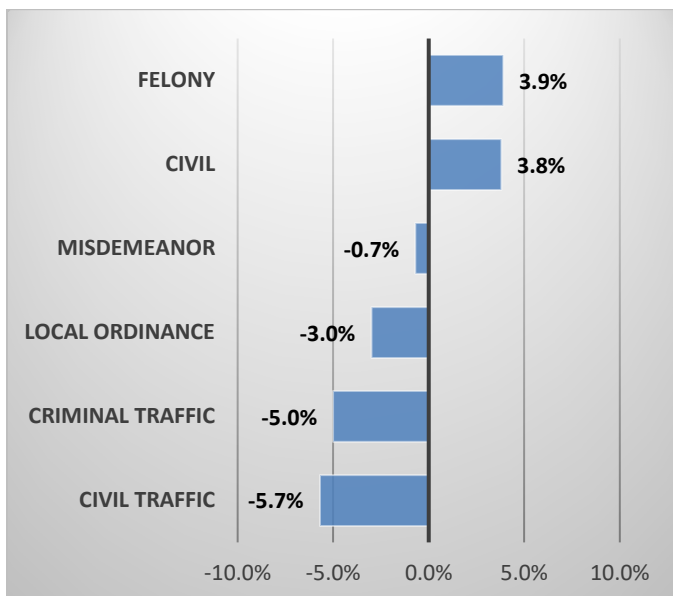
Narrative Summary

This section combines data from both Justice of the Peace and Municipal Courts, presented statewide and by county. Justice of the Peace and Municipal Courts are examined individually in subsequent sections.

During FY 2017, 1,665,370 cases were filed into the Limited Jurisdiction Courts statewide, a decrease of 57,826 filings or 3.6% from FY 2016. There was little change in Misdemeanor case filings while Felony filings increased 3.9% from FY 2016. Traffic filings including both criminal and civil, decreased by 62,406 filings or 5.6%. Within the civil category, forcible detainer and other civil case filings increased 1.2% and 6.9%, respectively, while small claims filings remained constant during the same period. Petitions for Orders of Protection and Injunctions Against Harassment increased 0.7% from 35,422 in FY 2016 to 35,683 in FY 2017.

Civil Traffic accounts more than half of the total filings in limited jurisdiction courts statewide. 74.1% of the total civil traffic cases are filed in Maricopa and Pima Counties. The second largest category, Misdemeanor Non-Traffic, accounts for 16.1% of the total cases filed in limited jurisdiction courts.

CASE FILING PERCENT CHANGE FY 2016-2017



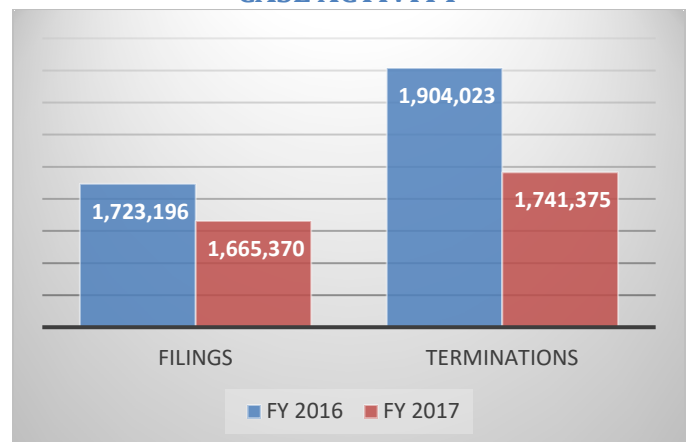
Limited jurisdiction courts terminated 1,741,375 cases during FY 2017, a decrease of 8.5% from the 1,904,023 cases terminated the previous fiscal year. Overall pending cases decreased from 1,177,833 at the end of FY 2016 to 1,172,391 at the end of FY 2017, a reduction of 5,442 cases.

LARGEST VOLUME LIMITED JURISDICTION COURTS

RANK	COURT, COUNTY	FY 17 FILINGS
1	PHOENIX MUNICIPAL COURT, MARICOPA COUNTY	158,443
2	TUCSON MUNICIPAL COURT, PIMA COUNTY	123,762
3	PIMA CONSOLIDATED JUSTICE COURT, PIMA COUNTY	123,624
4	MESA MUNICIPAL COURT, MARICOPA COUNTY	107,625
5	SCOTTSDALE MUNICIPAL COURT, MARICOPA COUNTY	100,103

Limited Jurisdiction Courts held 8,783 court trials and 590 jury trials during FY 2017. Of the total trials, 44.9% were for misdemeanor offenses, 38.0% were civil cases and 17.1% were for criminal traffic charges. The courts held an additional 55,021 civil traffic hearings, 47,151 initial appearances and 2,857 small claims hearings. During the same period, the courts issued 5,849 search warrants.

LIMITED JURISDICTION COURT CASE ACTIVITY



ABBREVIATIONS
(Limited Jurisdiction Courts)

CR TRAF	Criminal Traffic
CV TRAF	Civil Traffic
DUI	Driving Under the Influence
FTA	Failure-to-Appear
INJ HARRASSMENT	Injunction Against Harassment
MISD	Misdemeanor
NC	Non-Criminal
NON-CR ORD	Non-Criminal Local Ordinances
ORD PROTECTION	Order of Protection
STAT CORR	Statistical Correction
TERM	Termination

LIMITED JURISDICTION COURT CASE ACTIVITY
FISCAL YEAR 2017

STATEWIDE TOTAL COUNTY
TOTAL ALL JUSTICE AND MUNICIPAL COURTS

ALL CASES ON FILE

CASE TYPE	PENDING 7/1/2016	CASES FILED			FISCAL YEAR 2016		
		ORIGINAL FILINGS	TRANSFER IN	TOTAL FILED	TOTAL ON FILE	PENDING 7/1/2015	TOTAL FILED
DUI	82,334	54,646	145	54,791	137,125	90,333	57,845
SERIOUS TRAFFIC	8,882	8,072	7	8,079	16,961	8,995	8,275
OTHER TRAFFIC	<u>102,266</u>	<u>103,926</u>	<u>90</u>	<u>104,016</u>	<u>206,282</u>	<u>113,865</u>	<u>109,495</u>
TOTAL CR TRAF	193,482	166,644	242	166,886	360,368	213,193	175,615
TOTAL CV TRAF	248,304	883,348	59	883,407	1,131,711	276,059	937,084
MISDEMEANOR	343,797	215,139	109	215,248	559,045	328,593	221,627
MISDEMEANOR FTA	66,688	40,247	1	40,248	106,936	77,119	26,738
TRAFFIC FTA	<u>142,372</u>	<u>12,872</u>	<u>0</u>	<u>12,872</u>	<u>155,244</u>	<u>156,141</u>	<u>21,891</u>
TOTAL MISD	552,857	268,258	110	268,368	821,225	561,853	270,256
TOTAL FELONY	35,546	50,939	33	50,972	86,518	40,422	49,079
SMALL CLAIMS	15,796	17,262	51	17,313	33,109	16,138	17,574
FORCIBLE DETAINER	4,873	81,441	70	81,511	86,384	5,348	80,525
OTHER CIVIL	<u>66,649</u>	<u>102,881</u>	<u>811</u>	<u>103,692</u>	<u>170,341</u>	<u>73,264</u>	<u>96,972</u>
TOTAL CIVIL	87,318	201,584	932	202,516	289,834	94,750	195,071
NC PARKING	51,088	74,416		74,416	125,504	68,776	79,433
NC NON-PARKING	<u>9,238</u>	<u>18,805</u>		<u>18,805</u>	<u>28,043</u>	<u>10,315</u>	<u>16,658</u>
TOTAL NON-CR ORD	60,326	93,221		93,221	153,547	79,091	96,091
TOTAL	1,177,833	1,663,994	1,376	1,665,370	2,843,203	1,265,368	1,723,196
ORD PROTECTION				22,670			22,391
INJ HARASSMENT				13,013			13,031

TRIALS COMMENCED

CASE TYPE	NON-JURY	JURY	TOTAL	FISCAL YEAR 2016		
				NON-JURY	JURY	TOTAL
CRIMINAL TRAFFIC	1,144	460	1,604	1,018	588	1,606
MISDEMEANOR	4,097	109	4,206	3,663	126	3,789
CIVIL	3,542	21	3,563	3,887	22	3,909
TOTAL	8,783	590	9,373	8,568	736	9,304

OUTSTANDING WARRANTS - END-OF-YEAR

TRAFFIC	6/30/2017	6/30/2016	CRIMINAL	6/30/2017	6/30/2016
DUI	56,167	56,376			
SERIOUS TRAFFIC	5,741	5,703	FELONY	11,958	12,033
OTHER TRAFFIC	<u>145,354</u>	<u>146,031</u>	MISDEMEANOR	<u>205,814</u>	<u>203,890</u>
SUBTOTAL	207,262	208,110	SUBTOTAL	217,772	215,923
TOTAL ALL WARRANTS				425,034	424,033

LIMITED JURISDICTION COURT CASE ACTIVITY
FISCAL YEAR 2017

STATEWIDE TOTAL COUNTY
TOTAL ALL JUSTICE AND MUNICIPAL COURTS

ALL CASES TERMINATED

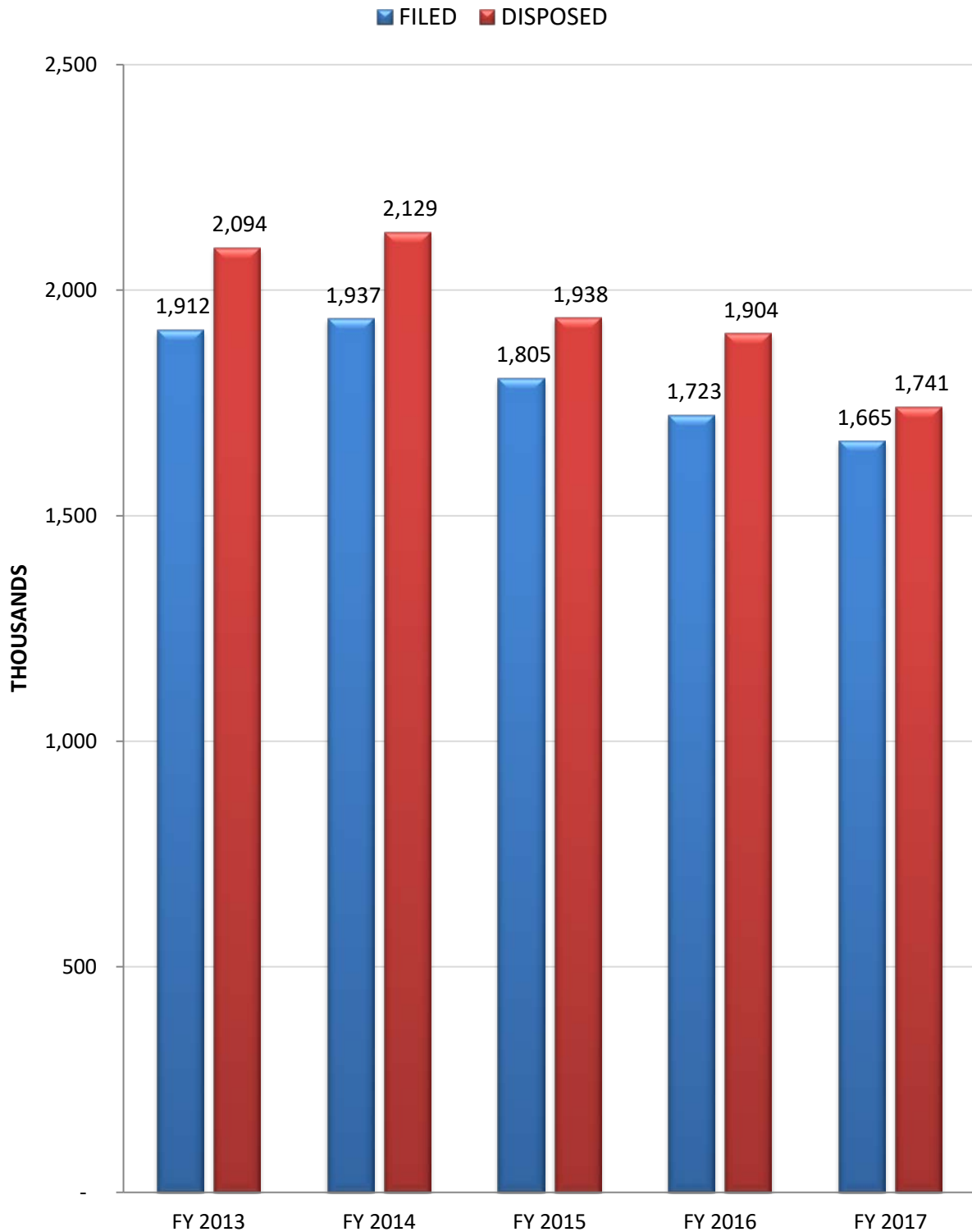
CASE TYPE	CASES TERMINATED					FISCAL YEAR 2016	
	TERMIN- ATIONS	TRANSFER OUT	TOTAL TERM	STAT CORR	PENDING 6/30/2017	TOTAL TERM	PENDING 6/30/2016
DUI	61,804	183	61,987	4,444	79,582	66,231	82,334
SERIOUS TRAFFIC	8,694	38	8,732	553	8,782	9,005	8,882
OTHER TRAFFIC	<u>106,293</u>	<u>214</u>	<u>106,507</u>	<u>88</u>	<u>99,863</u>	<u>119,644</u>	<u>102,266</u>
TOTAL CR TRAF	176,791	435	177,226	5,085	188,227	194,880	193,482
TOTAL CV TRAF[1]	918,470	356	918,826	35,080	247,965	996,871	248,304
MISDEMEANOR	244,724	1,092	245,816	18,497	331,726	269,795	343,797
MISDEMEANOR FTA	40,129	10	40,139	850	67,647	29,292	66,688
TRAFFIC FTA	<u>15,398</u>	<u>123</u>	<u>15,521</u>	<u>565</u>	<u>140,288</u>	<u>33,309</u>	<u>142,372</u>
TOTAL MISD	300,251	1,225	301,476	19,912	539,661	332,396	552,857
TOTAL FELONY	49,794	6,214	56,008	6,533	37,043	61,049	35,546
SMALL CLAIMS	17,858	62	17,920	393	15,582	19,411	15,796
FORCIBLE DETAINER	81,137	80	81,217	55	5,222	82,349	4,873
OTHER CIVIL	<u>99,749</u>	<u>832</u>	<u>100,581</u>	<u>1,817</u>	<u>71,577</u>	<u>105,436</u>	<u>66,649</u>
TOTAL CIVIL	198,744	974	199,718	2,265	92,381	207,196	87,318
NC PARKING	70,380		70,380	1,509	56,633	94,462	51,088
NC NON-PARKING	<u>17,741</u>		<u>17,741</u>	<u>179</u>	<u>10,481</u>	<u>17,169</u>	<u>9,238</u>
TOTAL NON-CR ORD	88,121		88,121	1,688	67,114	111,631	60,326
TOTAL	1,732,171	9,204	1,741,375	70,563	1,172,391	1,904,023	1,177,833
	<u>ISSUED</u>	<u>DENIED</u>					
ORD PROTECTION	20,082	2,623	22,705			21,550	
INJ HARASSMENT	9,984	2,898	12,882			12,414	

[1] TERMINATIONS INCLUDE DEFAULT JUDGMENTS.

OTHER PROCEEDINGS

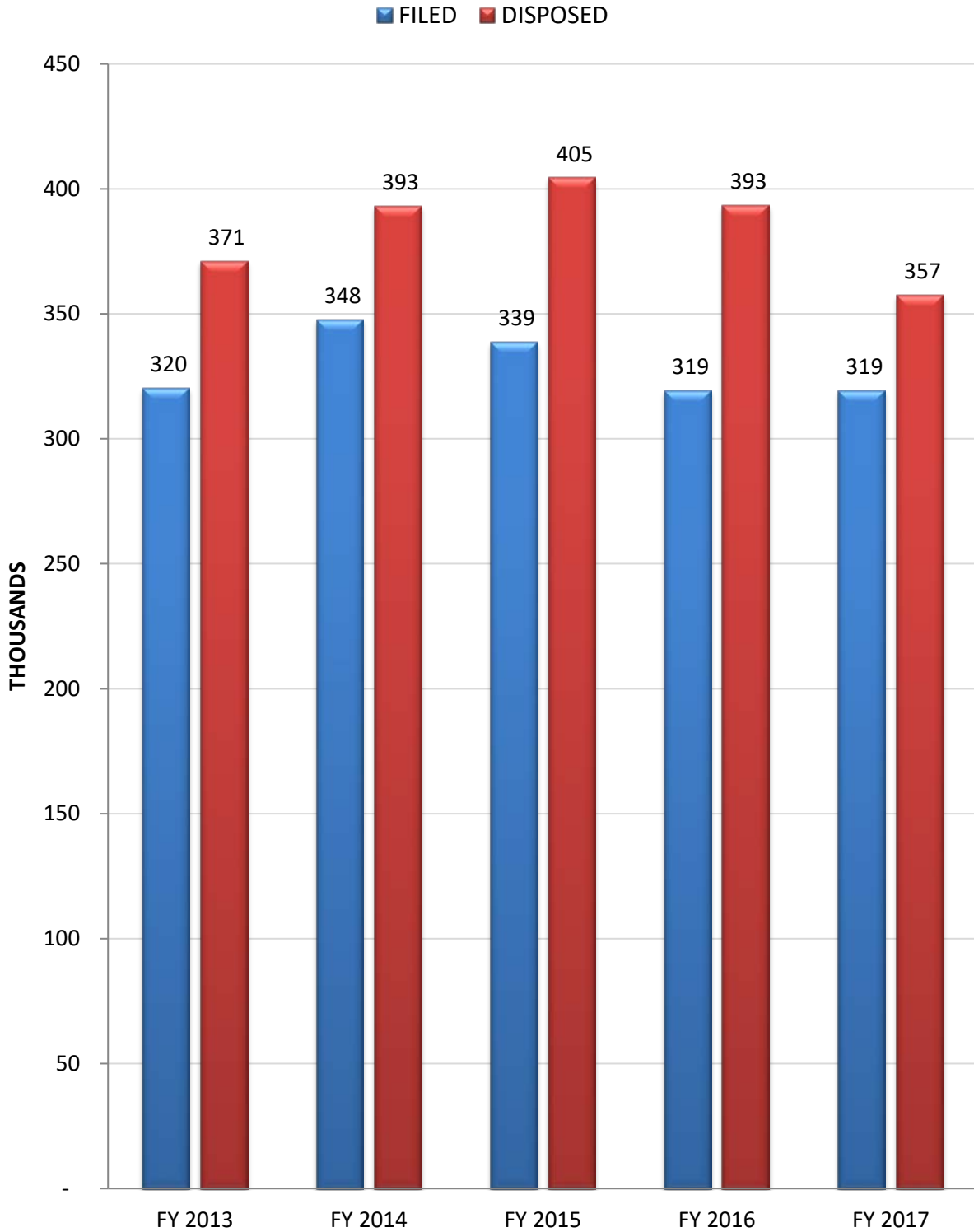
	FY 2017	FY 2016
SMALL CLAIMS HEARINGS/DEFAULTS	2,449	2,722
SMALL CLAIMS HEARINGS (W/HEARING OFFICER)	408	348
CIVIL TRAFFIC HEARINGS	55,021	59,248
FELONY PRELIMINARY HEARINGS	1,283	703
INITIAL APPEARANCES	47,151	53,709
ORDER OF PROTECTION REVIEW HEARINGS	5,972	5,957
INJUNCTION AGAINST HARASSMENT REVIEW HEARINGS	3,054	3,098
PEACE BOND COMPLAINTS	0	0
FUGITIVE COMPLAINTS	447	449
JUVENILE HEARINGS	716	692
SEARCH WARRANTS ISSUED	5,849	5,246

**LIMITED JURISDICTION COURTS
COMBINED ANNUAL CASE ACTIVITY, FY 2013 - 2017
CASES FILED AND DISPOSED**



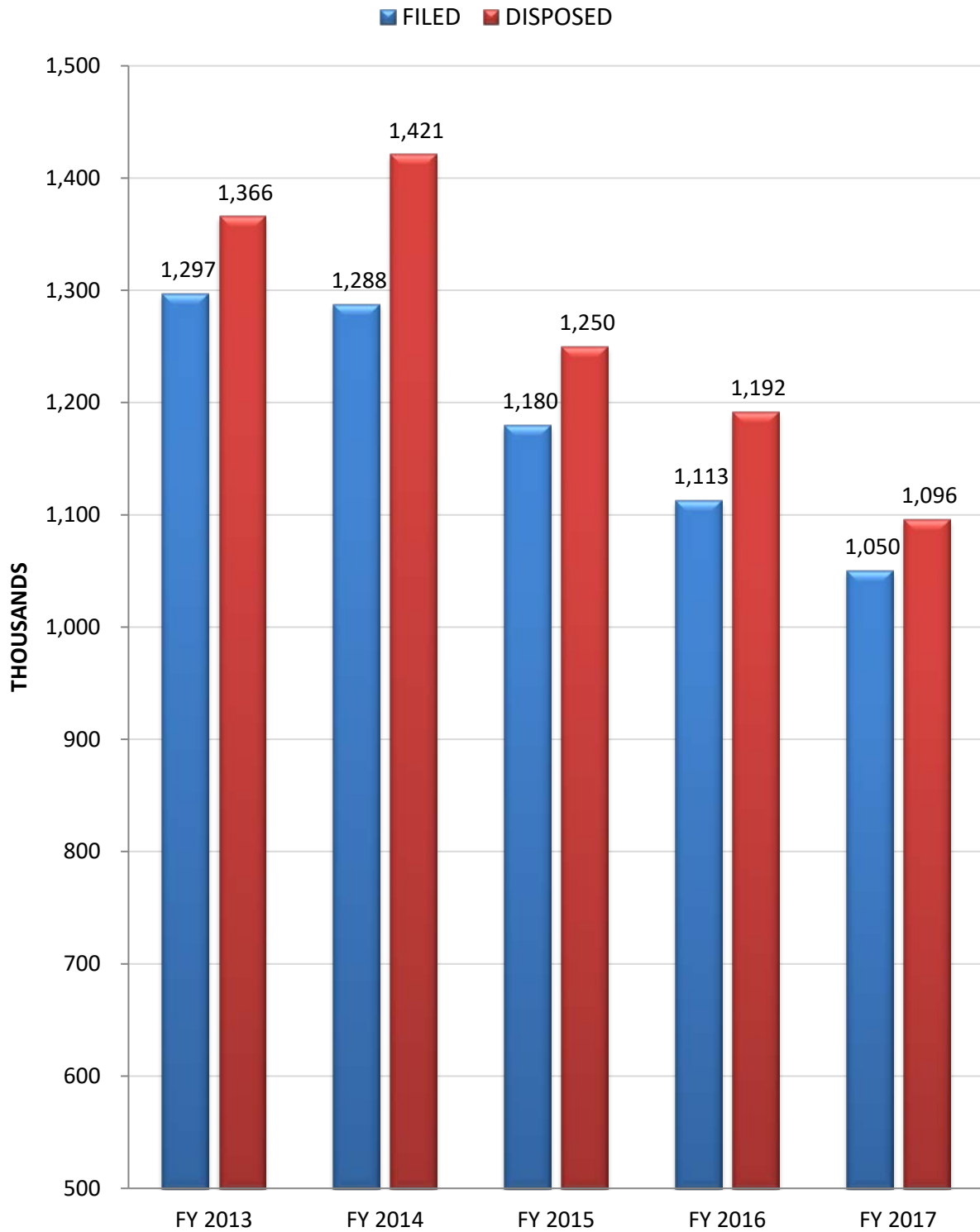
CASES FILED INCLUDE ORIGINAL FILINGS AND TRANSFERS IN.
CASES DISPOSED INCLUDE TERMINATIONS AND TRANSFERS OUT.

**LIMITED JURISDICTION COURTS
COMBINED CRIMINAL CASE ACTIVITY, FY 2013- 2017
CASES FILED AND DISPOSED**



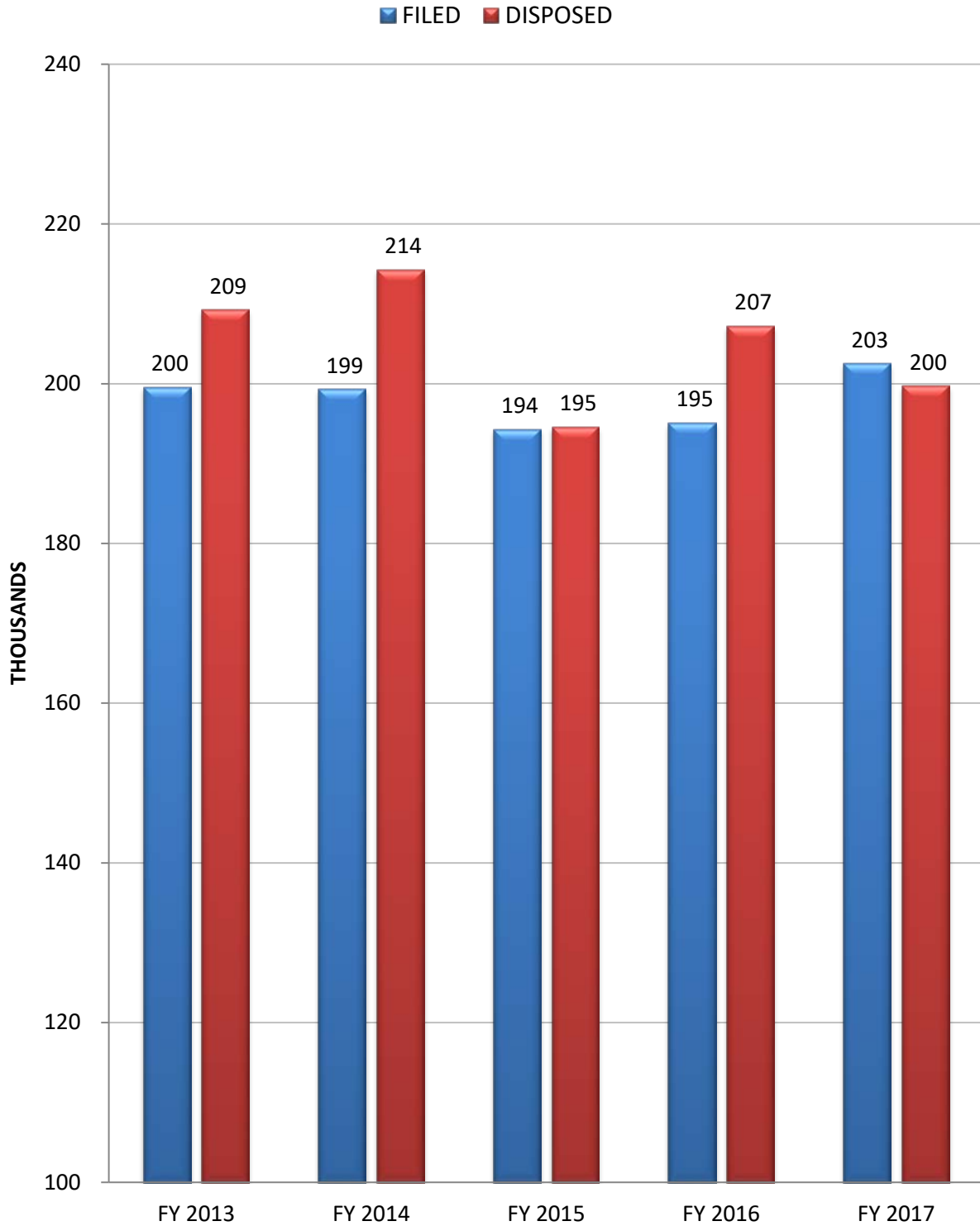
CASES FILED INCLUDE ORIGINAL FILINGS AND TRANSFERS IN.
CASES DISPOSED INCLUDE TERMINATIONS AND TRANSFERS OUT.

**LIMITED JURISDICTION COURTS
COMBINED TRAFFIC CASE ACTIVITY, FY 2013 - 2017
CASES FILED AND DISPOSED**



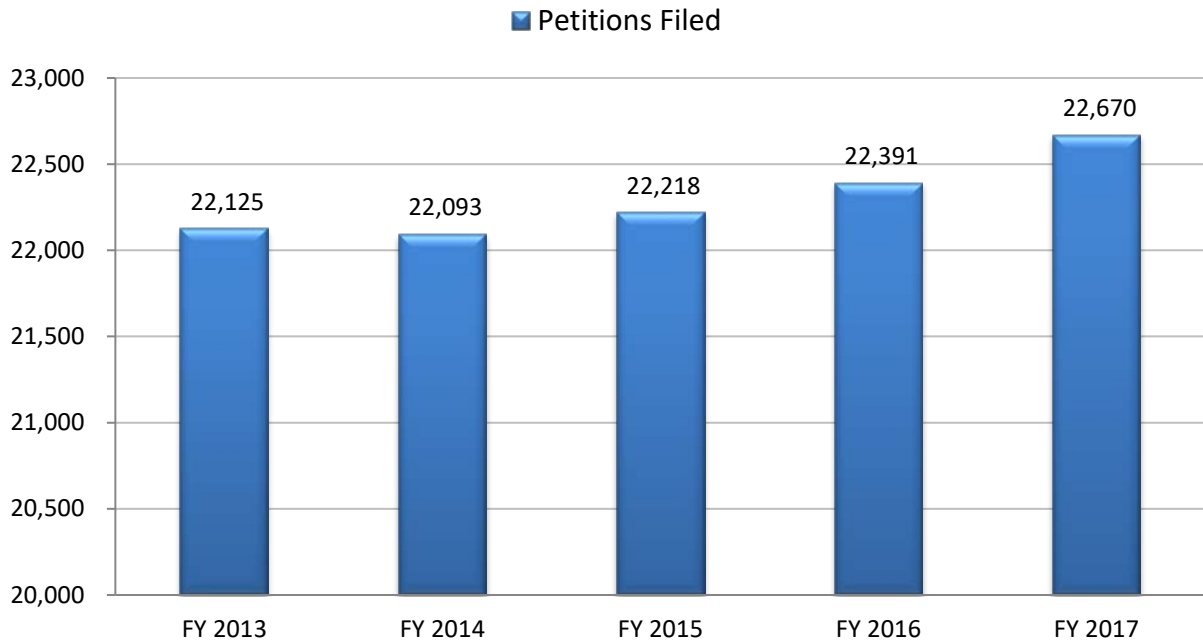
CASES FILED INCLUDE ORIGINAL FILINGS AND TRANSFERS IN.
CASES DISPOSED INCLUDE TERMINATIONS AND TRANSFERS OUT.

**LIMITED JURISDICTION COURTS
CIVIL CASE ACTIVITY, FY 2013 - 2017
CASES FILED AND DISPOSED**

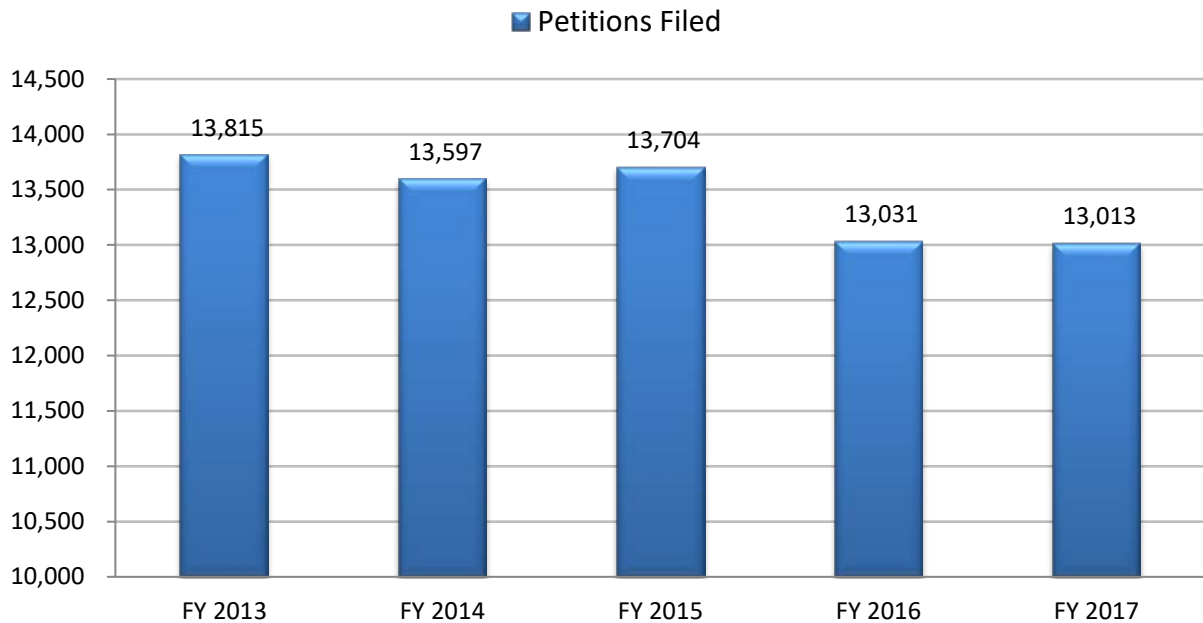


CASES FILED INCLUDE ORIGINAL FILINGS AND TRANSFERS IN.
CASES DISPOSED INCLUDE TERMINATIONS AND TRANSFERS OUT.

**LIMITED JURISDICTION COURTS
PETITIONS FOR ORDERS OF PROTECTION
FY 2013 - FY 2017**



**LIMITED JURISDICTION COURT
PETITIONS FOR INJUNCTIONS AGAINST HARASSMENT
FY 2013 - FY 2017**



LIMITED JURISDICTION COURT CASE ACTIVITY
FISCAL YEAR 2017

APACHE COUNTY
TOTAL ALL JUSTICE AND MUNICIPAL COURTS

ALL CASES ON FILE

CASE TYPE	PENDING 7/1/2016	CASES FILED			FISCAL YEAR 2016		
		ORIGINAL FILINGS	TRANSFER IN	TOTAL FILED	TOTAL ON FILE	PENDING 7/1/2015	TOTAL FILED
DUI	576	245	0	245	821	629	191
SERIOUS TRAFFIC	34	34	0	34	68	46	33
OTHER TRAFFIC	1,455	1,165	0	1,165	2,620	1,667	1,212
TOTAL CR TRAF	2,065	1,444	0	1,444	3,509	2,342	1,436
TOTAL CV TRAF	4,304	8,145	0	8,145	12,449	4,576	8,566
MISDEMEANOR	3,682	992	0	992	4,674	3,909	1,048
MISDEMEANOR FTA	118	0	0	0	118	121	2
TRAFFIC FTA	1,768	85	0	85	1,853	1,848	75
TOTAL MISD	5,568	1,077	0	1,077	6,645	5,878	1,125
TOTAL FELONY	1,328	2,673	0	2,673	4,001	1,111	1,791
SMALL CLAIMS	80	34	0	34	114	102	32
FORCIBLE DETAINER	8	24	0	24	32	13	17
OTHER CIVIL	134	127	1	128	262	152	98
TOTAL CIVIL	222	185	1	186	408	267	147
NC PARKING	0	0		0	0	0	0
NC NON-PARKING	21	40		40	61	22	112
TOTAL NON-CR ORD	21	40		40	61	22	112
TOTAL	13,508	13,564	1	13,565	27,073	14,196	13,177
ORD PROTECTION				177			162
INJ HARASSMENT				137			87

TRIALS COMMENCED

CASE TYPE	NON-JURY	JURY	TOTAL	FISCAL YEAR 2016		
				NON-JURY	JURY	TOTAL
CRIMINAL TRAFFIC	144	6	150	42	1	43
MISDEMEANOR	96	0	96	45	2	47
CIVIL	17	0	17	25	0	25
TOTAL	257	6	263	112	3	115

OUTSTANDING WARRANTS - END-OF-YEAR

TRAFFIC	6/30/2017	6/30/2016	CRIMINAL	6/30/2017	6/30/2016
DUI	637	616			
SERIOUS TRAFFIC	30	29	FELONY	880	816
OTHER TRAFFIC	1,175	1,126	MISDEMEANOR	1,750	1,810
SUBTOTAL	1,842	1,771	SUBTOTAL	2,630	2,626
TOTAL ALL WARRANTS				4,472	4,397

LIMITED JURISDICTION COURT CASE ACTIVITY
FISCAL YEAR 2017

APACHE COUNTY
TOTAL ALL JUSTICE AND MUNICIPAL COURTS

ALL CASES TERMINATED

CASE TYPE	CASES TERMINATED			STAT CORR	PENDING 6/30/2017	FISCAL YEAR 2016	
	TERMINATIONS	TRANSFER OUT	TOTAL TERM			TOTAL TERM	PENDING 6/30/2016
DUI	189	0	189	-39	593	285	576
SERIOUS TRAFFIC	34	0	34	6	40	52	34
OTHER TRAFFIC	1,150	0	1,150	10	1,480	1,392	1,455
TOTAL CR TRAF	1,373	0	1,373	-23	2,113	1,729	2,065
 TOTAL CV TRAF[1]	9,201	0	9,201	1,035	4,283	9,369	4,304
MISDEMEANOR	1,269	1	1,270	217	3,621	1,519	3,682
MISDEMEANOR FTA	3	0	3	55	170	5	118
TRAFFIC FTA	83	0	83	-1	1,769	134	1,768
TOTAL MISD	1,355	1	1,356	271	5,560	1,658	5,568
 TOTAL FELONY	2,657	3	2,660	220	1,561	2,150	1,328
SMALL CLAIMS	18	0	18	0	96	82	80
FORCIBLE DETAINER	36	0	36	14	10	48	8
OTHER CIVIL	96	0	96	15	181	170	134
TOTAL CIVIL	150	0	150	29	287	300	222
NC PARKING	0		0	0	0	0	0
NC NON-PARKING	37		37	-6	18	114	21
TOTAL NON-CR ORD	37		37	-6	18	114	21
 TOTAL	14,773	4	14,777	1,526	13,822	15,320	13,508
	<u>ISSUED</u>	<u>DENIED</u>					
ORD PROTECTION	154	16	170			161	
INJ HARASSMENT	83	52	135			78	

[1] TERMINATIONS INCLUDE DEFAULT JUDGMENTS.

OTHER PROCEEDINGS

	FY 2017	FY 2016
SMALL CLAIMS HEARINGS/DEFAULTS	10	9
SMALL CLAIMS HEARINGS (W/HEARING OFFICER)	0	0
CIVIL TRAFFIC HEARINGS	201	76
FELONY PRELIMINARY HEARINGS	387	23
INITIAL APPEARANCES	980	929
ORDER OF PROTECTION REVIEW HEARINGS	62	81
INJUNCTION AGAINST HARASSMENT REVIEW HEARINGS	44	23
PEACE BOND COMPLAINTS	0	0
FUGITIVE COMPLAINTS	2	0
JUVENILE HEARINGS	10	16
SEARCH WARRANTS ISSUED	52	85

LIMITED JURISDICTION COURT CASE ACTIVITY
FISCAL YEAR 2017

COCHISE COUNTY
TOTAL ALL JUSTICE AND MUNICIPAL COURTS

ALL CASES ON FILE

CASE TYPE	PENDING 7/1/2016	CASES FILED			FISCAL YEAR 2016		
		ORIGINAL FILINGS	TRANSFER IN	TOTAL FILED	TOTAL ON FILE	PENDING 7/1/2015	TOTAL FILED
DUI	715	812	0	812	1,527	809	964
SERIOUS TRAFFIC	183	496	0	496	679	207	466
OTHER TRAFFIC	1,671	2,949	0	2,949	4,620	1,757	3,141
TOTAL CR TRAF	2,569	4,257	0	4,257	6,826	2,773	4,571
TOTAL CV TRAF	5,989	25,622	0	25,622	31,611	6,184	23,606
MISDEMEANOR	7,708	5,518	2	5,520	13,228	8,016	5,368
MISDEMEANOR FTA	1,633	895	0	895	2,528	1,482	1,041
TRAFFIC FTA	4,910	953	0	953	5,863	5,011	1,013
TOTAL MISD	14,251	7,366	2	7,368	21,619	14,509	7,422
TOTAL FELONY	2,764	4,818	5	4,823	7,587	2,799	5,109
SMALL CLAIMS	1,901	202	0	202	2,103	1,917	207
FORCIBLE DETAINER	1,199	393	0	393	1,592	1,205	410
OTHER CIVIL	3,135	1,767	2	1,769	4,904	3,362	1,470
TOTAL CIVIL	6,235	2,362	2	2,364	8,599	6,484	2,087
NC PARKING	2,323	86		86	2,409	2,435	152
NC NON-PARKING	206	172		172	378	272	174
TOTAL NON-CR ORD	2,529	258		258	2,787	2,707	326
TOTAL	34,337	44,683	9	44,692	79,029	35,456	43,121
ORD PROTECTION				492			515
INJ HARASSMENT				479			469

TRIALS COMMENCED

CASE TYPE	NON-JURY	JURY	TOTAL	FISCAL YEAR 2016		
				NON-JURY	JURY	TOTAL
CRIMINAL TRAFFIC	60	0	60	48	1	49
MISDEMEANOR	72	0	72	95	0	95
CIVIL	0	0	0	1	0	1
TOTAL	132	0	132	144	1	145

OUTSTANDING WARRANTS - END-OF-YEAR

TRAFFIC	6/30/2017	6/30/2016	CRIMINAL	6/30/2017	6/30/2016
DUI	877	864			
SERIOUS TRAFFIC	353	350	FELONY	874	877
OTHER TRAFFIC	6,636	6,654	MISDEMEANOR	5,494	5,463
SUBTOTAL	7,866	7,868	SUBTOTAL	6,368	6,340
TOTAL ALL WARRANTS				14,234	14,208

LIMITED JURISDICTION COURT CASE ACTIVITY
FISCAL YEAR 2017

COCHISE COUNTY
TOTAL ALL JUSTICE AND MUNICIPAL COURTS

ALL CASES TERMINATED

CASE TYPE	CASES TERMINATED			STAT CORR	PENDING 6/30/2017	FISCAL YEAR 2016	
	TERMINATIONS	TRANSFER OUT	TOTAL TERM			TOTAL TERM	PENDING 6/30/2016
DUI	796	1	797	-12	718	1,103	715
SERIOUS TRAFFIC	566	0	566	65	178	561	183
OTHER TRAFFIC	2,991	3	2,994	-71	1,555	3,119	1,671
TOTAL CR TRAF	4,353	4	4,357	-18	2,451	4,783	2,569
TOTAL CV TRAF[1]	30,330	5	30,335	5,048	6,324	27,176	5,989
MISDEMEANOR	6,481	10	6,491	900	7,637	6,533	7,708
MISDEMEANOR FTA	1,046	0	1,046	101	1,583	1,017	1,633
TRAFFIC FTA	890	0	890	11	4,984	1,062	4,910
TOTAL MISD	8,417	10	8,427	1,012	14,204	8,612	14,251
TOTAL FELONY	4,112	364	4,476	-26	3,085	5,054	2,764
SMALL CLAIMS	193	1	194	-71	1,838	196	1,901
FORCIBLE DETAINER	385	0	385	-32	1,175	405	1,199
OTHER CIVIL	1,502	8	1,510	-47	3,347	1,702	3,135
TOTAL CIVIL	2,080	9	2,089	-150	6,360	2,303	6,235
NC PARKING	389		389	-24	1,996	126	2,323
NC NON-PARKING	173		173	-6	199	265	206
TOTAL NON-CR ORD	562		562	-30	2,195	391	2,529
TOTAL	49,854	392	50,246	5,836	34,619	48,319	34,337
		<u>ISSUED</u>	<u>DENIED</u>				
ORD PROTECTION		396	72	468		482	
INJ HARASSMENT		265	145	410		401	

[1] TERMINATIONS INCLUDE DEFAULT JUDGMENTS.

OTHER PROCEEDINGS

	FY 2017	FY 2016
SMALL CLAIMS HEARINGS/DEFAULTS	11	6
SMALL CLAIMS HEARINGS (W/HEARING OFFICER)	0	0
CIVIL TRAFFIC HEARINGS	590	511
FELONY PRELIMINARY HEARINGS	14	14
INITIAL APPEARANCES	3,579	3,684
ORDER OF PROTECTION REVIEW HEARINGS	169	195
INJUNCTION AGAINST HARASSMENT REVIEW HEARINGS	85	70
PEACE BOND COMPLAINTS	0	0
FUGITIVE COMPLAINTS	77	80
JUVENILE HEARINGS	54	47
SEARCH WARRANTS ISSUED	454	341

LIMITED JURISDICTION COURT CASE ACTIVITY
FISCAL YEAR 2017

COCONINO COUNTY
TOTAL ALL JUSTICE AND MUNICIPAL COURTS

ALL CASES ON FILE

CASE TYPE	PENDING 7/1/2016	CASES FILED			FISCAL YEAR 2016		
		ORIGINAL FILINGS	TRANSFER IN	TOTAL FILED	TOTAL ON FILE	PENDING 7/1/2015	TOTAL FILED
DUI	1,702	1,485	0	1,485	3,187	1,966	1,171
SERIOUS TRAFFIC	431	245	0	245	676	429	224
OTHER TRAFFIC	5,600	3,318	0	3,318	8,918	5,630	3,794
TOTAL CR TRAF	7,733	5,048	0	5,048	12,781	8,025	5,189
TOTAL CV TRAF	15,055	23,064	0	23,064	38,119	15,312	25,942
MISDEMEANOR	18,556	11,682	7	11,689	30,245	18,198	10,484
MISDEMEANOR FTA	1,258	68	0	68	1,326	1,283	118
TRAFFIC FTA	5,248	226	0	226	5,474	5,213	288
TOTAL MISD	25,062	11,976	7	11,983	37,045	24,694	10,890
TOTAL FELONY	14,175	1,832	7	1,839	16,014	14,238	1,871
SMALL CLAIMS	642	183	0	183	825	856	227
FORCIBLE DETAINER	293	487	0	487	780	390	426
OTHER CIVIL	1,552	1,262	1	1,263	2,815	2,197	1,181
TOTAL CIVIL	2,487	1,932	1	1,933	4,420	3,443	1,834
NC PARKING	1,200	4,047		4,047	5,247	1,059	1,217
NC NON-PARKING	9	103		103	112	12	53
TOTAL NON-CR ORD	1,209	4,150		4,150	5,359	1,071	1,270
TOTAL	65,721	48,002	15	48,017	113,738	66,783	46,996
ORD PROTECTION				520			533
INJ HARASSMENT				354			340

TRIALS COMMENCED

CASE TYPE	NON-JURY	JURY	TOTAL	FISCAL YEAR 2016		
				NON-JURY	JURY	TOTAL
CRIMINAL TRAFFIC	47	7	54	33	6	39
MISDEMEANOR	270	2	272	186	2	188
CIVIL	5	0	5	7	0	7
TOTAL	322	9	331	226	8	234

OUTSTANDING WARRANTS - END-OF-YEAR

TRAFFIC	6/30/2017	6/30/2016	CRIMINAL	6/30/2017	6/30/2016
DUI	2,729	2,603			
SERIOUS TRAFFIC	274	254	FELONY	2,350	2,304
OTHER TRAFFIC	9,594	7,980	MISDEMEANOR	13,309	12,621
SUBTOTAL	12,597	10,837	SUBTOTAL	15,659	14,925
TOTAL ALL WARRANTS				28,256	25,762

LIMITED JURISDICTION COURT CASE ACTIVITY
FISCAL YEAR 2017

GILA COUNTY
TOTAL ALL JUSTICE AND MUNICIPAL COURTS

ALL CASES ON FILE

CASE TYPE	PENDING 7/1/2016	CASES FILED			FISCAL YEAR 2016		
		ORIGINAL FILINGS	TRANSFER IN	TOTAL FILED	TOTAL ON FILE	PENDING 7/1/2015	TOTAL FILED
DUI	488	340	0	340	828	459	500
SERIOUS TRAFFIC	59	66	0	66	125	56	63
OTHER TRAFFIC	954	744	0	744	1,698	948	860
TOTAL CR TRAF	1,501	1,150	0	1,150	2,651	1,463	1,423
TOTAL CV TRAF	10,330	12,435	0	12,435	22,765	13,090	28,396
MISDEMEANOR	2,813	2,072	0	2,072	4,885	2,814	2,058
MISDEMEANOR FTA	369	109	0	109	478	400	68
TRAFFIC FTA	1,236	233	0	233	1,469	1,169	376
TOTAL MISD	4,418	2,414	0	2,414	6,832	4,383	2,502
TOTAL FELONY	39	322	0	322	361	44	260
SMALL CLAIMS	80	104	0	104	184	96	96
FORCIBLE DETAINER	16	200	0	200	216	34	198
OTHER CIVIL	410	650	0	650	1,060	410	615
TOTAL CIVIL	506	954	0	954	1,460	540	909
NC PARKING	18	15		15	33	19	34
NC NON-PARKING	115	119		119	234	103	97
TOTAL NON-CR ORD	133	134		134	267	122	131
TOTAL	16,927	17,409	0	17,409	34,336	19,642	33,621
ORD PROTECTION				226			239
INJ HARASSMENT				237			204

TRIALS COMMENCED

CASE TYPE	NON-JURY	JURY	TOTAL	FISCAL YEAR 2016		
				NON-JURY	JURY	TOTAL
CRIMINAL TRAFFIC	6	0	6	2	3	5
MISDEMEANOR	94	0	94	47	3	50
CIVIL	106	0	106	91	0	91
TOTAL	206	0	206	140	6	146

OUTSTANDING WARRANTS - END-OF-YEAR

TRAFFIC	6/30/2017	6/30/2016	CRIMINAL	6/30/2017	6/30/2016
DUI	647	589			
SERIOUS TRAFFIC	65	50	FELONY	142	138
OTHER TRAFFIC	2,141	2,017	MISDEMEANOR	3,254	2,649
SUBTOTAL	2,853	2,656	SUBTOTAL	3,396	2,787
TOTAL ALL WARRANTS				6,249	5,443

LIMITED JURISDICTION COURT CASE ACTIVITY
FISCAL YEAR 2017

GILA COUNTY
TOTAL ALL JUSTICE AND MUNICIPAL COURTS

ALL CASES TERMINATED

CASE TYPE	CASES TERMINATED			STAT CORR	PENDING 6/30/2017	FISCAL YEAR 2016	
	TERMINATIONS	TRANSFER OUT	TOTAL TERM			TOTAL TERM	PENDING 6/30/2016
DUI	488	2	490	148	486	597	488
SERIOUS TRAFFIC	69	1	70	6	61	70	59
OTHER TRAFFIC	718	7	725	-116	857	779	954
TOTAL CR TRAF	1,275	10	1,285	38	1,404	1,446	1,501
TOTAL CV TRAF[1]	20,089	9	20,098	528	3,195	32,053	10,330
MISDEMEANOR	2,693	11	2,704	513	2,694	2,557	2,813
MISDEMEANOR FTA	104	0	104	4	378	81	369
TRAFFIC FTA	231	0	231	-88	1,150	244	1,236
TOTAL MISD	3,028	11	3,039	429	4,222	2,882	4,418
TOTAL FELONY	388	0	388	52	25	265	39
SMALL CLAIMS	94	0	94	-22	68	49	80
FORCIBLE DETAINER	189	0	189	-10	17	175	16
OTHER CIVIL	626	1	627	-26	407	524	410
TOTAL CIVIL	909	1	910	-58	492	748	506
NC PARKING	16		16	0	17	36	18
NC NON-PARKING	93		93	-29	112	50	115
TOTAL NON-CR ORD	109		109	-29	129	86	133
TOTAL	25,798	31	25,829	960	9,467	37,480	16,927
	ISSUED	DENIED					
ORD PROTECTION	209	22	231			236	
INJ HARASSMENT	177	52	229			203	

[1] TERMINATIONS INCLUDE DEFAULT JUDGMENTS.

OTHER PROCEEDINGS

	FY 2017	FY 2016
SMALL CLAIMS HEARINGS/DEFAULTS	24	23
SMALL CLAIMS HEARINGS (W/HEARING OFFICER)	0	0
CIVIL TRAFFIC HEARINGS	92	144
FELONY PRELIMINARY HEARINGS	490	151
INITIAL APPEARANCES	4,329	4,099
ORDER OF PROTECTION REVIEW HEARINGS	98	125
INJUNCTION AGAINST HARASSMENT REVIEW HEARINGS	72	40
PEACE BOND COMPLAINTS	0	0
FUGITIVE COMPLAINTS	21	16
JUVENILE HEARINGS	0	0
SEARCH WARRANTS ISSUED	135	120

LIMITED JURISDICTION COURT CASE ACTIVITY
FISCAL YEAR 2017

GRAHAM COUNTY
TOTAL ALL JUSTICE AND MUNICIPAL COURTS

ALL CASES ON FILE

CASE TYPE	PENDING 7/1/2016	CASES FILED			FISCAL YEAR 2016		
		ORIGINAL FILINGS	TRANSFER IN	TOTAL FILED	TOTAL ON FILE	PENDING 7/1/2015	TOTAL FILED
DUI	683	410	3	413	1,096	730	344
SERIOUS TRAFFIC	48	35	0	35	83	50	50
OTHER TRAFFIC	272	340	0	340	612	309	409
TOTAL CR TRAF	1,003	785	3	788	1,791	1,089	803
TOTAL CV TRAF	972	3,570	0	3,570	4,542	723	3,900
MISDEMEANOR	1,619	1,311	0	1,311	2,930	1,700	1,562
MISDEMEANOR FTA	97	23	0	23	120	96	41
TRAFFIC FTA	459	93	0	93	552	505	146
TOTAL MISD	2,175	1,427	0	1,427	3,602	2,301	1,749
TOTAL FELONY	796	1,112	0	1,112	1,908	799	1,252
SMALL CLAIMS	296	65	0	65	361	307	60
FORCIBLE DETAINER	12	91	0	91	103	16	79
OTHER CIVIL	596	375	0	375	971	580	317
TOTAL CIVIL	904	531	0	531	1,435	903	456
NC PARKING	0	0		0	0	0	0
NC NON-PARKING	13	28		28	41	6	43
TOTAL NON-CR ORD	13	28		28	41	6	43
TOTAL	5,863	7,453	3	7,456	13,319	5,821	8,203
ORD PROTECTION				78			59
INJ HARASSMENT				90			96

TRIALS COMMENCED

CASE TYPE	NON-JURY	JURY	TOTAL	FISCAL YEAR 2016		
				NON-JURY	JURY	TOTAL
CRIMINAL TRAFFIC	20	0	20	8	0	8
MISDEMEANOR	19	0	19	21	0	21
CIVIL	3	1	4	4	0	4
TOTAL	42	1	43	33	0	33

OUTSTANDING WARRANTS - END-OF-YEAR

TRAFFIC	6/30/2017	6/30/2016	CRIMINAL	6/30/2017	6/30/2016
DUI	316	311			
SERIOUS TRAFFIC	20	16	FELONY	554	552
OTHER TRAFFIC	1,073	1,050	MISDEMEANOR	1,365	1,399
SUBTOTAL	1,409	1,377	SUBTOTAL	1,919	1,951
TOTAL ALL WARRANTS				3,328	3,328

LIMITED JURISDICTION COURT CASE ACTIVITY
FISCAL YEAR 2017

GRAHAM COUNTY
TOTAL ALL JUSTICE AND MUNICIPAL COURTS

ALL CASES TERMINATED

CASE TYPE	CASES TERMINATED			STAT CORR	PENDING 6/30/2017	FISCAL YEAR 2016	
	TERMIN-ATIONS	TRANSFER OUT	TOTAL TERM			TOTAL TERM	PENDING 6/30/2016
DUI	670	15	685	337	748	663	683
SERIOUS TRAFFIC	38	3	41	8	50	53	48
OTHER TRAFFIC	349	8	357	9	264	473	272
TOTAL CR TRAF	1,057	26	1,083	354	1,062	1,189	1,003
TOTAL CV TRAF[1]	3,914	0	3,914	182	810	4,018	972
MISDEMEANOR	1,717	61	1,778	483	1,635	2,045	1,619
MISDEMEANOR FTA	30	0	30	-5	85	42	97
TRAFFIC FTA	104	0	104	16	464	197	459
TOTAL MISD	1,851	61	1,912	494	2,184	2,284	2,175
TOTAL FELONY	455	637	1,092	22	838	1,270	796
SMALL CLAIMS	63	2	65	-7	289	103	296
FORCIBLE DETAINER	90	0	90	-2	11	92	12
OTHER CIVIL	326	2	328	-27	616	353	596
TOTAL CIVIL	479	4	483	-36	916	548	904
NC PARKING	3		3	3	0	0	0
NC NON-PARKING	26		26	2	17	42	13
TOTAL NON-CR ORD	29		29	5	17	42	13
TOTAL	7,785	728	8,513	1,021	5,827	9,351	5,863
	ISSUED	DENIED					
ORD PROTECTION	58	16	74			57	
INJ HARASSMENT	55	29	84			91	

[1] TERMINATIONS INCLUDE DEFAULT JUDGMENTS.

OTHER PROCEEDINGS

	FY 2017	FY 2016
SMALL CLAIMS HEARINGS/DEFAULTS	13	10
SMALL CLAIMS HEARINGS (W/HEARING OFFICER)	2	0
CIVIL TRAFFIC HEARINGS	56	72
FELONY PRELIMINARY HEARINGS	74	112
INITIAL APPEARANCES	1,671	1,206
ORDER OF PROTECTION REVIEW HEARINGS	15	20
INJUNCTION AGAINST HARASSMENT REVIEW HEARINGS	14	12
PEACE BOND COMPLAINTS	0	0
FUGITIVE COMPLAINTS	0	0
JUVENILE HEARINGS	30	34
SEARCH WARRANTS ISSUED	61	67

LIMITED JURISDICTION COURT CASE ACTIVITY
FISCAL YEAR 2017

GREENLEE COUNTY
TOTAL ALL JUSTICE AND MUNICIPAL COURTS

ALL CASES ON FILE

CASE TYPE	PENDING 7/1/2016	CASES FILED			TOTAL ON FILE	FISCAL YEAR 2016	
		ORIGINAL FILINGS	TRANSFER IN	TOTAL FILED		PENDING 7/1/2015	TOTAL FILED
DUI	154	116	0	116	270	159	202
SERIOUS TRAFFIC	11	8	0	8	19	12	12
OTHER TRAFFIC	148	117	0	117	265	158	141
TOTAL CR TRAF	313	241	0	241	554	329	355
TOTAL CV TRAF	353	1,240	0	1,240	1,593	660	1,834
MISDEMEANOR	478	330	0	330	808	520	370
MISDEMEANOR FTA	4	0	0	0	4	4	1
TRAFFIC FTA	130	11	0	11	141	130	36
TOTAL MISD	612	341	0	341	953	654	407
TOTAL FELONY	164	242	0	242	406	171	401
SMALL CLAIMS	28	7	0	7	35	116	8
FORCIBLE DETAINER	12	4	0	4	16	26	7
OTHER CIVIL	64	118	0	118	182	116	88
TOTAL CIVIL	104	129	0	129	233	258	103
NC PARKING	0	0		0	0	0	0
NC NON-PARKING	20	16		16	36	19	14
TOTAL NON-CR ORD	20	16		16	36	19	14
TOTAL	1,566	2,209	0	2,209	3,775	2,091	3,114
ORD PROTECTION				30			21
INJ HARASSMENT				31			30

TRIALS COMMENCED

CASE TYPE	NON-JURY	JURY	TOTAL	FISCAL YEAR 2016		
				NON-JURY	JURY	TOTAL
CRIMINAL TRAFFIC	0	0	0	0	0	0
MISDEMEANOR	0	0	0	0	0	0
CIVIL	0	0	0	0	0	0
TOTAL	0	0	0	0	0	0

OUTSTANDING WARRANTS - END-OF-YEAR

TRAFFIC	6/30/2017	6/30/2016	CRIMINAL	6/30/2017	6/30/2016
DUI	56	57			
SERIOUS TRAFFIC	4	5	FELONY	82	89
OTHER TRAFFIC	227	239	MISDEMEANOR	202	217
SUBTOTAL	287	301	SUBTOTAL	284	306
TOTAL ALL WARRANTS				571	607

LIMITED JURISDICTION COURT CASE ACTIVITY
FISCAL YEAR 2017

GREENLEE COUNTY
TOTAL ALL JUSTICE AND MUNICIPAL COURTS

ALL CASES TERMINATED

CASE TYPE	CASES TERMINATED			STAT CORR	PENDING 6/30/2017	FISCAL YEAR 2016	
	TERMINATIONS	TRANSFER OUT	TOTAL TERM			TOTAL TERM	PENDING 6/30/2016
DUI	237	0	237	113	146	254	154
SERIOUS TRAFFIC	8	0	8	4	15	14	11
OTHER TRAFFIC	119	0	119	-11	135	151	148
TOTAL CR TRAF	364	0	364	106	296	419	313
 TOTAL CV TRAF[1]	1,330	0	1,330	55	318	2,132	353
MISDEMEANOR	429	0	429	37	416	459	478
MISDEMEANOR FTA	1	0	1	0	3	2	4
TRAFFIC FTA	37	0	37	-14	90	32	130
TOTAL MISD	467	0	467	23	509	493	612
 TOTAL FELONY	353	0	353	100	153	482	164
SMALL CLAIMS	8	0	8	-16	11	42	28
FORCIBLE DETAINER	5	0	5	-8	3	9	12
OTHER CIVIL	61	0	61	-68	53	87	64
TOTAL CIVIL	74	0	74	-92	67	138	104
NC PARKING	0		0	0	0	0	0
NC NON-PARKING	12		12	0	24	12	20
TOTAL NON-CR ORD	12		12	0	24	12	20
 TOTAL	2,600	0	2,600	192	1,367	3,676	1,566
	<u>ISSUED</u>	<u>DENIED</u>					
ORD PROTECTION	13	8	21			16	
INJ HARASSMENT	20	6	26			20	

[1] TERMINATIONS INCLUDE DEFAULT JUDGMENTS.

OTHER PROCEEDINGS

	FY 2017	FY 2016
SMALL CLAIMS HEARINGS/DEFAULTS	2	4
SMALL CLAIMS HEARINGS (W/HEARING OFFICER)	0	0
CIVIL TRAFFIC HEARINGS	76	152
FELONY PRELIMINARY HEARINGS	8	15
INITIAL APPEARANCES	300	341
ORDER OF PROTECTION REVIEW HEARINGS	15	6
INJUNCTION AGAINST HARASSMENT REVIEW HEARINGS	9	6
PEACE BOND COMPLAINTS	0	0
FUGITIVE COMPLAINTS	0	0
JUVENILE HEARINGS	0	0
SEARCH WARRANTS ISSUED	14	25

LIMITED JURISDICTION COURT CASE ACTIVITY
FISCAL YEAR 2017

LA PAZ COUNTY
TOTAL ALL JUSTICE AND MUNICIPAL COURTS

ALL CASES ON FILE

CASE TYPE	PENDING 7/1/2016	CASES FILED			FISCAL YEAR 2016		
		ORIGINAL FILINGS	TRANSFER IN	TOTAL FILED	TOTAL ON FILE	PENDING 7/1/2015	TOTAL FILED
DUI	531	255	0	255	786	477	275
SERIOUS TRAFFIC	43	22	0	22	65	35	41
OTHER TRAFFIC	1,721	1,357	0	1,357	3,078	1,683	1,623
TOTAL CR TRAF	2,295	1,634	0	1,634	3,929	2,195	1,939
TOTAL CV TRAF	2,749	9,717	0	9,717	12,466	2,716	8,889
MISDEMEANOR	4,936	1,414	0	1,414	6,350	4,465	1,742
MISDEMEANOR FTA	595	68	0	68	663	550	96
TRAFFIC FTA	6,154	344	0	344	6,498	6,133	374
TOTAL MISD	11,685	1,826	0	1,826	13,511	11,148	2,212
TOTAL FELONY	739	1,084	0	1,084	1,823	671	801
SMALL CLAIMS	14	22	0	22	36	16	18
FORCIBLE DETAINER	13	64	0	64	77	9	73
OTHER CIVIL	108	133	0	133	241	93	140
TOTAL CIVIL	135	219	0	219	354	118	231
NC PARKING	131	0		0	131	131	0
NC NON-PARKING	4	6		6	10	6	4
TOTAL NON-CR ORD	135	6		6	141	137	4
TOTAL	17,738	14,486	0	14,486	32,224	16,985	14,076
ORD PROTECTION				109			108
INJ HARASSMENT				106			132

TRIALS COMMENCED

CASE TYPE	NON-JURY	JURY	TOTAL	FISCAL YEAR 2016		
				NON-JURY	JURY	TOTAL
CRIMINAL TRAFFIC	3	0	3	1	0	1
MISDEMEANOR	1	1	2	0	2	2
CIVIL	17	0	17	13	0	13
TOTAL	21	1	22	14	2	16

OUTSTANDING WARRANTS - END-OF-YEAR

TRAFFIC	6/30/2017	6/30/2016	CRIMINAL	6/30/2017	6/30/2016
DUI	986	994			
SERIOUS TRAFFIC	72	68	FELONY	500	496
OTHER TRAFFIC	8,472	8,446	MISDEMEANOR	3,464	3,403
SUBTOTAL	9,530	9,508	SUBTOTAL	3,964	3,899
TOTAL ALL WARRANTS				13,494	13,407

LIMITED JURISDICTION COURT CASE ACTIVITY
FISCAL YEAR 2017

LA PAZ COUNTY
TOTAL ALL JUSTICE AND MUNICIPAL COURTS

ALL CASES TERMINATED

CASE TYPE	CASES TERMINATED			STAT CORR	PENDING 6/30/2017	FISCAL YEAR 2016	
	TERMIN-ATIONS	TRANSFER OUT	TOTAL TERM			TOTAL TERM	PENDING 6/30/2016
DUI	295	1	296	28	518	228	531
SERIOUS TRAFFIC	30	0	30	1	36	29	43
OTHER TRAFFIC	1,407	13	1,420	54	1,712	1,629	1,721
TOTAL CR TRAF	1,732	14	1,746	83	2,266	1,886	2,295
TOTAL CV TRAF[1]	11,194	1	11,195	1,754	3,025	10,249	2,749
MISDEMEANOR	1,878	22	1,900	302	4,752	1,834	4,936
MISDEMEANOR FTA	94	0	94	60	629	61	595
TRAFFIC FTA	389	0	389	37	6,146	354	6,154
TOTAL MISD	2,361	22	2,383	399	11,527	2,249	11,685
TOTAL FELONY	334	715	1,049	101	875	710	739
SMALL CLAIMS	14	0	14	-10	12	10	14
FORCIBLE DETAINER	57	1	58	-6	13	66	13
OTHER CIVIL	105	1	106	-15	120	49	108
TOTAL CIVIL	176	2	178	-31	145	125	135
NC PARKING	0		0	0	131	0	131
NC NON-PARKING	15		15	10	5	11	4
TOTAL NON-CR ORD	15		15	10	136	11	135
TOTAL	15,812	754	16,566	2,316	17,974	15,230	17,738
		<u>ISSUED</u>	<u>DENIED</u>				
ORD PROTECTION		96	11	107		104	
INJ HARASSMENT		81	24	105		129	

[1] TERMINATIONS INCLUDE DEFAULT JUDGMENTS.

OTHER PROCEEDINGS

	FY 2017	FY 2016
SMALL CLAIMS HEARINGS/DEFAULTS	3	7
SMALL CLAIMS HEARINGS (W/HEARING OFFICER)	0	0
CIVIL TRAFFIC HEARINGS	192	294
FELONY PRELIMINARY HEARINGS	72	41
INITIAL APPEARANCES	1,335	1,217
ORDER OF PROTECTION REVIEW HEARINGS	33	57
INJUNCTION AGAINST HARASSMENT REVIEW HEARINGS	35	38
PEACE BOND COMPLAINTS	0	0
FUGITIVE COMPLAINTS	0	0
JUVENILE HEARINGS	0	0
SEARCH WARRANTS ISSUED	78	76

LIMITED JURISDICTION COURT CASE ACTIVITY
FISCAL YEAR 2017

MARICOPA COUNTY
TOTAL ALL JUSTICE AND MUNICIPAL COURTS

ALL CASES ON FILE

CASE TYPE	PENDING 7/1/2016	CASES FILED			FISCAL YEAR 2016		
		ORIGINAL FILINGS	TRANSFER IN	TOTAL FILED	TOTAL ON FILE	PENDING 7/1/2015	TOTAL FILED
DUI	60,240	34,344	108	34,452	94,692	62,201	37,178
SERIOUS TRAFFIC	5,639	5,015	6	5,021	10,660	5,448	4,943
OTHER TRAFFIC	50,085	64,580	89	64,669	114,754	53,163	67,394
TOTAL CR TRAF	115,964	103,939	203	104,142	220,106	120,812	109,515
TOTAL CV TRAF	104,220	545,023	48	545,071	649,291	115,041	565,976
MISDEMEANOR	159,288	99,468	61	99,529	258,817	144,857	100,016
MISDEMEANOR FTA	28,225	11,248	0	11,248	39,473	35,969	10,857
TRAFFIC FTA	49,787	7,080	0	7,080	56,867	55,125	7,727
TOTAL MISD	237,300	117,796	61	117,857	355,157	235,951	118,600
TOTAL FELONY	0	0	0	0	0	0	0
SMALL CLAIMS	5,104	10,743	30	10,773	15,877	5,064	11,383
FORCIBLE DETAINER	774	61,934	70	62,004	62,778	1,094	61,493
OTHER CIVIL	29,500	64,183	762	64,945	94,445	35,616	60,653
TOTAL CIVIL	35,378	136,860	862	137,722	173,100	41,774	133,529
NC PARKING	22,945	55,743		55,743	78,688	23,570	56,479
NC NON-PARKING	6,880	13,745		13,745	20,625	7,053	11,447
TOTAL NON-CR ORD	29,825	69,488		69,488	99,313	30,623	67,926
TOTAL	522,687	973,106	1,174	974,280	1,496,967	544,201	995,546
ORD PROTECTION				14,147			13,719
INJ HARASSMENT				7,230			7,253

TRIALS COMMENCED

CASE TYPE	NON-JURY	JURY	TOTAL	FISCAL YEAR 2016		
				NON-JURY	JURY	TOTAL
CRIMINAL TRAFFIC	513	252	765	559	282	841
MISDEMEANOR	1,407	70	1,477	1,631	60	1,691
CIVIL	2,361	17	2,378	2,377	19	2,396
TOTAL	4,281	339	4,620	4,567	361	4,928

OUTSTANDING WARRANTS - END-OF-YEAR

TRAFFIC	6/30/2017	6/30/2016	CRIMINAL	6/30/2017	6/30/2016
DUI	32,465	32,873			
SERIOUS TRAFFIC	2,994	2,998	FELONY	0	185
OTHER TRAFFIC	56,776	60,032	MISDEMEANOR	87,761	88,648
SUBTOTAL	92,235	95,903	SUBTOTAL	87,761	88,833
TOTAL ALL WARRANTS				179,996	184,736

LIMITED JURISDICTION COURT CASE ACTIVITY
FISCAL YEAR 2017

MARICOPA COUNTY
TOTAL ALL JUSTICE AND MUNICIPAL COURTS

ALL CASES TERMINATED

CASE TYPE	CASES TERMINATED			STAT CORR	PENDING 6/30/2017	FISCAL YEAR 2016	
	TERMIN- ATIONS	TRANSFER OUT	TOTAL TERM			TOTAL TERM	PENDING 6/30/2016
DUI	39,577	69	39,646	2,757	57,803	42,559	60,240
SERIOUS TRAFFIC	5,201	17	5,218	319	5,761	5,223	5,639
OTHER TRAFFIC	65,549	111	65,660	215	49,309	70,211	50,085
TOTAL CR TRAF	110,327	197	110,524	3,291	112,873	117,993	115,964
TOTAL CV TRAF[1]	535,932	275	536,207	13,113	126,197	587,804	104,220
MISDEMEANOR	106,888	373	107,261	5,618	157,174	107,963	159,288
MISDEMEANOR FTA	11,329	10	11,339	264	28,398	10,078	28,225
TRAFFIC FTA	8,587	123	8,710	-49	48,108	10,122	49,787
TOTAL MISD	126,804	506	127,310	5,833	233,680	128,163	237,300
TOTAL FELONY	0	0	0	0	0	0	0
SMALL CLAIMS	11,156	30	11,186	0	4,691	11,343	5,104
FORCIBLE DETAINER	61,616	67	61,683	0	1,095	61,813	774
OTHER CIVIL	62,256	752	63,008	0	31,437	66,769	29,500
TOTAL CIVIL	135,028	849	135,877	0	37,223	139,925	35,378
NC PARKING	57,827		57,827	1,722	22,583	56,440	22,945
NC NON-PARKING	12,873		12,873	125	7,877	11,868	6,880
TOTAL NON-CR ORD	70,700		70,700	1,847	30,460	68,308	29,825
TOTAL	978,791	1,827	980,618	24,084	540,433	1,042,193	522,687
ORD PROTECTION	12,422	1,805	14,227			13,133	
INJ HARASSMENT	5,557	1,746	7,303			6,896	

[1] TERMINATIONS INCLUDE DEFAULT JUDGMENTS.

OTHER PROCEEDINGS

	FY 2017	FY 2016
SMALL CLAIMS HEARINGS/DEFAULTS	1,908	2,110
SMALL CLAIMS HEARINGS (W/HEARING OFFICER)	1	1
CIVIL TRAFFIC HEARINGS	40,036	44,461
FELONY PRELIMINARY HEARINGS	0	0
INITIAL APPEARANCES	0	0
ORDER OF PROTECTION REVIEW HEARINGS	3,848	3,732
INJUNCTION AGAINST HARASSMENT REVIEW HEARINGS	2,025	2,108
PEACE BOND COMPLAINTS	0	0
FUGITIVE COMPLAINTS	0	0
JUVENILE HEARINGS	106	91
SEARCH WARRANTS ISSUED	1,812	1,834

LIMITED JURISDICTION COURT CASE ACTIVITY
FISCAL YEAR 2017

MOHAVE COUNTY
TOTAL ALL JUSTICE AND MUNICIPAL COURTS

ALL CASES ON FILE

CASE TYPE	PENDING 7/1/2016	CASES FILED			FISCAL YEAR 2016		
		ORIGINAL FILINGS	TRANSFER IN	TOTAL FILED	TOTAL ON FILE	PENDING 7/1/2015	TOTAL FILED
DUI	2,437	1,430	13	1,443	3,880	2,677	1,393
SERIOUS TRAFFIC	718	275	1	276	994	801	263
OTHER TRAFFIC	18,279	3,186	0	3,186	21,465	19,317	3,024
TOTAL CR TRAF	21,434	4,891	14	4,905	26,339	22,795	4,680
TOTAL CV TRAF	15,390	27,583	9	27,592	42,982	14,609	24,575
MISDEMEANOR	37,294	10,497	30	10,527	47,821	38,670	10,115
MISDEMEANOR FTA	12,301	1,499	0	1,499	13,800	12,176	1,229
TRAFFIC FTA	9,486	1,056	0	1,056	10,542	9,257	889
TOTAL MISD	59,081	13,052	30	13,082	72,163	60,103	12,233
TOTAL FELONY	3,649	6,727	21	6,748	10,397	3,739	6,239
SMALL CLAIMS	1,136	343	19	362	1,498	1,005	383
FORCIBLE DETAINER	859	1,038	0	1,038	1,897	767	957
OTHER CIVIL	4,674	3,860	32	3,892	8,566	3,593	3,346
TOTAL CIVIL	6,669	5,241	51	5,292	11,961	5,365	4,686
NC PARKING	0	0		0	0	0	0
NC NON-PARKING	7	0		0	7	0	8
TOTAL NON-CR ORD	7	0		0	7	0	8
TOTAL	106,230	57,494	125	57,619	163,849	106,611	52,421
ORD PROTECTION				1,232			1,270
INJ HARASSMENT				731			736

TRIALS COMMENCED

CASE TYPE	NON-JURY	JURY	TOTAL	FISCAL YEAR 2016		
				NON-JURY	JURY	TOTAL
CRIMINAL TRAFFIC	28	11	39	55	18	73
MISDEMEANOR	140	2	142	108	8	116
CIVIL	65	0	65	47	0	47
TOTAL	233	13	246	210	26	236

OUTSTANDING WARRANTS - END-OF-YEAR

TRAFFIC	6/30/2017	6/30/2016	CRIMINAL	6/30/2017	6/30/2016
DUI	2,230	2,204			
SERIOUS TRAFFIC	270	273	FELONY	2,044	2,026
OTHER TRAFFIC	8,347	8,207	MISDEMEANOR	13,744	13,646
SUBTOTAL	10,847	10,684	SUBTOTAL	15,788	15,672
TOTAL ALL WARRANTS				26,635	26,356

LIMITED JURISDICTION COURT CASE ACTIVITY
FISCAL YEAR 2017

MOHAVE COUNTY
TOTAL ALL JUSTICE AND MUNICIPAL COURTS

ALL CASES TERMINATED

CASE TYPE	CASES TERMINATED			STAT CORR	PENDING 6/30/2017	FISCAL YEAR 2016	
	TERMIN- ATIONS	TRANSFER OUT	TOTAL TERM			TOTAL TERM	PENDING 6/30/2016
DUI	1,558	3	1,561	72	2,391	1,642	2,437
SERIOUS TRAFFIC	298	0	298	4	700	321	718
OTHER TRAFFIC	4,374	0	4,374	540	17,631	4,002	18,279
TOTAL CR TRAF	6,230	3	6,233	616	20,722	5,965	21,434
TOTAL CV TRAF[1]	30,743	26	30,769	1,141	13,354	26,236	15,390
MISDEMEANOR	11,433	30	11,463	-197	36,161	10,023	37,294
MISDEMEANOR FTA	1,472	0	1,472	3	12,331	1,065	12,301
TRAFFIC FTA	909	0	909	-16	9,617	692	9,486
TOTAL MISD	13,814	30	13,844	-210	58,109	11,780	59,081
TOTAL FELONY	6,979	179	7,158	765	4,004	6,413	3,649
SMALL CLAIMS	303	19	322	0	1,176	252	1,136
FORCIBLE DETAINER	978	4	982	-39	876	864	859
OTHER CIVIL	3,752	15	3,767	-1	4,798	2,258	4,674
TOTAL CIVIL	5,033	38	5,071	-40	6,850	3,374	6,669
NC PARKING	0		0	0	0	0	0
NC NON-PARKING	0		0	0	7	8	7
TOTAL NON-CR ORD	0		0	0	7	8	7
TOTAL	62,799	276	63,075	2,272	103,046	53,776	106,230
		<u>ISSUED</u>	<u>DENIED</u>				
ORD PROTECTION		1,023	206	1,229		1,247	
INJ HARASSMENT		506	237	743		714	

[1] TERMINATIONS INCLUDE DEFAULT JUDGMENTS.

OTHER PROCEEDINGS

	FY 2017	FY 2016
SMALL CLAIMS HEARINGS/DEFAULTS	68	123
SMALL CLAIMS HEARINGS (W/HEARING OFFICER)	0	0
CIVIL TRAFFIC HEARINGS	745	776
FELONY PRELIMINARY HEARINGS	30	194
INITIAL APPEARANCES	6,674	5,652
ORDER OF PROTECTION REVIEW HEARINGS	257	326
INJUNCTION AGAINST HARASSMENT REVIEW HEARINGS	84	104
PEACE BOND COMPLAINTS	0	0
FUGITIVE COMPLAINTS	0	0
JUVENILE HEARINGS	119	132
SEARCH WARRANTS ISSUED	592	579

LIMITED JURISDICTION COURT CASE ACTIVITY
FISCAL YEAR 2017

NAVAJO COUNTY
TOTAL ALL JUSTICE AND MUNICIPAL COURTS

ALL CASES ON FILE

CASE TYPE	PENDING 7/1/2016	CASES FILED			FISCAL YEAR 2016		
		ORIGINAL FILINGS	TRANSFER IN	TOTAL FILED	TOTAL ON FILE	PENDING 7/1/2015	TOTAL FILED
DUI	1,619	683	18	701	2,320	1,589	960
SERIOUS TRAFFIC	205	113	0	113	318	223	127
OTHER TRAFFIC	3,001	2,259	0	2,259	5,260	3,573	2,001
TOTAL CR TRAF	4,825	3,055	18	3,073	7,898	5,385	3,088
TOTAL CV TRAF	5,930	13,301	0	13,301	19,231	7,129	14,942
MISDEMEANOR	17,157	6,482	0	6,482	23,639	16,804	7,345
MISDEMEANOR FTA	2,221	809	0	809	3,030	1,949	735
TRAFFIC FTA	4,256	563	0	563	4,819	4,206	985
TOTAL MISD	23,634	7,854	0	7,854	31,488	22,959	9,065
TOTAL FELONY	3,559	1,366	0	1,366	4,925	3,728	1,729
SMALL CLAIMS	158	138	0	138	296	156	127
FORCIBLE DETAINER	57	183	0	183	240	57	192
OTHER CIVIL	483	759	2	761	1,244	579	671
TOTAL CIVIL	698	1,080	2	1,082	1,780	792	990
NC PARKING	37	124		124	161	42	69
NC NON-PARKING	48	186		186	234	53	168
TOTAL NON-CR ORD	85	310		310	395	95	237
TOTAL	38,731	26,966	20	26,986	65,717	40,088	30,051
ORD PROTECTION				434			439
INJ HARASSMENT				281			320

TRIALS COMMENCED

CASE TYPE	NON-JURY	JURY	TOTAL	FISCAL YEAR 2016		
				NON-JURY	JURY	TOTAL
CRIMINAL TRAFFIC	4	2	6	16	3	19
MISDEMEANOR	20	3	23	38	2	40
CIVIL	2	0	2	1	1	2
TOTAL	26	5	31	55	6	61

OUTSTANDING WARRANTS - END-OF-YEAR

TRAFFIC	6/30/2017	6/30/2016	CRIMINAL	6/30/2017	6/30/2016
DUI	1,785	1,784			
SERIOUS TRAFFIC	224	225	FELONY	2,632	2,660
OTHER TRAFFIC	5,988	5,905	MISDEMEANOR	9,704	9,562
SUBTOTAL	7,997	7,914	SUBTOTAL	12,336	12,222
TOTAL ALL WARRANTS				20,333	20,136

LIMITED JURISDICTION COURT CASE ACTIVITY
FISCAL YEAR 2017

NAVAJO COUNTY
TOTAL ALL JUSTICE AND MUNICIPAL COURTS

ALL CASES TERMINATED

CASE TYPE	CASES TERMINATED			STAT CORR	PENDING 6/30/2017	FISCAL YEAR 2016	
	TERMINATIONS	TRANSFER OUT	TOTAL TERM			TOTAL TERM	PENDING 6/30/2016
DUI	1,061	14	1,075	229	1,474	1,266	1,619
SERIOUS TRAFFIC	137	1	138	19	199	151	205
OTHER TRAFFIC	2,701	6	2,707	457	3,010	2,446	3,001
TOTAL CR TRAF	3,899	21	3,920	705	4,683	3,863	4,825
TOTAL CV TRAF[1]	15,849	1	15,850	1,354	4,735	18,127	5,930
MISDEMEANOR	10,320	62	10,382	3,314	16,571	10,580	17,157
MISDEMEANOR FTA	643	0	643	70	2,457	448	2,221
TRAFFIC FTA	642	0	642	89	4,266	858	4,256
TOTAL MISD	11,605	62	11,667	3,473	23,294	11,886	23,634
TOTAL FELONY	3,655	630	4,285	3,024	3,664	4,121	3,559
SMALL CLAIMS	422	4	426	239	109	549	158
FORCIBLE DETAINER	345	2	347	116	9	343	57
OTHER CIVIL	1,606	7	1,613	725	356	1,439	483
TOTAL CIVIL	2,373	13	2,386	1,080	474	2,331	698
NC PARKING	133		133	11	39	86	37
NC NON-PARKING	176		176	10	68	180	48
TOTAL NON-CR ORD	309		309	21	107	266	85
TOTAL	37,690	727	38,417	9,657	36,957	40,594	38,731
	ISSUED	DENIED					
ORD PROTECTION	397	31	428			427	
INJ HARASSMENT	236	34	270			310	

[1] TERMINATIONS INCLUDE DEFAULT JUDGMENTS.

OTHER PROCEEDINGS

	FY 2017	FY 2016
SMALL CLAIMS HEARINGS/DEFAULTS	44	38
SMALL CLAIMS HEARINGS (W/HEARING OFFICER)	0	0
CIVIL TRAFFIC HEARINGS	255	306
FELONY PRELIMINARY HEARINGS	11	12
INITIAL APPEARANCES	4,386	3,188
ORDER OF PROTECTION REVIEW HEARINGS	163	168
INJUNCTION AGAINST HARASSMENT REVIEW HEARINGS	71	96
PEACE BOND COMPLAINTS	0	0
FUGITIVE COMPLAINTS	1	0
JUVENILE HEARINGS	115	61
SEARCH WARRANTS ISSUED	249	309

LIMITED JURISDICTION COURT CASE ACTIVITY
FISCAL YEAR 2017

PIMA COUNTY

TOTAL ALL JUSTICE AND MUNICIPAL COURTS

ALL CASES ON FILE

CASE TYPE	PENDING 7/1/2016	CASES FILED			FISCAL YEAR 2016		
		ORIGINAL FILINGS	TRANSFER IN	TOTAL FILED	TOTAL ON FILE	PENDING 7/1/2015	TOTAL FILED
DUI	6,954	8,470	0	8,470	15,424	12,431	8,658
SERIOUS TRAFFIC	646	650	0	650	1,296	830	854
OTHER TRAFFIC	7,833	9,176	0	9,176	17,009	14,110	11,768
TOTAL CR TRAF	15,433	18,296	0	18,296	33,729	27,371	21,280
TOTAL CV TRAF	48,819	109,505	0	109,505	158,324	55,199	130,549
MISDEMEANOR	40,677	47,005	0	47,005	87,682	39,250	52,622
MISDEMEANOR FTA	11,243	22,805	0	22,805	34,048	14,077	10,270
TRAFFIC FTA	36,295	60	0	60	36,355	44,279	5,962
TOTAL MISD	88,215	69,870	0	69,870	158,085	97,606	68,854
TOTAL FELONY	1,217	19,679	0	19,679	20,896	7,007	17,885
SMALL CLAIMS	1,242	3,709	0	3,709	4,951	1,512	3,523
FORCIBLE DETAINER	352	13,264	0	13,264	13,616	540	12,937
OTHER CIVIL	8,053	17,395	0	17,395	25,448	8,615	16,945
TOTAL CIVIL	9,647	34,368	0	34,368	44,015	10,667	33,405
NC PARKING	21,484	11,821		11,821	33,305	22,628	17,869
NC NON-PARKING	1,617	3,652		3,652	5,269	2,531	3,530
TOTAL NON-CR ORD	23,101	15,473		15,473	38,574	25,159	21,399
TOTAL	186,432	267,191	0	267,191	453,623	223,009	293,372
ORD PROTECTION				2,306			2,323
INJ HARASSMENT				1,430			1,411

TRIALS COMMENCED

CASE TYPE	NON-JURY	JURY	TOTAL	FISCAL YEAR 2016		
				NON-JURY	JURY	TOTAL
CRIMINAL TRAFFIC	153	153	306	112	233	345
MISDEMEANOR	1,548	18	1,566	1,091	18	1,109
CIVIL	87	2	89	202	1	203
TOTAL	1,788	173	1,961	1,405	252	1,657

OUTSTANDING WARRANTS - END-OF-YEAR

TRAFFIC	6/30/2017	6/30/2016	CRIMINAL	6/30/2017	6/30/2016
DUI	6,665	6,630			
SERIOUS TRAFFIC	636	640	FELONY	36	36
OTHER TRAFFIC	13,299	13,239	MISDEMEANOR	27,552	27,117
SUBTOTAL	20,600	20,509	SUBTOTAL	27,588	27,153
TOTAL ALL WARRANTS				48,188	47,662

LIMITED JURISDICTION COURT CASE ACTIVITY
FISCAL YEAR 2017

PINAL COUNTY
TOTAL ALL JUSTICE AND MUNICIPAL COURTS

ALL CASES ON FILE

CASE TYPE	PENDING 7/1/2016	CASES FILED			FISCAL YEAR 2016		
		ORIGINAL FILINGS	TRANSFER IN	TOTAL FILED	TOTAL ON FILE	PENDING 7/1/2015	TOTAL FILED
DUI	3,153	2,760	3	2,763	5,916	3,100	2,711
SERIOUS TRAFFIC	401	398	0	398	799	375	468
OTHER TRAFFIC	5,885	5,398	1	5,399	11,284	6,273	5,385
TOTAL CR TRAF	9,439	8,556	4	8,560	17,999	9,748	8,564
TOTAL CV TRAF	11,455	42,264	2	42,266	53,721	17,252	39,929
MISDEMEANOR	22,624	10,817	9	10,826	33,450	22,113	10,486
MISDEMEANOR FTA	4,916	1,827	0	1,827	6,743	5,225	1,337
TRAFFIC FTA	11,468	756	0	756	12,224	11,960	2,193
TOTAL MISD	39,008	13,400	9	13,409	52,417	39,298	14,016
TOTAL FELONY	2,158	1,131	0	1,131	3,289	1,930	1,305
SMALL CLAIMS	1,753	827	1	828	2,581	1,590	739
FORCIBLE DETAINER	543	2,239	0	2,239	2,782	452	2,166
OTHER CIVIL	7,158	6,527	3	6,530	13,688	6,985	6,151
TOTAL CIVIL	9,454	9,593	4	9,597	19,051	9,027	9,056
NC PARKING	266	147		147	413	257	77
NC NON-PARKING	158	306		306	464	201	365
TOTAL NON-CR ORD	424	453		453	877	458	442
TOTAL	71,938	75,397	19	75,416	147,354	77,713	73,312
ORD PROTECTION				1,559			1,647
INJ HARASSMENT				966			1,029

TRIALS COMMENCED

CASE TYPE	NON-JURY	JURY	TOTAL	FISCAL YEAR 2016		
				NON-JURY	JURY	TOTAL
CRIMINAL TRAFFIC	74	13	87	59	15	74
MISDEMEANOR	246	5	251	152	11	163
CIVIL	30	0	30	130	0	130
TOTAL	350	18	368	341	26	367

OUTSTANDING WARRANTS - END-OF-YEAR

TRAFFIC	6/30/2017	6/30/2016	CRIMINAL	6/30/2017	6/30/2016
DUI	3,022	3,099			
SERIOUS TRAFFIC	407	436	FELONY	235	306
OTHER TRAFFIC	16,966	17,176	MISDEMEANOR	16,586	16,478
SUBTOTAL	20,395	20,711	SUBTOTAL	16,821	16,784
TOTAL ALL WARRANTS				37,216	37,495

LIMITED JURISDICTION COURT CASE ACTIVITY
FISCAL YEAR 2017

PINAL COUNTY
TOTAL ALL JUSTICE AND MUNICIPAL COURTS

ALL CASES TERMINATED

CASE TYPE	CASES TERMINATED			STAT CORR	PENDING 6/30/2017	FISCAL YEAR 2016	
	TERMINATIONS	TRANSFER OUT	TOTAL TERM			TOTAL TERM	PENDING 6/30/2016
DUI	3,095	11	3,106	235	3,045	3,296	3,153
SERIOUS TRAFFIC	458	1	459	16	356	540	401
OTHER TRAFFIC	5,012	3	5,015	-99	6,170	5,811	5,885
TOTAL CR TRAF	8,565	15	8,580	152	9,571	9,647	9,439
TOTAL CV TRAF[1]	46,089	1	46,090	1,347	8,978	46,663	11,455
MISDEMEANOR	13,807	53	13,860	1,390	20,980	15,758	22,624
MISDEMEANOR FTA	3,070	0	3,070	-2	3,671	1,764	4,916
TRAFFIC FTA	1,049	0	1,049	-54	11,121	2,991	11,468
TOTAL MISD	17,926	53	17,979	1,334	35,772	20,513	39,008
TOTAL FELONY	1,251	182	1,433	475	2,331	1,702	2,158
SMALL CLAIMS	663	3	666	10	1,925	848	1,753
FORCIBLE DETAINER	2,153	0	2,153	38	667	2,386	543
OTHER CIVIL	5,618	12	5,630	719	8,777	6,974	7,158
TOTAL CIVIL	8,434	15	8,449	767	11,369	10,208	9,454
NC PARKING	140		140	1	274	78	266
NC NON-PARKING	360		360	17	121	424	158
TOTAL NON-CR ORD	500		500	18	395	502	424
TOTAL	82,765	266	83,031	4,093	68,416	89,235	71,938
	ISSUED	DENIED					
ORD PROTECTION	1,457	100	1,557			1,558	
INJ HARASSMENT	854	91	945			949	

[1] TERMINATIONS INCLUDE DEFAULT JUDGMENTS.

OTHER PROCEEDINGS

	FY 2017	FY 2016
SMALL CLAIMS HEARINGS/DEFAULTS	138	126
SMALL CLAIMS HEARINGS (W/HEARING OFFICER)	0	0
CIVIL TRAFFIC HEARINGS	1,340	1,410
FELONY PRELIMINARY HEARINGS	0	0
INITIAL APPEARANCES	1,868	6,627
ORDER OF PROTECTION REVIEW HEARINGS	295	384
INJUNCTION AGAINST HARASSMENT REVIEW HEARINGS	140	140
PEACE BOND COMPLAINTS	0	0
FUGITIVE COMPLAINTS	0	0
JUVENILE HEARINGS	135	274
SEARCH WARRANTS ISSUED	635	494

LIMITED JURISDICTION COURT CASE ACTIVITY
FISCAL YEAR 2017

SANTA CRUZ COUNTY
TOTAL ALL JUSTICE AND MUNICIPAL COURTS

ALL CASES ON FILE

CASE TYPE	PENDING 7/1/2016	CASES FILED			FISCAL YEAR 2016		
		ORIGINAL FILINGS	TRANSFER IN	TOTAL FILED	TOTAL ON FILE	PENDING 7/1/2015	TOTAL FILED
DUI	414	239	0	239	653	438	133
SERIOUS TRAFFIC	66	51	0	51	117	65	67
OTHER TRAFFIC	1,285	1,912	0	1,912	3,197	1,168	1,281
TOTAL CR TRAF	1,765	2,202	0	2,202	3,967	1,671	1,481
TOTAL CV TRAF	8,588	11,940	0	11,940	20,528	8,135	12,857
MISDEMEANOR	5,048	1,347	0	1,347	6,395	5,112	1,160
MISDEMEANOR FTA	482	37	0	37	519	486	39
TRAFFIC FTA	2,111	280	0	280	2,391	2,070	261
TOTAL MISD	7,641	1,664	0	1,664	9,305	7,668	1,460
TOTAL FELONY	1,830	787	0	787	2,617	1,650	882
SMALL CLAIMS	86	128	1	129	215	99	117
FORCIBLE DETAINER	19	294	0	294	313	11	312
OTHER CIVIL	450	827	0	827	1,277	529	806
TOTAL CIVIL	555	1,249	1	1,250	1,805	639	1,235
NC PARKING	2,387	4		4	2,391	18,354	1,800
NC NON-PARKING	3	0		0	3	4	0
TOTAL NON-CR ORD	2,390	4		4	2,394	18,358	1,800
TOTAL	22,769	17,846	1	17,847	40,616	38,121	19,715
ORD PROTECTION				139			149
INJ HARASSMENT				120			123

TRIALS COMMENCED

CASE TYPE	NON-JURY	JURY	TOTAL	FISCAL YEAR 2016		
				NON-JURY	JURY	TOTAL
CRIMINAL TRAFFIC	26	1	27	10	1	11
MISDEMEANOR	1	0	1	0	1	1
CIVIL	295	0	295	286	0	286
TOTAL	322	1	323	296	2	298

OUTSTANDING WARRANTS - END-OF-YEAR

TRAFFIC	6/30/2017	6/30/2016	CRIMINAL	6/30/2017	6/30/2016
DUI	481	489			
SERIOUS TRAFFIC	54	51	FELONY	788	727
OTHER TRAFFIC	3,171	3,150	MISDEMEANOR	2,341	2,291
SUBTOTAL	3,706	3,690	SUBTOTAL	3,129	3,018
TOTAL ALL WARRANTS				6,835	6,708

LIMITED JURISDICTION COURT CASE ACTIVITY
FISCAL YEAR 2017

SANTA CRUZ COUNTY
TOTAL ALL JUSTICE AND MUNICIPAL COURTS

ALL CASES TERMINATED

CASE TYPE	CASES TERMINATED			STAT CORR	PENDING 6/30/2017	FISCAL YEAR 2016	
	TERMINATIONS	TRANSFER OUT	TOTAL TERM			TOTAL TERM	PENDING 6/30/2016
DUI	323	7	330	118	441	274	414
SERIOUS TRAFFIC	74	1	75	9	51	82	66
OTHER TRAFFIC	1,411	10	1,421	-466	1,310	1,268	1,285
TOTAL CR TRAF	1,808	18	1,826	-339	1,802	1,624	1,765
TOTAL CV TRAF[1]	15,439	11	15,450	900	5,978	13,451	8,588
MISDEMEANOR	2,047	77	2,124	785	5,056	1,966	5,048
MISDEMEANOR FTA	25	0	25	1	495	43	482
TRAFFIC FTA	267	0	267	26	2,150	227	2,111
TOTAL MISD	2,339	77	2,416	812	7,701	2,236	7,641
TOTAL FELONY	420	659	1,079	390	1,928	997	1,830
SMALL CLAIMS	181	0	181	35	69	157	86
FORCIBLE DETAINER	295	0	295	1	19	312	19
OTHER CIVIL	1,128	9	1,137	357	497	1,239	450
TOTAL CIVIL	1,604	9	1,613	393	585	1,708	555
NC PARKING	9		9	-21	2,361	17,665	2,387
NC NON-PARKING	0		0	0	3	1	3
TOTAL NON-CR ORD	9		9	-21	2,364	17,666	2,390
TOTAL	21,619	774	22,393	2,135	20,358	37,682	22,769
		<u>ISSUED</u>	<u>DENIED</u>				
ORD PROTECTION		93	28	121		141	
INJ HARASSMENT		70	42	112		116	

[1] TERMINATIONS INCLUDE DEFAULT JUDGMENTS.

OTHER PROCEEDINGS

	FY 2017	FY 2016
SMALL CLAIMS HEARINGS/DEFAULTS	34	42
SMALL CLAIMS HEARINGS (W/HEARING OFFICER)	0	0
CIVIL TRAFFIC HEARINGS	372	377
FELONY PRELIMINARY HEARINGS	20	12
INITIAL APPEARANCES	468	360
ORDER OF PROTECTION REVIEW HEARINGS	73	74
INJUNCTION AGAINST HARASSMENT REVIEW HEARINGS	25	42
PEACE BOND COMPLAINTS	0	0
FUGITIVE COMPLAINTS	0	0
JUVENILE HEARINGS	0	0
SEARCH WARRANTS ISSUED	9	9

LIMITED JURISDICTION COURT CASE ACTIVITY
FISCAL YEAR 2017

YAVAPAI COUNTY
TOTAL ALL JUSTICE AND MUNICIPAL COURTS

ALL CASES ON FILE

CASE TYPE	PENDING 7/1/2016	CASES FILED			FISCAL YEAR 2016		
		ORIGINAL FILINGS	TRANSFER IN	TOTAL FILED	TOTAL ON FILE	PENDING 7/1/2015	TOTAL FILED
DUI	1,910	2,102	0	2,102	4,012	1,772	2,289
SERIOUS TRAFFIC	269	406	0	406	675	267	425
OTHER TRAFFIC	3,073	5,144	0	5,144	8,217	2,965	5,079
TOTAL CR TRAF	5,252	7,652	0	7,652	12,904	5,004	7,793
TOTAL CV TRAF	6,244	29,915	0	29,915	36,159	6,548	28,672
MISDEMEANOR	10,437	9,753	0	9,753	20,190	10,109	10,662
MISDEMEANOR FTA	1,447	416	1	417	1,864	1,522	435
TRAFFIC FTA	3,318	618	0	618	3,936	3,472	772
TOTAL MISD	15,202	10,787	1	10,788	25,990	15,103	11,869
TOTAL FELONY	2,472	6,898	0	6,898	9,370	1,729	7,004
SMALL CLAIMS	290	336	0	336	626	309	328
FORCIBLE DETAINER	122	588	0	588	710	124	578
OTHER CIVIL	1,134	2,502	2	2,504	3,638	1,519	2,227
TOTAL CIVIL	1,546	3,426	2	3,428	4,974	1,952	3,133
NC PARKING	130	1,708		1,708	1,838	97	1,175
NC NON-PARKING	49	142		142	191	11	146
TOTAL NON-CR ORD	179	1,850		1,850	2,029	108	1,321
TOTAL	30,895	60,528	3	60,531	91,426	30,444	59,792
ORD PROTECTION				768			753
INJ HARASSMENT				572			556

TRIALS COMMENCED

CASE TYPE	NON-JURY	JURY	TOTAL	FISCAL YEAR 2016		
				NON-JURY	JURY	TOTAL
CRIMINAL TRAFFIC	58	13	71	57	18	75
MISDEMEANOR	148	7	155	170	16	186
CIVIL	21	0	21	132	1	133
TOTAL	227	20	247	359	35	394

OUTSTANDING WARRANTS - END-OF-YEAR

TRAFFIC	6/30/2017	6/30/2016	CRIMINAL	6/30/2017	6/30/2016
DUI	1,954	1,912			
SERIOUS TRAFFIC	192	175	FELONY	598	578
OTHER TRAFFIC	5,955	5,594	MISDEMEANOR	7,688	7,326
SUBTOTAL	8,101	7,681	SUBTOTAL	8,286	7,904
TOTAL ALL WARRANTS				16,387	15,585

LIMITED JURISDICTION COURT CASE ACTIVITY
FISCAL YEAR 2017

YAVAPAI COUNTY
TOTAL ALL JUSTICE AND MUNICIPAL COURTS

ALL CASES TERMINATED

CASE TYPE	CASES TERMINATED			STAT CORR	PENDING 6/30/2017	FISCAL YEAR 2016	
	TERMINATIONS	TRANSFER OUT	TOTAL TERM			TOTAL TERM	PENDING 6/30/2016
DUI	2,056	48	2,104	63	1,971	2,248	1,910
SERIOUS TRAFFIC	384	11	395	-4	276	433	269
OTHER TRAFFIC	4,939	49	4,988	-218	3,011	5,036	3,073
TOTAL CR TRAF	7,379	108	7,487	-159	5,258	7,717	5,252
TOTAL CV TRAF[1]	31,308	2	31,310	2,078	6,927	31,176	6,244
MISDEMEANOR	9,675	339	10,014	993	11,169	11,222	10,437
MISDEMEANOR FTA	293	0	293	20	1,591	523	1,447
TRAFFIC FTA	648	0	648	82	3,370	1,021	3,318
TOTAL MISD	10,616	339	10,955	1,095	16,130	12,766	15,202
TOTAL FELONY	3,906	2,792	6,698	-348	2,324	5,510	2,472
SMALL CLAIMS	278	1	279	-32	315	251	290
FORCIBLE DETAINER	555	3	558	-28	124	561	122
OTHER CIVIL	1,879	5	1,884	-283	1,471	1,692	1,134
TOTAL CIVIL	2,712	9	2,721	-343	1,910	2,504	1,546
NC PARKING	1,575		1,575	6	269	1,106	130
NC NON-PARKING	147		147	4	48	109	49
TOTAL NON-CR ORD	1,722		1,722	10	317	1,215	179
TOTAL	57,643	3,250	60,893	2,333	32,866	60,888	30,895
		<u>ISSUED</u>	<u>DENIED</u>				
ORD PROTECTION		642	100	742		740	
INJ HARASSMENT		398	152	550		538	

[1] TERMINATIONS INCLUDE DEFAULT JUDGMENTS.

OTHER PROCEEDINGS

	FY 2017	FY 2016
SMALL CLAIMS HEARINGS/DEFAULTS	59	70
SMALL CLAIMS HEARINGS (W/HEARING OFFICER)	0	1
CIVIL TRAFFIC HEARINGS	535	689
FELONY PRELIMINARY HEARINGS	5	1
INITIAL APPEARANCES	3,322	4,551
ORDER OF PROTECTION REVIEW HEARINGS	221	209
INJUNCTION AGAINST HARASSMENT REVIEW HEARINGS	114	120
PEACE BOND COMPLAINTS	0	0
FUGITIVE COMPLAINTS	0	1
JUVENILE HEARINGS	13	12
SEARCH WARRANTS ISSUED	506	422

LIMITED JURISDICTION COURT CASE ACTIVITY
FISCAL YEAR 2017

YUMA COUNTY

TOTAL ALL JUSTICE AND MUNICIPAL COURTS

ALL CASES ON FILE

CASE TYPE	PENDING 7/1/2016	CASES FILED			FISCAL YEAR 2016		
		ORIGINAL FILINGS	TRANSFER IN	TOTAL FILED	TOTAL ON FILE	PENDING 7/1/2015	TOTAL FILED
DUI	758	955	0	955	1,713	896	876
SERIOUS TRAFFIC	129	258	0	258	387	151	239
OTHER TRAFFIC	1,004	2,281	0	2,281	3,285	1,144	2,383
TOTAL CR TRAF	1,891	3,494	0	3,494	5,385	2,191	3,498
TOTAL CV TRAF	7,906	20,024	0	20,024	27,930	8,885	18,451
MISDEMEANOR	11,480	6,451	0	6,451	17,931	12,056	6,589
MISDEMEANOR FTA	1,779	443	0	443	2,222	1,779	469
TRAFFIC FTA	5,746	514	0	514	6,260	5,763	794
TOTAL MISD	19,005	7,408	0	7,408	26,413	19,598	7,852
TOTAL FELONY	656	2,268	0	2,268	2,924	806	2,550
SMALL CLAIMS	2,986	421	0	421	3,407	2,993	326
FORCIBLE DETAINER	594	638	0	638	1,232	610	680
OTHER CIVIL	9,198	2,396	6	2,402	11,600	8,918	2,264
TOTAL CIVIL	12,778	3,455	6	3,461	16,239	12,521	3,270
NC PARKING	167	721		721	888	184	561
NC NON-PARKING	88	290		290	378	22	497
TOTAL NON-CR ORD	255	1,011		1,011	1,266	206	1,058
TOTAL	42,491	37,660	6	37,666	80,157	44,207	36,679
ORD PROTECTION				453			454
INJ HARASSMENT				249			245

TRIALS COMMENCED

CASE TYPE	NON-JURY	JURY	TOTAL	FISCAL YEAR 2016		
				NON-JURY	JURY	TOTAL
CRIMINAL TRAFFIC	8	2	10	16	7	23
MISDEMEANOR	35	1	36	79	1	80
CIVIL	533	1	534	571	0	571
TOTAL	576	4	580	666	8	674

OUTSTANDING WARRANTS - END-OF-YEAR

TRAFFIC	6/30/2017	6/30/2016	CRIMINAL	6/30/2017	6/30/2016
DUI	1,317	1,351			
SERIOUS TRAFFIC	146	133	FELONY	243	243
OTHER TRAFFIC	5,534	5,216	MISDEMEANOR	11,600	11,260
SUBTOTAL	6,997	6,700	SUBTOTAL	11,843	11,503
TOTAL ALL WARRANTS				18,840	18,203

LIMITED JURISDICTION COURT CASE ACTIVITY
FISCAL YEAR 2017

YUMA COUNTY
TOTAL ALL JUSTICE AND MUNICIPAL COURTS

ALL CASES TERMINATED

CASE TYPE	CASES TERMINATED			STAT CORR	PENDING 6/30/2017	FISCAL YEAR 2016	
	TERMINATIONS	TRANSFER OUT	TOTAL TERM			TOTAL TERM	PENDING 6/30/2016
DUI	1,053	0	1,053	126	786	1,302	758
SERIOUS TRAFFIC	279	0	279	29	137	304	129
OTHER TRAFFIC	2,138	0	2,138	-81	1,066	2,533	1,004
TOTAL CR TRAF	3,470	0	3,470	74	1,989	4,139	1,891
TOTAL CV TRAF[1]	22,847	25	22,872	3,918	8,976	22,973	7,906
MISDEMEANOR	8,956	3	8,959	2,066	11,038	10,231	11,480
MISDEMEANOR FTA	562	0	562	144	1,804	475	1,779
TRAFFIC FTA	719	0	719	132	5,673	764	5,746
TOTAL MISD	10,237	3	10,240	2,342	18,515	11,470	19,005
TOTAL FELONY	3,948	0	3,948	1,497	473	12,775	656
SMALL CLAIMS	639	0	639	263	3,031	1,125	2,986
FORCIBLE DETAINER	640	1	641	16	607	1,028	594
OTHER CIVIL	2,550	10	2,560	284	9,324	2,426	9,198
TOTAL CIVIL	3,829	11	3,840	563	12,962	4,579	12,778
NC PARKING	770		770	15	133	583	167
NC NON-PARKING	333		333	26	71	438	88
TOTAL NON-CR ORD	1,103		1,103	41	204	1,021	255
TOTAL	45,434	39	45,473	8,435	43,119	56,957	42,491
		ISSUED	DENIED				
ORD PROTECTION	359	82	441			444	
INJ HARASSMENT	114	128	242			240	

[1] TERMINATIONS INCLUDE DEFAULT JUDGMENTS.

OTHER PROCEEDINGS

	FY 2017	FY 2016
SMALL CLAIMS HEARINGS/DEFAULTS	80	90
SMALL CLAIMS HEARINGS (W/HEARING OFFICER)	0	3
CIVIL TRAFFIC HEARINGS	544	553
FELONY PRELIMINARY HEARINGS	0	1
INITIAL APPEARANCES	3,950	4,012
ORDER OF PROTECTION REVIEW HEARINGS	192	187
INJUNCTION AGAINST HARASSMENT REVIEW HEARINGS	40	46
PEACE BOND COMPLAINTS	0	0
FUGITIVE COMPLAINTS	69	78
JUVENILE HEARINGS	0	0
SEARCH WARRANTS ISSUED	131	176