

MUNICIPAL COURTS Narrative Summary

Municipal courts have criminal jurisdiction over misdemeanor crimes and petty offenses committed in their city or municipality. They share jurisdiction with justice courts over violations of state law committed within their city or municipality limits.

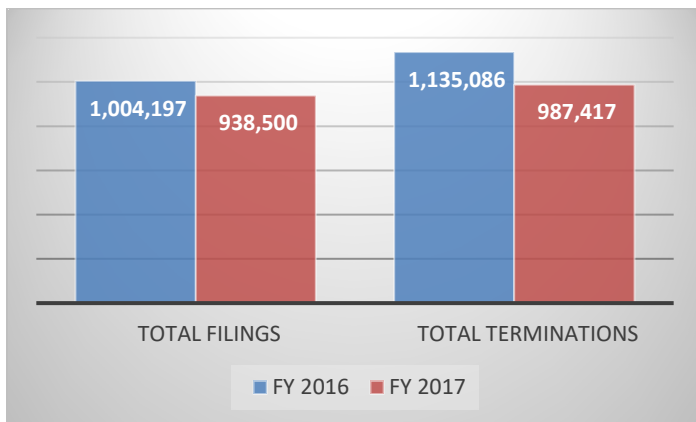
Municipal court judges hear misdemeanor criminal traffic cases such as driving under the influence of alcohol, hit-and-run and reckless driving where no serious injuries occur. They hear civil traffic cases, violations of city ordinances and codes, and issue Orders of Protection and Injunctions Prohibiting Harassment. They can also issue search warrants.

2017 reflecting the courts ongoing efforts to improve case processing.

During FY 2017, 3,723 of criminal case terminations were adjudicated by court or jury trial. Of the total trials, 10.9% were jury trials and 89.1% were court trials. The majority (2,763 or 74.2%) were for criminal misdemeanor charges.

The total year end pending caseload decreased 2.5%, from 561,881 at the end of FY 2016 to 547,847 at the end of FY 2017.

**MUNICIPAL COURT CASE ACTIVITY
FY 2017 COMPARED TO FY 2016**

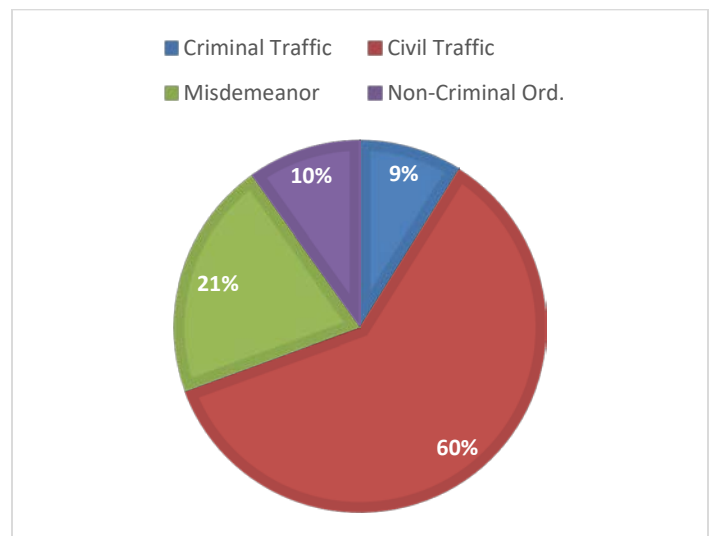


Case filings in municipal courts (including transfers in) decreased 6.5%, from 1,004,107 in FY 2016 to 938,500 in FY 2017. Criminal and civil traffic filings comprise 69.4% of all filings in municipal courts. From FY 2016 to FY 2017, civil traffic filings decreased 9.0% while criminal traffic filings decreased 6.4%. Criminal misdemeanor filings (excluding criminal traffic) decreased slightly (0.6%) from 195,600 in FY 2016, to 194,481 in FY 2017.

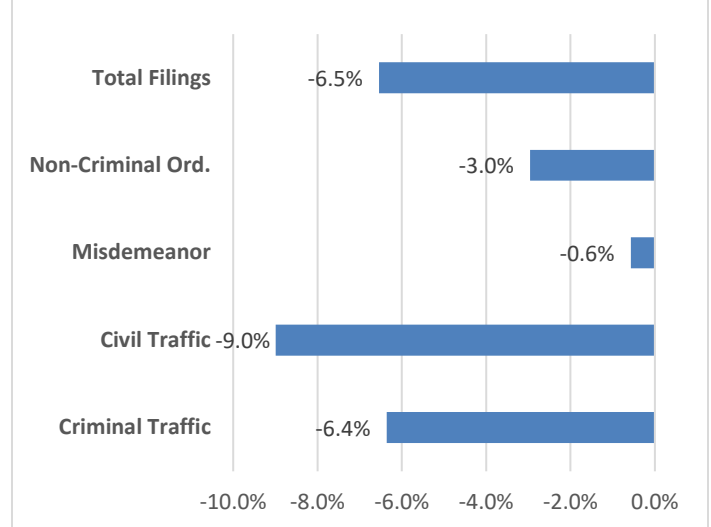
Petitions for orders of protection and injunctions against harassment increased 3.5% and 2.9%, respectively, during FY 2017. In addition to the 20,643 initial protective order petitions filed during the fiscal year, an additional 5,894 protective order review hearings were held.

Total terminations (including transfers out) decreased 13.0% from 1,135,086 in FY 2016 to 987,417 in FY 2017. Despite the decrease in terminations, the municipal courts maintained a positive clearance rate of 105.2% during FY

**PORPORTION OF FILINGS BY CASE TYPE
FY 2017**



**Percent Change in Filings
FY 2016 Compared to FY 2017**



**ABBREVIATIONS
(Municipal Courts)**

- Cr Traf.....Criminal Traffic
- Cv TrafCivil Traffic
- DispDispositions
- DUIDriving Under the Influence
- FTAFailure-to-Appear
- Inj HarassmentInjunction Against Harassment
- Misd.....Misdemeanor
- NC..... Non Criminal
- Non-Cr Ord Non-Criminal Local Ordinances
- Ord ProtectionOrder of Protection
- Stat CorrStatistical Correction

MUNICIPAL COURT CASE ACTIVITY
FISCAL YEAR 2017

STATEWIDE TOTAL

ALL CASES ON FILE [1]

CASE TYPE	PENDING 7/1/2016	CASES FILED			FISCAL YEAR 2016		
		ORIGINAL FILINGS	TRANSFER IN	TOTAL FILED	TOTAL ON FILE	PENDING 7/1/2015	TOTAL FILED
DUI	47,208	36,802	64	36,866	84,074	53,705	38,559
SERIOUS TRAFFIC	4,229	4,909	0	4,909	9,138	4,331	5,190
OTHER TRAFFIC	46,069	41,776	0	41,776	87,845	54,896	45,477
TOTAL CR TRAF	97,506	83,487	64	83,551	181,057	112,932	89,226
TOTAL CV TRAF	145,029	567,724	1	567,725	712,754	174,544	623,797
MISDEMEANOR	165,095	154,394	14	154,408	319,503	152,333	161,371
MISDEMEANOR FTA	29,662	32,881	1	32,882	62,544	38,129	20,136
TRAFFIC FTA	65,048	7,191	0	7,191	72,239	78,595	14,093
TOTAL MISD	259,805	194,466	15	194,481	454,286	269,057	195,600
NC PARKING	50,367	74,167		74,167	124,534	68,021	79,070
NC NON-PARKING	9,174	18,576		18,576	27,750	10,238	16,504
TOTAL NON-CR ORD	59,541	92,743		92,743	152,284	78,259	95,574
TOTAL	561,881	938,420	80	938,500	1,500,381	634,792	1,004,197
ORD PROTECTION				13,697			13,238
INJ HARASSMENT				6,946			6,747

TRIALS COMMENCED

CASE TYPE	NON-JURY	JURY	TOTAL	FISCAL YEAR 2016		
				NON-JURY	JURY	TOTAL
CRIMINAL TRAFFIC	631	329	960	539	360	899
MISDEMEANOR	2,686	77	2,763	2,040	81	2,121
TOTAL	3,317	406	3,723	2,579	441	3,020

OUTSTANDING WARRANTS - END-OF-YEAR

	6/30/17	6/30/16	CRIMINAL	6/30/17	6/30/16
TRAFFIC	41,004	41,018			
DUI	3,726	3,713			
SERIOUS TRAFFIC	64,978	68,468	MISDEMEANOR	136,333	135,273
OTHER TRAFFIC	109,708	113,199			
SUBTOTAL				246,041	248,472
TOTAL ALL WARRANTS				246,041	248,472

MUNICIPAL COURT CASE ACTIVITY
FISCAL YEAR 2017

STATEWIDE TOTAL (CONTINUED)

ALL CASES TERMINATED [2]

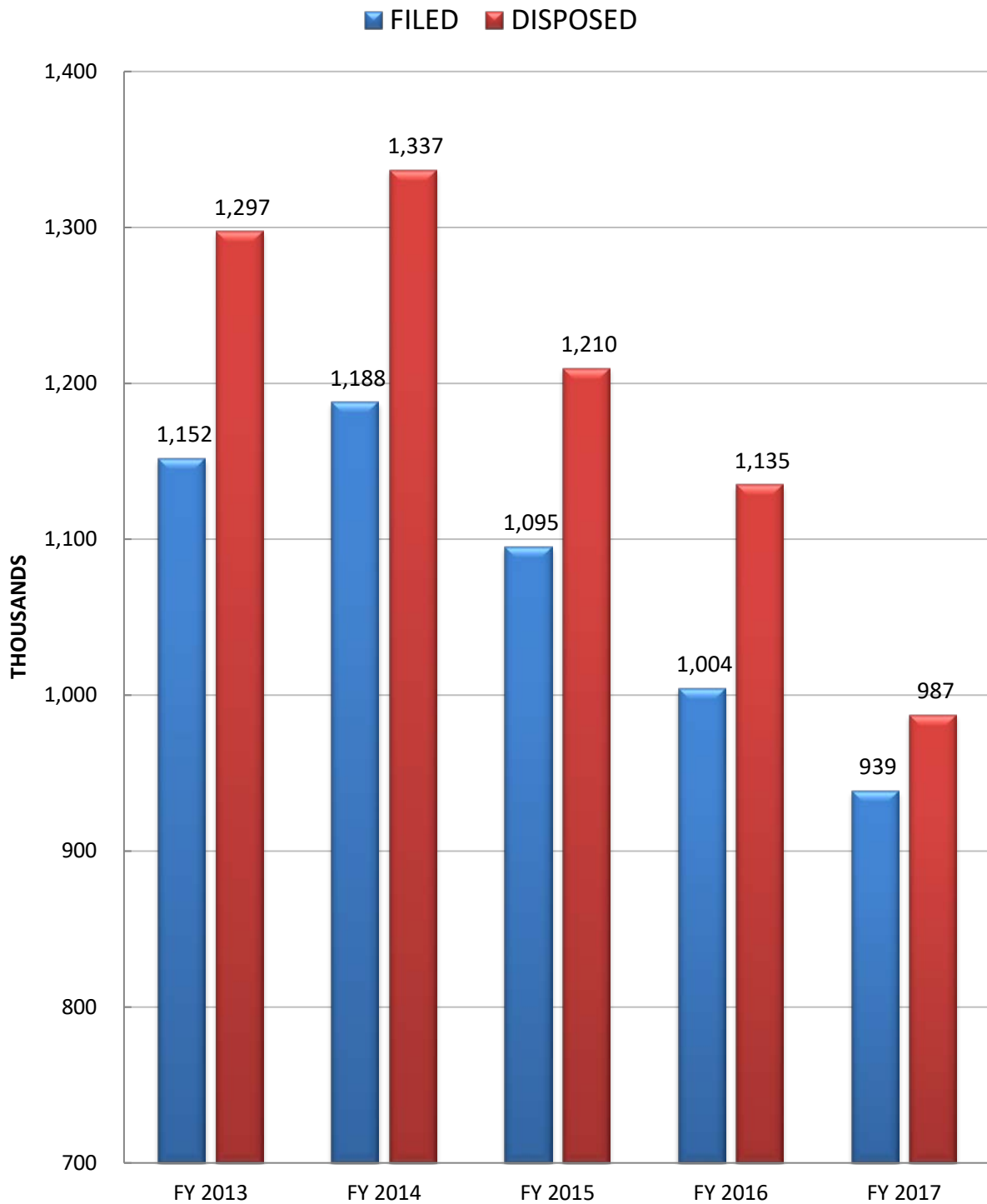
CASE TYPE	CASES TERMINATED			STAT CORR	PENDING 6/30/2017	FISCAL YEAR 2016	
	TERMIN-ATIONS	TRANSFER OUT	TOTAL TERM			TOTAL TERM	PENDING 6/30/2016
DUI	42,837	30	42,867	3,464	44,671	45,977	47,208
SERIOUS TRAFFIC	5,424	13	5,437	437	4,138	5,792	4,229
OTHER TRAFFIC	45,719	32	45,751	519	42,613	53,966	46,069
TOTAL CR TRAF	93,980	75	94,055	4,420	91,422	105,735	97,506
TOTAL CV TRAF[1]	591,590	106	591,696	19,419	140,477	674,940	145,029
MISDEMEANOR	171,802	171	171,973	8,754	156,284	197,633	165,095
MISDEMEANOR FTA	32,310	0	32,310	516	30,750	20,847	29,662
TRAFFIC FTA	9,640	123	9,763	101	62,577	24,850	65,048
TOTAL MISD	213,752	294	214,046	9,371	249,611	243,330	259,805
NC PARKING	70,109		70,109	1,506	55,931	94,085	50,367
NC NON-PARKING	17,511		17,511	167	10,406	16,996	9,174
TOTAL NON-CR ORD	87,620		87,620	1,673	66,337	111,081	59,541
TOTAL	986,942	475	987,417	34,883	547,847	1,135,086	561,881
	ISSUED	DENIED					
ORD PROTECTION	11,741	1,989	13,730			12,607	
INJ HARASSMENT	4,947	2,009	6,956			6,338	

[1] TERMINATIONS INCLUDE DEFAULT JUDGMENTS.

OTHER PROCEEDINGS

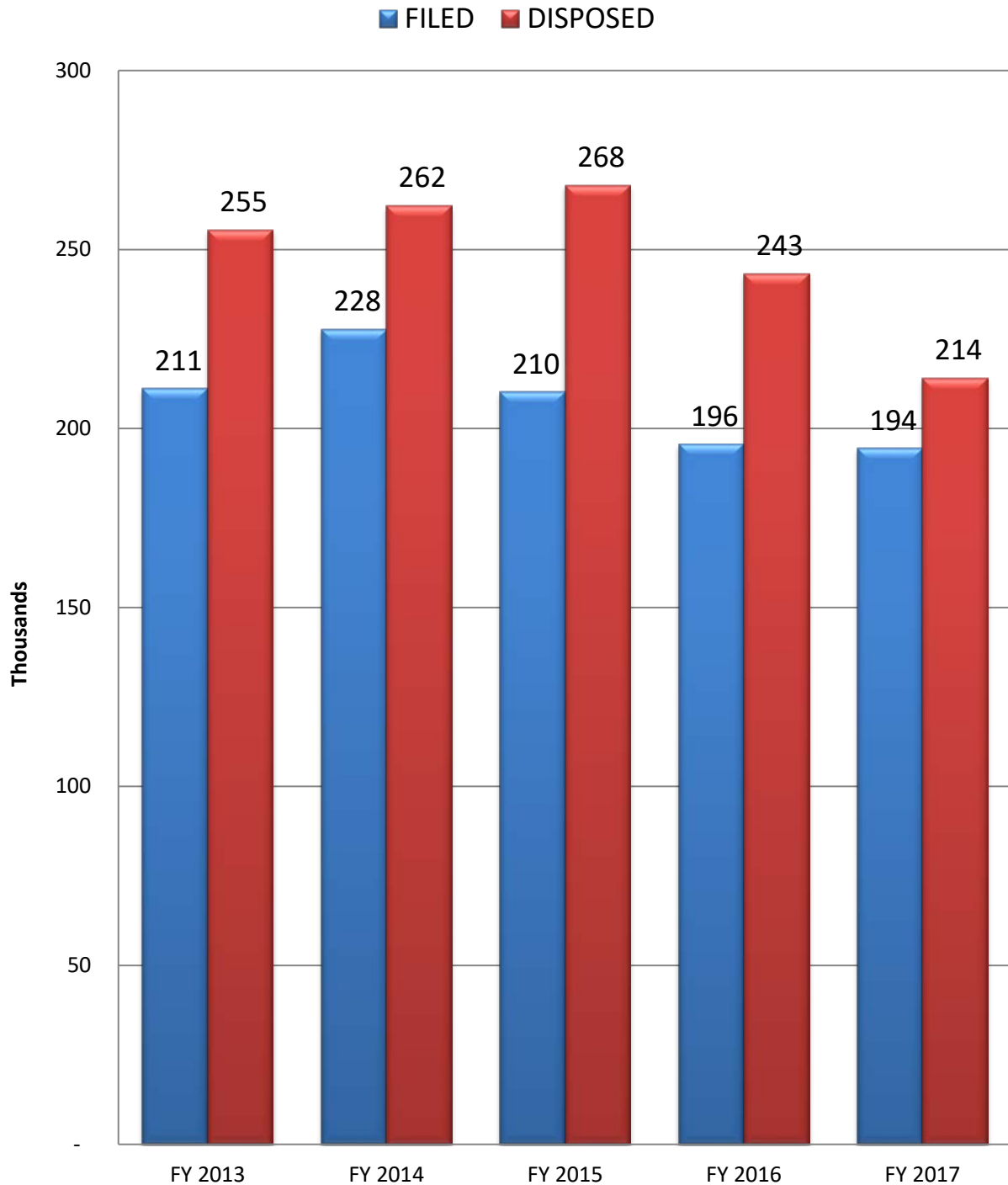
	FY 2017	FY 2016
CIVIL TRAFFIC HEARINGS	12,494	14,200
INITIAL APPEARANCES	37,731	41,532
ORDER OF PROTECTION REVIEW HEARINGS	3,983	3,806
INJUNCTION AGAINST HARASSMENT REVIEW HEARINGS	1,911	1,831
PEACE BOND COMPLAINTS	0	0
FUGITIVE COMPLAINTS	1	0
JUVENILE HEARINGS	427	338
SEARCH WARRANTS ISSUED	2,154	1,782

MUNICIPAL COURT ANNUAL CASE ACTIVITY, FY 2013 - 2017 CASES FILED AND DISPOSED



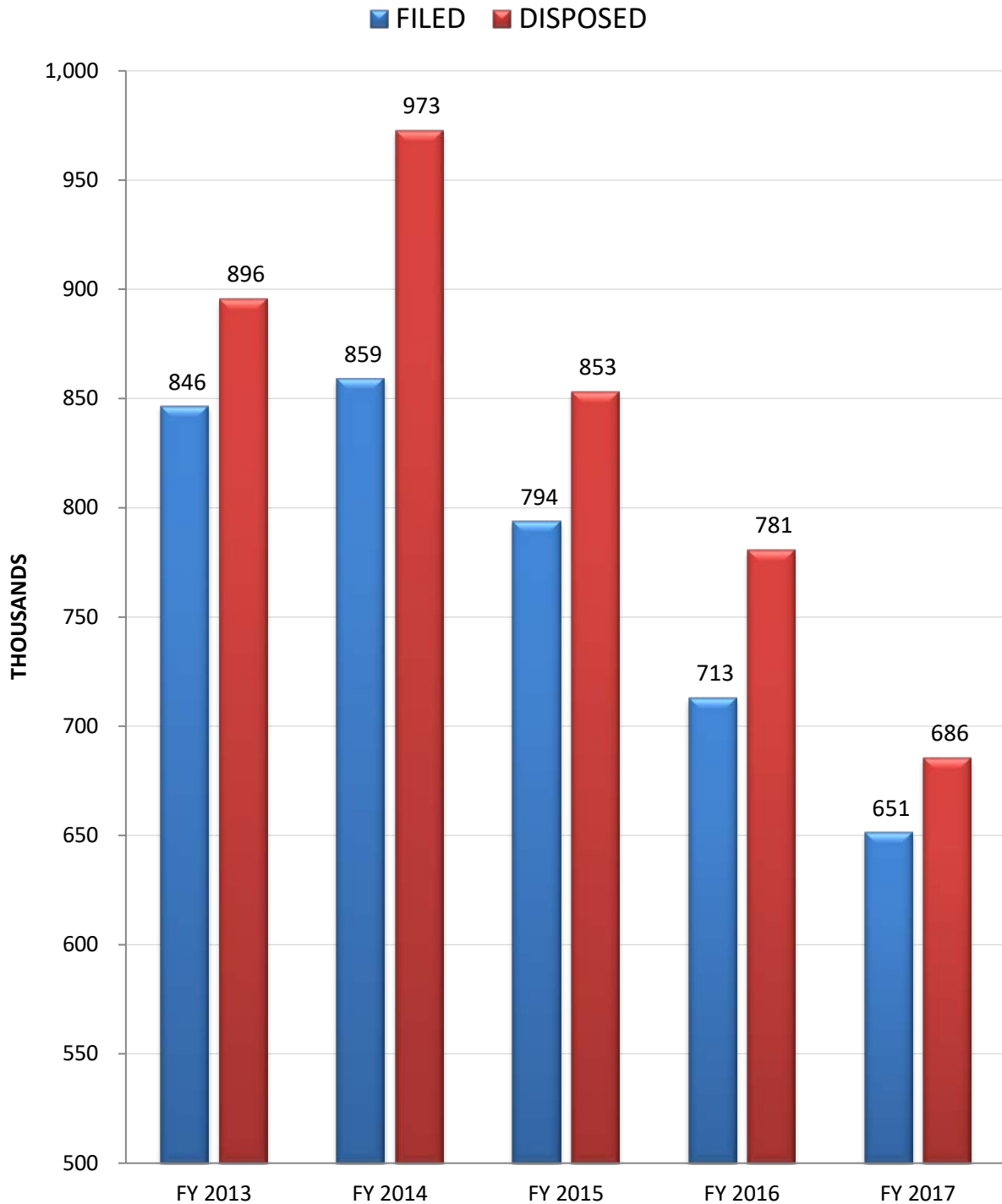
CASES FILED INCLUDES ORIGINAL FILINGS AND TRANSFERS IN.
CASES DISPOSED INCLUDES CASES TERMINATED AND TRANSFERS OUT.

MUNICIPAL COURT CRIMINAL CASE ACTIVITY, FY 2013 - FY 2017 CASES FILED AND DISPOSED



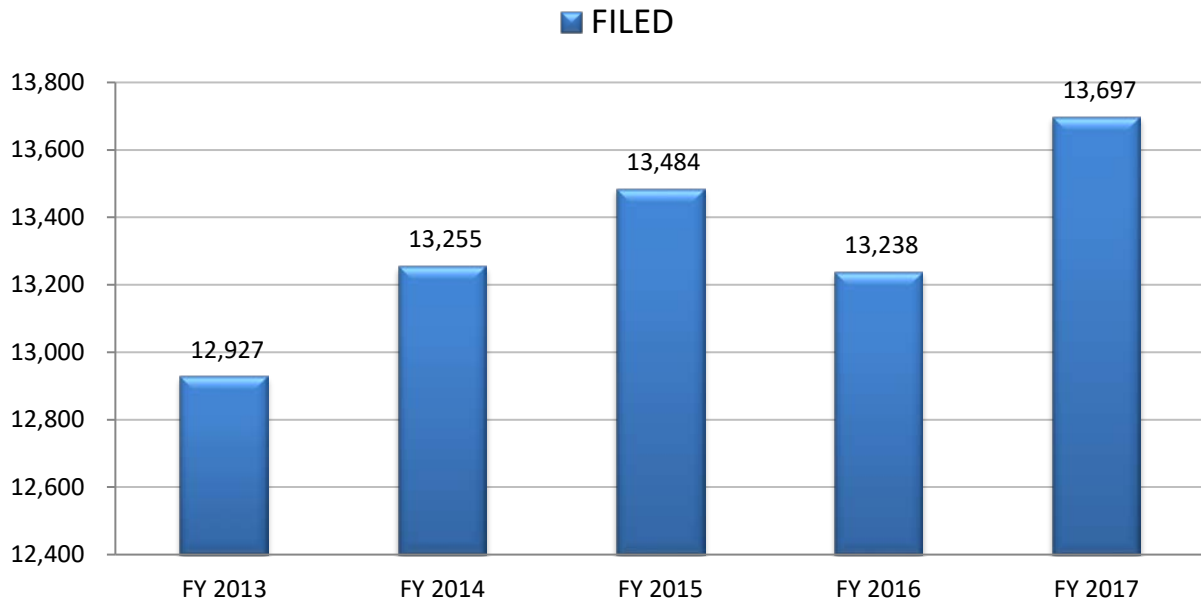
CASES FILED INCLUDES ORIGINAL FILINGS AND TRANSFERS IN.
CASES DISPOSED INCLUDES CASES TERMINATED AND TRANSFERS OUT.

MUNICIPAL COURT TRAFFIC CASE ACTIVITY, FY 2013 - 2017 CASES FILED AND DISPOSED

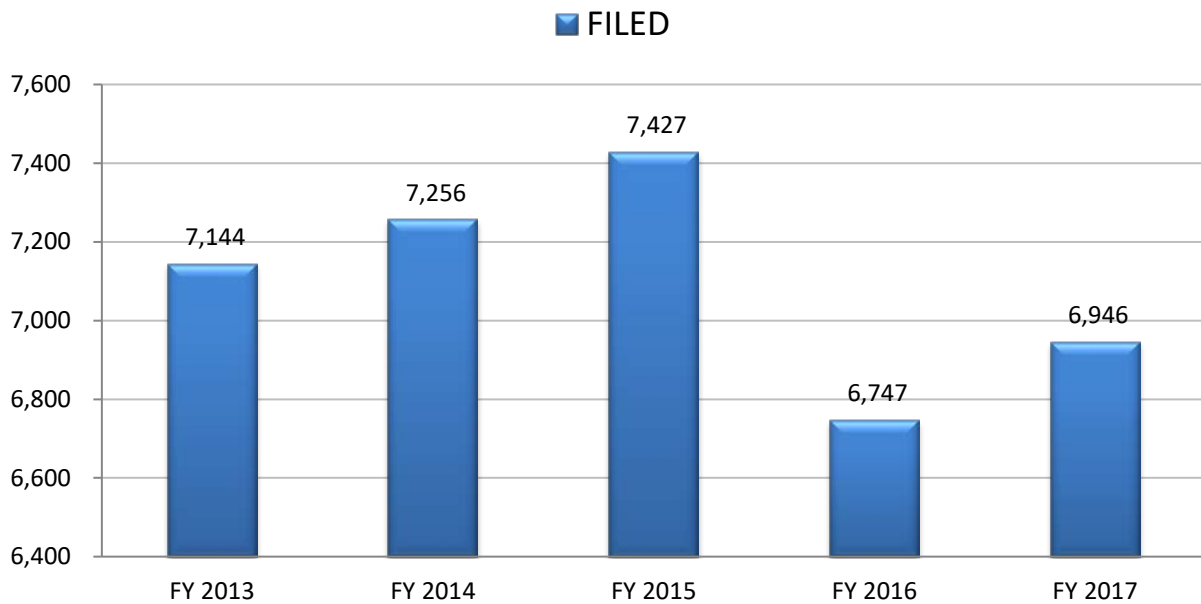


CASES FILED INCLUDES ORIGINAL FILINGS AND TRANSFERS IN.
CASES DISPOSED INCLUDES CASES TERMINATED AND TRANSFERS OUT.

**MUNICIPAL COURT
PETITIONS FOR ORDERS OF PROTECTION
FY 2013 - FY 2017**



**MUNICIPAL COURT
PETITIONS FOR INJUNCTIONS AGAINST HARASSMENT
FY 2013 - FY 2017**



CASES FILED INCLUDES ORIGINAL FILINGS AND TRANSFERS IN.
CASES DISPOSED INCLUDES CASES TERMINATED AND TRANSFERS OUT.