

ABBREVIATIONS
(Appellate)

App. Sp. Examiner	Appointment of Special Examiner
Corp. Comm/ Electr Power.....	Corporation Commission/Electrical Power
Decis	Decisions
Disb.....	Disability
Exam/Admiss.....	Examination/Admission
Extraord.....	Extraordinary
Ind. Comm.	Industrial Commission
Memo	Memorandum
MH Sexual Predator.....	Mental Health Sexual Predator
Pet Rev/PR.....	Petition for Review
Post-Conv. Relief.....	Post-Conviction Relief
Resig..	Resignation
Settlement Conf.	Settlement Conference
SP Action-Other.....	Special Action - Other
Stat. Adj.	Statistical Adjustment
Term.....	Terminated
WCIR.....	Water Case in Review

**SUPREME COURT
Narrative Summary**

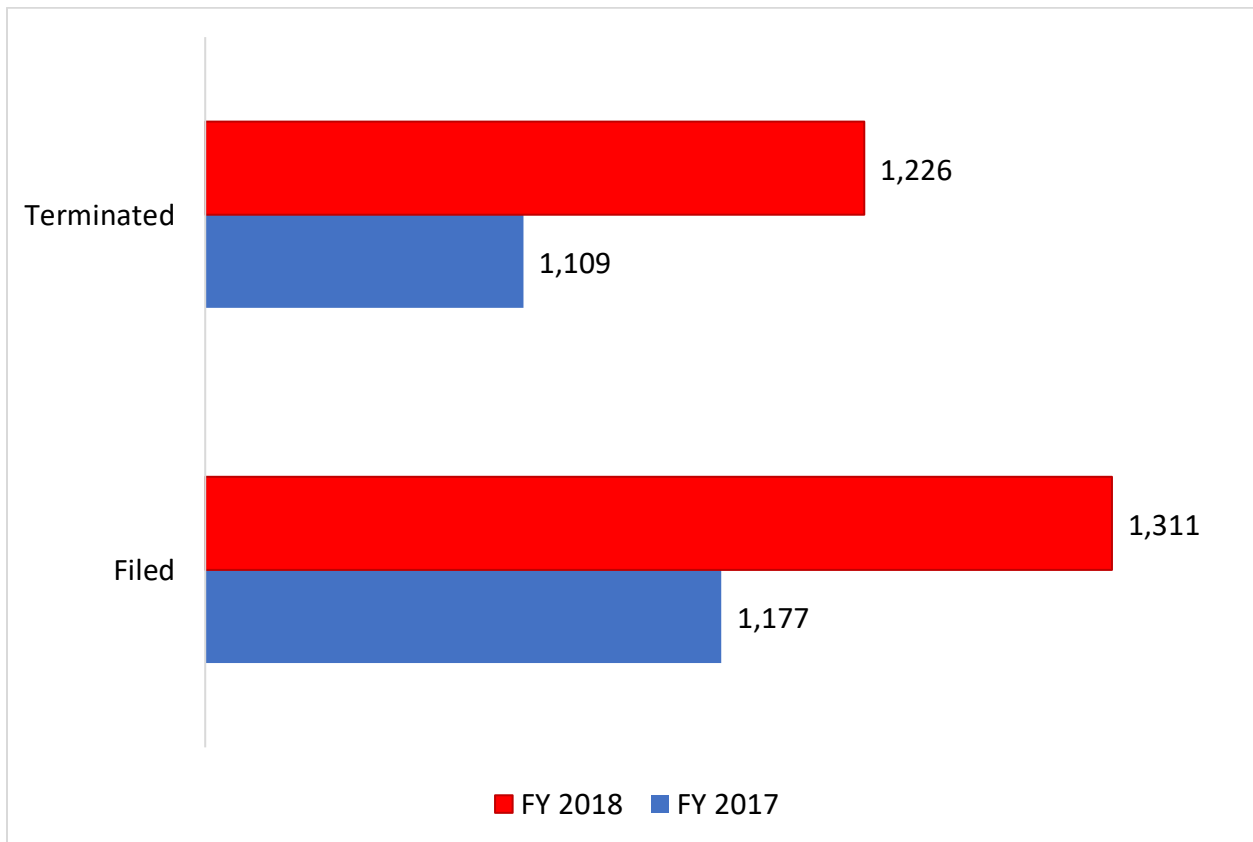
During fiscal year 2018, 1,311 cases were filed in the Supreme Court, an increase of 11% from the 1,177 cases filed during FY 2017. The total petitions for review increased from 883 in FY 2017 to 969 in FY 2018, an increase of 9.7%. Special action case filings also increased, from 103 in FY 2017 to 110 in FY 2018, up 6.8%.

The Supreme Court disposed of 1,226 cases during FY 2018, an increase of 10.6% compared to the 1,109 terminated the previous fiscal year.

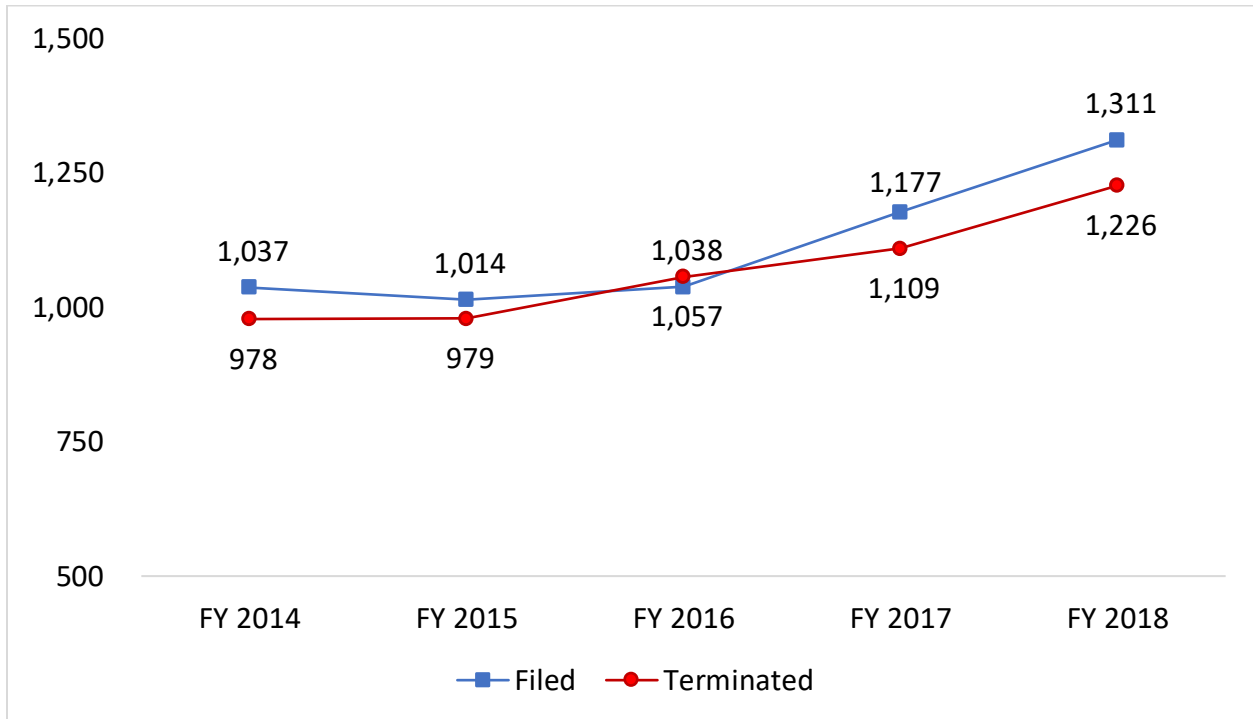
The number of cases pending at the end of the fiscal year increased 19.6% from 496 at the end of FY 2017 to 593 at the end of FY 2018.

Detailed breakdowns of “State Bar Matters” and “All Other Cases” and a State Bar Activity Report follow the filings and terminations summaries of this publication.

Supreme Court Filing and Terminations



Supreme Court Annual Case Activity FY 2014-2018 Cases Filed and Terminated



CASES FILED ARE ORIGINAL FILINGS ONLY.
CASES TERMINATED DO NOT INCLUDE TRANSFERS OUT.

SUPREME COURT CASE ACTIVITY
FISCAL YEAR 2018

ALL CASES ON FILE

TYPE OF ACTION	PENDING 7/1/2017	CASES FILED	REIN- STATED	TRANS- FER IN	TRANS- FER OUT	STAT ADJ	TOTAL CASES ON FILE	FISCAL YEAR 2017	
								PENDING 7/1/2016	CASES FILED
CIVIL APPEALS	0	10	0	0	0	0	10	2	3
CRIMINAL APPEALS	10	5	1	0	0	0	16	10	2
POST-CONV RELIEF	14	10	0	0	0	0	24	15	7
SPECIAL ACTION	8	28	0	0	0	0	36	2	30
SP ACTION-OTHER	24	110	0	0	0	0	134	15	103
STATE BAR MATTERS	19	81	3	0	0	0	103	16	70
HABEAS CORPUS	7	47	0	0	0	0	54	5	23
RULE 28	51	44	0	0	0	0	95	48	51
ALL OTHER CASES	<u>3</u>	<u>7</u>	<u>0</u>	<u>0</u>	<u>0</u>	<u>0</u>	<u>10</u>	<u>3</u>	<u>5</u>
SUBTOTAL	136	342	4	0	0	0	482	116	294
PET REV-CIVIL	135	224	4	0	0	0	363	95	288
PET REV-CRIMINAL	206	674	3	0	0	1	884	191	535
PET REV-IND COMM	3	14	0	0	0	0	17	8	11
PET REV-JUVENILE	15	52	0	0	0	0	67	8	46
PET REV-TAX	<u>1</u>	<u>5</u>	<u>0</u>	<u>0</u>	<u>0</u>	<u>0</u>	<u>6</u>	<u>0</u>	<u>3</u>
SUBTOTAL	360	969	7	0	0	1	1,337	302	883
TOTAL	496	1,311	11	0	0	1	1,819	418	1,177

SUPREME COURT CASE ACTIVITY
FISCAL YEAR 2018

ALL CASES TERMINATED

TYPE OF ACTION	CASES TERMINATED				TOTAL		FISCAL YEAR 2017	
	WRITTEN	MEMO	OTHER	TOTAL	PENDING	TOTAL	PENDING	
	OPINION	DECIS	ORDER[1] DECIS[1]			CASES		CASES
				TERM	6/30/2018	TERM	6/30/2017	
CIVIL APPEALS	0	0	2	5	7	3	5	0
CRIMINAL APPEALS	2	0	1	0	3	13	4	10
POST-CONV RELIEF	1	0	8	0	9	15	8	14
SPECIAL ACTION	4	0	26	0	30	6	24	8
SP ACTION-OTHER	0	0	96	0	96	38	95	24
STATE BAR MATTERS	0	0	73	5	78	25	70	19
HABEAS CORPUS	0	0	42	0	42	12	21	7
RULE 28	0	0	50	0	50	45	49	51
ALL OTHER CASES	<u>1</u>	<u>0</u>	<u>7</u>	<u>0</u>	<u>8</u>	<u>2</u>	<u>5</u>	<u>3</u>
SUBTOTAL	8	0	305	10	323	159	281	136
PET REV-CIVIL	20	0	222	1	243	120	249	135
PET REV-CRIMINAL	15	0	574	1	590	294	522	206
PET REV-IND COMM	0	0	12	0	12	5	16	3
PET REV-JUVENILE	3	0	50	0	53	14	39	15
PET REV-TAX	<u>2</u>	<u>0</u>	<u>3</u>	<u>0</u>	<u>5</u>	<u>1</u>	<u>2</u>	<u>1</u>
SUBTOTAL	40	0	861	2	903	434	828	360
TOTAL	48	0	1,166	12	1,226	593	1,109	496

SUPREME COURT CASE ACTIVITY
FISCAL YEAR 2018

"ALL OTHER CASES" DETAIL
CASES ON FILE

TYPE OF ACTION	PENDING 7/1/2017	CASES FILED	REIN- STATED	TRANS- FER IN	TRANS- FER OUT	STAT ADJ	TOTAL CASES ON FILE	FISCAL YEAR 2017	
								PENDING 7/1/2016	CASES FILED
EXTRAORD MATTERS	0	0	0	0	0	0	0	0	0
JUDICIAL CONDUCT	0	2	0	0	0	0	2	0	0
TRANSFERS	0	3	0	0	0	0	3	1	1
WATER CASES	2	0	0	0	0	0	2	2	0
WCIR CASES	0	0	0	0	0	0	0	0	0
GRAND JURY	0	2	0	0	0	0	2	0	2
CERTIFIED QUESTION	1	0	0	0	0	0	1	0	2
ORIGINAL COMPLAINT	0	0	0	0	0	0	0	0	0
TOTAL	3	7	0	0	0	0	10	3	5

"ALL OTHER CASES" DETAIL
CASES TERMINATED

TYPE OF ACTION	CASES TERMINATED				TOTAL CASES TERM	PENDING 6/30/2018	FISCAL YEAR 2017	
	WRITTEN OPINION	MEMO DECIS	ORDER[1] DECIS[1]	OTHER DECIS[1]			TOTAL CASES TERM	PENDING 6/30/2017
EXTRAORD MATTERS	0	0	0	0	0	0	0	0
JUDICIAL CONDUCT	0	0	2	0	2	0	0	0
TRANSFERS	0	0	3	0	3	0	2	0
WATER CASES	0	0	0	0	0	2	0	2
WCIR CASES	0	0	0	0	0	0	0	0
GRAND JURY	0	0	2	0	2	0	2	0
CERTIFIED QUESTION	1	0	0	0	1	0	1	1
ORIGINAL COMPLAINT	0	0	0	0	0	0	0	0
TOTAL	1	0	7	0	8	2	5	3

SUPREME COURT CASE ACTIVITY
FISCAL YEAR 2018

"STATE BAR MATTERS" DETAIL
MATTERS ON FILE

TYPE OF MATTER	PENDING 7/1/2017	MATTERS FILED	REIN- STATED	STAT ADJ	TOTAL MATTERS ON FILE	FISCAL YEAR 2017	
						PENDING 7/1/2016	MATTERS FILED
DISCIPLINARY	5	11	0	0	16	6	9
TRANSFER TO DISB.	0	0	0	0	0	0	0
CONDITIONAL ADMISS	4	6	1	0	11	1	6
PR EXAM/ADMISS	5	3	0	0	8	6	16
APPT SP EXAMINER	0	0	0	0	0	0	0
RESIG IN GOOD STAND	0	8	0	0	8	0	10
RULE 39	0	0	0	0	0	0	0
RULE 40	1	9	0	0	10	0	7
REINSTATEMENTS	0	14	2	0	16	2	1
MISCELLANEOUS	4	30	0	0	34	1	21
TOTAL	19	81	3	0	103	16	70

"STATE BAR MATTERS" DETAIL
MATTERS TERMINATED

TYPE OF MATTER	MATTERS TERMINATED					TOTAL MATTERS PENDING 6/30/2018	FISCAL YEAR 2017	
	WRITTEN	MEMO	OTHER	TOTAL	TOTAL		PENDING	
	OPINION	DECIS	ORDER[1]	DECIS[1]	TERM		6/30/2017	
DISCIPLINARY	0	0	6	0	6	10	10	5
TRANSFER TO DISB	0	0	0	0	0	0	0	0
CONDITIONAL ADMISS	0	0	7	0	7	4	3	4
PR EXAM/ADMISS	0	0	5	0	5	3	17	5
APPT SP EXAMINER	0	0	0	0	0	0	0	0
RESIG IN GOOD STAND	0	0	8	0	8	0	10	0
RULE 39	0	0	0	0	0	0	0	0
RULE 40	0	0	10	0	10	0	6	1
REINSTATEMENTS	0	0	13	0	13	3	3	0
MISCELLANEOUS	0	0	24	5	29	5	21	4
TOTAL	0	0	73	5	78	25	70	19

SUPREME COURT CASE ACTIVITY
FISCAL YEAR 2018

STATE BAR ACTIVITY REPORT

TYPE OF ACTIVITY	NUMBER	FISCAL YEAR 2017 NUMBER
ADMISSIONS	29	30
ADMISSIONS BY MAIL	417	446
ADMISSIONS BY MOTION [1]	161	176
ADMISSIONS BY TRANSFER [2]	57	47
REINSTATEMENTS	49	61
SERVICE OF COMPLAINT AND SUBPOENAS	0	0
CERTIFICATE OF GOOD STANDING	985	968
ATTORNEYS SUSPENDED	52	219
EXPUNGED	1	0
RULE 38 (CERTIFICATIONS)	414	436
TRANSFERS TO DISABILITY	0	3
TOTAL	2,165	2,386

[1] Admissions by Motion were first reported as a separate category beginning in Fiscal Year 2010.

[2] Admissions by Transfer were first reported as a separate category beginning in Fiscal Year 2013.

COURT OF APPEALS - DIVISION ONE
Narrative Summary

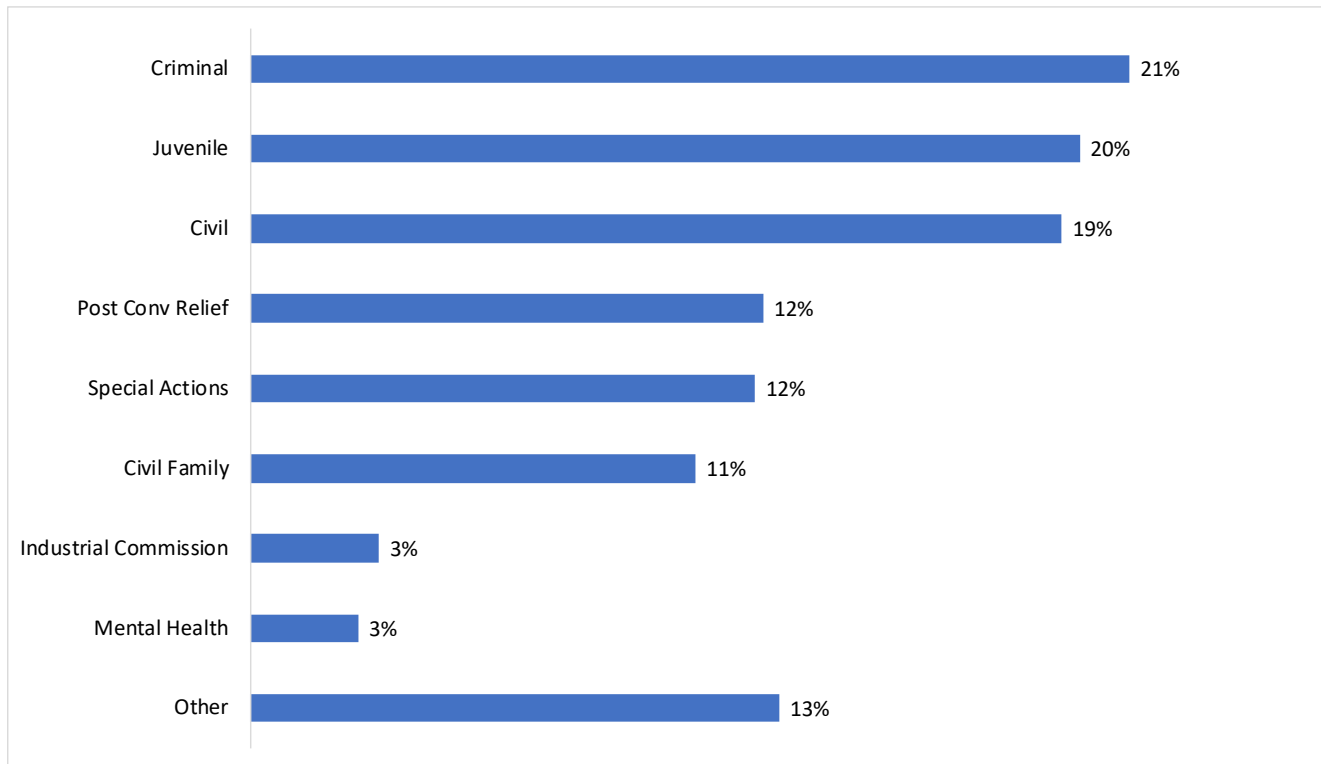
Division One of the Court of Appeals experienced a 10.7% decrease in case filings during fiscal year 2018. Original filings decreased from 3,271 in FY 2017 to 2,954 in FY 2018. An additional 91 cases were reinstated or transferred in during the year. Recent changes to the court's case management system led to changes in statistical reporting. Beginning with FY 2015, the court began reporting civil family appeals separately from general civil appeals. Also, settlement conference and rule 29 appeals/cases are now reported as part of the civil category.

Filings in the unemployment board increased by 19.2% from 489 filings in FY 2017 to 583 in FY 2018. Civil case filings increased slightly, up 4.0% from FY 2017 to FY 2018. Juvenile category filings had the largest numerical decrease, down 20.2% from 620 in FY 2017 to 516 in FY 2018.

Total dispositions increased 21.5%, from 3,009 in FY 2017 to 3,656 in FY 2018. Terminations in the unemployment board, juvenile, and post-conviction relief categories had the greatest impact on the overall increase in terminations.

The total pending caseload decreased by 708 cases from 2,630 on July 1, 2017 to 1,922 on June 30, 2018, an increase of 27.0%.

Court of Appeals, Division One Fiscal Year 2018



***Other** includes the following categories: Unemployment board, Habeas Corpus, Tax and Corporation Commission/Electrical Power cases.*

COURT OF APPEALS CASE ACTIVITY
FISCAL YEAR 2018
DIVISION ONE
ALL CASES ON FILE

TYPE OF ACTION	PENDING 7/1/2017	CASES FILED	REIN- STATED	TRANS- FER IN	TRANS- FER OUT	STAT ADJ	TOTAL ON FILE	FISCAL YEAR 2017	
								PENDING 7/1/2016	CASES FILED
CIVIL	509	505	19	0	2	0	1,031	618	486
CIVIL FAMILY [1]	200	277	8	0	0	0	485	181	295
MENTAL HEALTH	18	65	0	0	0	0	83	27	67
MH SEXUAL PREDATOR	4	2	0	0	0	0	6	1	8
SPECIAL ACTIONS	85	314	14	0	1	0	412	81	309
CRIMINAL	620	547	12	0	0	0	1,179	648	522
POST CONV RELIEF	612	319	34	0	80	0	885	517	373
INDUSTRIAL COMMISSION	53	80	0	0	14	0	119	62	79
JUVENILE	238	516	2	0	0	0	756	195	620
HABEAS CORPUS	3	8	0	0	0	0	11	2	6
UNEMPLOYMENT BOARD	270	311	2	0	0	0	583	4	489
TAX	16	6	0	0	0	0	22	16	16
CORP COMM/ELECTR POWER	2	4	0	0	0	0	6	5	1
TOTAL	2,630	2,954	91	0	97	0	5,578	2,357	3,271

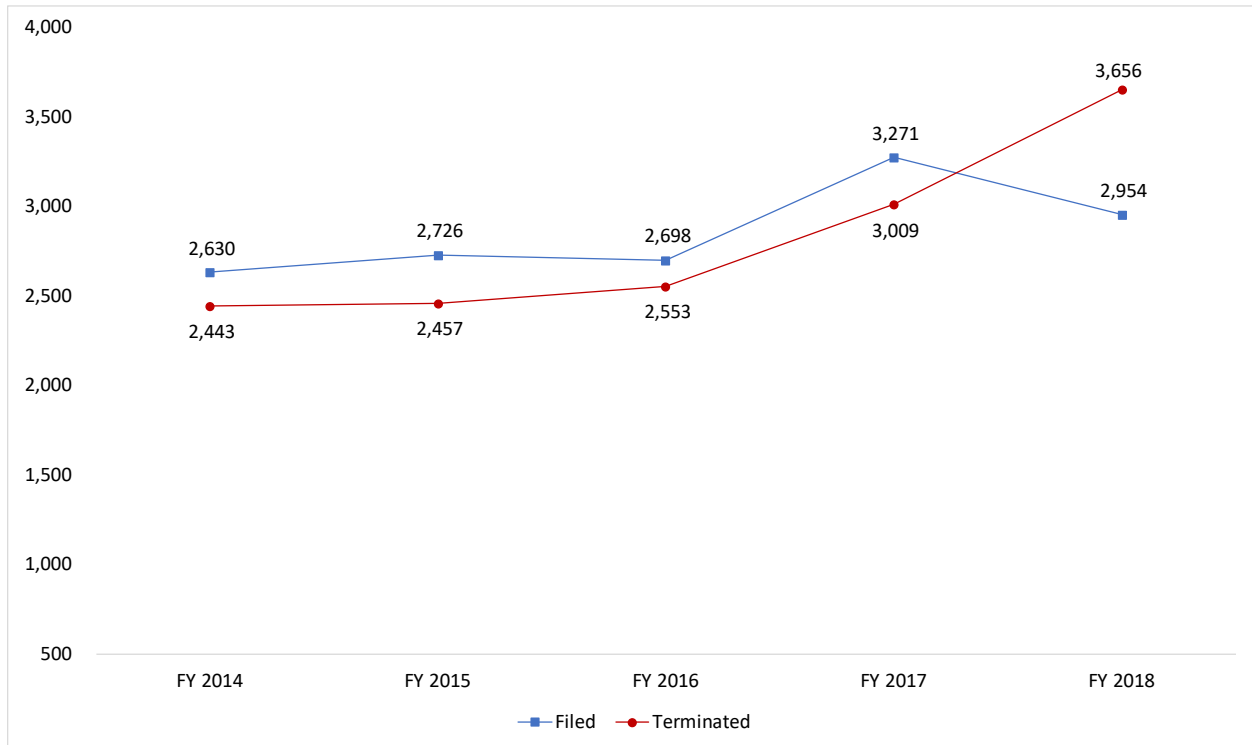
COURT OF APPEALS CASE ACTIVITY
FISCAL YEAR 2018
DIVISION ONE

ALL CASES TERMINATED

TYPE OF ACTION	CASES TERMINATED				TOTAL CASES TERM	PENDING 6/30/2018	FISCAL YEAR 2017	
	WRITTEN OPINION	MEMO DECIS	ORDER	OTHER DECIS			TOTAL CASES TERM	PENDING 6/30/2017
CIVIL	59	236	229	70	594	437	621	509
CIVIL FAMILY [1]	11	118	133	49	311	174	278	200
MENTAL HEALTH	0	1	54	0	55	28	78	18
MH SEXUAL PREDATOR	0	1	5	0	6	0	5	4
SPECIAL ACTIONS	10	24	265	15	314	98	306	85
CRIMINAL	6	402	138	13	559	620	564	620
POST-CONV RELIEF	0	560	63	21	644	241	251	612
INDUSTRIAL COMMISSION	0	40	17	0	57	62	78	53
JUVENILE	5	236	323	3	567	189	580	238
HABEAS CORPUS	0	2	3	3	8	3	5	3
UNEMPLOYMENT BOARD	0	9	519	2	530	53	223	270
TAX	2	6	0	2	10	12	16	16
CORP COMM/ELECTR POWER	0	1	0	0	1	5	4	2
TOTAL	93	1,636	1,749	178	3,656	1,922	3,009	2,630

[1] CIVIL FAMILY WAS FIRST REPORTED AS A SEPARATE LINE ITEM IN FY 2015 FOR DIVISION ONE AND FY 2017 FOR DIVISION TWO. IN PRIOR YEARS THIS CATEGORY WAS COMBINED WITH CIVIL.

Court of Appeals, Division One Annual Case Activity, FY 2014-2018 Cases Filed and Terminated



CASES FILED ARE ORIGINAL FILINGS ONLY.
CASES TERMINATED DO NOT INCLUDE TRANSFERS OUT.

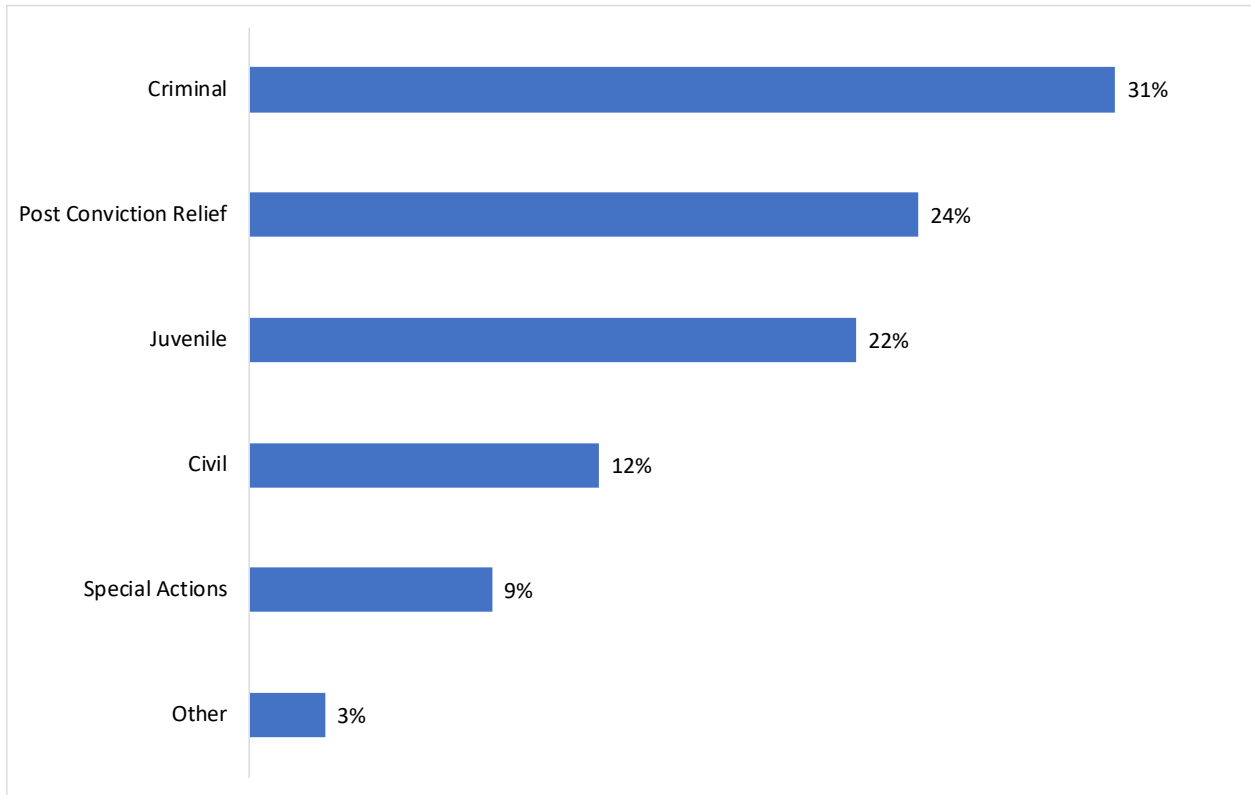
COURT OF APPEALS - DIVISION TWO
Narrative Summary

Filings in Division Two of the Court of Appeals increased from 923 in FY 2017 to 1,707 in FY 2018. Additionally, there were 94 cases, primarily post-conviction relief, transferred into the court during the fiscal year. Filings in the special action and criminal categories increased while in the post-conviction relief and and civil categories filings decreased from the previous fiscal year.

Total terminations increased from 884 in FY 2017 to 967 in FY 2018, up 9.4%. The civil, post-conviction relief, and juvenile categories experienced the most significant increases in terminations from last fiscal year.

The total pending caseload decreased by 20 cases, from 760 on July 1, 2017 to 740 at the end of FY 2018, down 2.6%.

Court of Appeals, Division Two Filings 2018



***"Other" includes the following categories: Mental Health, Industrial Commission, Habeas Corpus, and Corporation Commission.*

COURT OF APPEALS CASE ACTIVITY
 FISCAL YEAR 2018
 DIVISION TWO
 ALL CASES ON FILE

TYPE OF ACTION	PENDING 7/1/2017	CASES FILED	REIN- STATED	TRANS- FER IN	TRANS- FER OUT	STAT ADJ	TOTAL CASES ON FILE	FISCAL YEAR 2017	
								PENDING 7/1/2016	CASES FILED
CIVIL	142	159	0	2	3	1	301	147	165
RULE 29	0	0	0	0	0	0	0	0	0
SETTLEMENT CONF	2	6	0	0	0	0	8	4	8
CIVIL FAMILY [1]	47	41	0	0	-1	0	89	0	61
MENTAL HEALTH	1	5	0	1	1	0	6	3	3
MH SEXUAL PREDATOR	1	0	0	0	0	0	1	1	0
SPECIAL ACTIONS	27	102	0	1	1	0	129	25	91
CRIMINAL	264	197	0	0	0	0	461	266	194
POST CONV RELIEF	166	116	0	76	2	0	356	138	151
INDUSTRIAL COMMISSION	11	0	0	14	0	0	25	4	0
JUVENILE	95	228	0	0	0	0	323	79	243
HABEAS CORPUS	3	4	0	0	0	0	7	2	6
CORP COMM/ELECTR POWER	1	0	0	0	0	0	1	0	1
TOTAL	760	858	0	94	6	1	1,707	669	923

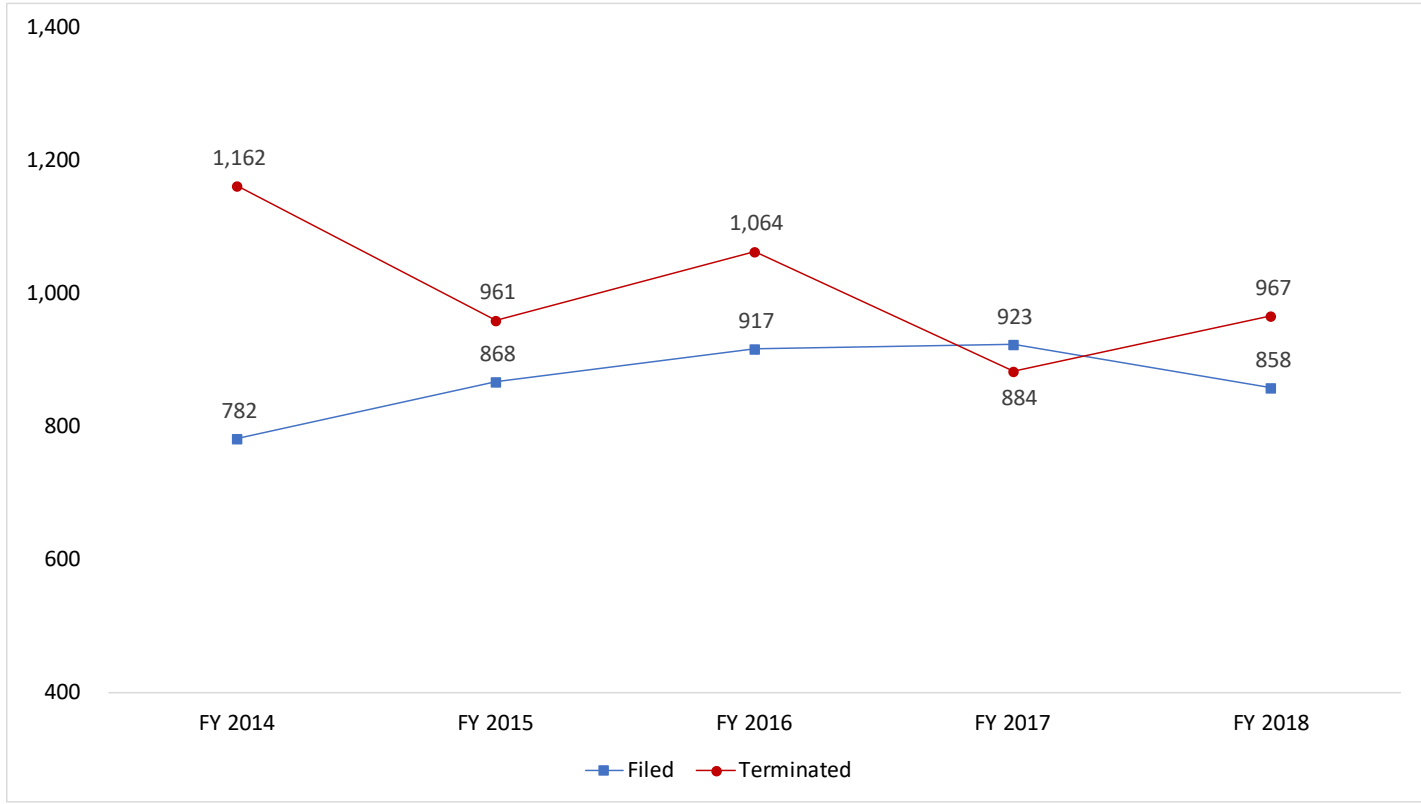
COURT OF APPEALS CASE ACTIVITY
FISCAL YEAR 2018
DIVISION TWO

ALL CASES TERMINATED

TYPE OF ACTION	CASES TERMINATED				TOTAL CASES TERM	PENDING 6/30/2018	FISCAL YEAR 2017	
	WRITTEN OPINION	MEMO DECIS	ORDER	OTHER DECIS			TOTAL CASES TERM	PENDING 6/30/2017
CIVIL	14	64	1	93	172	129	163	142
RULE 29	0	0	0	0	0	0	0	0
SETTLEMENT CONF	0	0	0	6	6	2	10	2
CIVIL FAMILY [1]	4	25	0	23	52	37	14	47
MENTAL HEALTH	0	0	0	2	2	4	5	1
MH SEXUAL PREDATOR	0	1	0	0	1	0	0	1
SPECIAL ACTIONS	4	3	2	81	90	39	87	27
CRIMINAL	15	153	1	21	190	271	196	264
POST-CONV RELIEF	1	171	0	26	198	158	174	166
INDUSTRIAL COMMISSION	0	5	0	7	12	13	4	11
JUVENILE	3	64	0	174	241	82	226	95
HABEAS CORPUS	0	0	0	3	3	4	5	3
CORP COMM/ELECTR POWER	0	0	0	0	0	1	0	1
TOTAL	41	486	4	436	967	740	884	760

[1] CIVIL FAMILY WAS FIRST REPORTED AS A SEPARATE LINE ITEM IN FY 2015 FOR DIVISION ONE AND FY 2017 FOR DIVISION TWO. IN PRIOR YEARS THIS CATEGORY WAS COMBINED WITH CIVIL.

Court of Appeals, Division Two Annual Case Activity, FY 2014-2018 Cases Filed and Terminated



CASES FILED ARE ORIGINAL FILINGS ONLY.
CASES TERMINATED DO NOT INCLUDE TRANSFERS OUT.