

SUPERIOR COURT Narrative Summary

The Superior Court is the state's general jurisdiction trial court. Arizona's Superior Court has 15 branches, one for each county in the state. Superior Court has jurisdiction over all cases except small claims, petty offenses and violations of city ordinance/codes. The Superior Court also acts as an appellate court for Justice and Municipal Courts.

Total filings (including transfers in) increased from 190,158 in FY 2017 to 204,993 this fiscal year. Probate, Mental Health, and Domestic Relations categories all saw increased filings from last fiscal year. Criminal, Civil, and Juvenile categories experienced a decrease in filings.

During FY 2018, Domestic Relations cases accounted for most filings, with 24.5% of the total filing caseload. Criminal and Civil filings account for 26.5% and 27.2%, respectively. Mental Health filings continue to increase and now account for 5.9% of the total case filings during FY 2018.

Beginning with FY 2017, the Supreme Court began collecting more detailed data for the Criminal case categories. Category ranking is determined by the most severe charge on the case for the defendant. Table 1 illustrates the distribution of felony case filings by primary case type at filing. During FY 2018, most defendants with felony filings were charged with drug and property crimes.

Within the Juvenile case type, both Dependency case filings and Delinquent/Incorrigible case filings decreased. Dependency cases decreased by 21.7%, while Delinquency filings decreased slightly by 3.5%. Within the Civil category, Tort Motor and Contract filings increased 6.1% and 19.9%, respectively. Eminent Domain decreased significantly by 72.6%, while Medical Malpractice filings saw an increase by 26.5% compared to last fiscal year.

Petitions for Orders of Protection decreased 12.8%, from 12,778 in FY 2017 to 11,145 in FY 2018. Petitions for Injunctions Against Harassment increased slightly by 1.2%, from 3,717 in FY 2017 to 3,760 in FY 2018.

Total dispositions (including transfers) increased 8.4% from 187,280 in FY 2017 to 202,921 in FY 2018.

Table 1, Felony Filings by Case Type

Felony Filings FY 2018	Statewide Total	
	New Filings	Percent of Total
Case Type		
Person - Homicide	506	1.0%
Person - Sex Offenses	1,018	2.0%
Person - Kidnapping	947	1.9%
Person - Robbery	1,079	2.2%
Person - Aggravated Assault	4,769	9.6%
Person - Other Assaults	491	1.0%
Property - Burglary	3,160	6.3%
Property - Auto Theft	1,372	2.8%
Property - Other	6,760	13.6%
Drug - Possession/Paraphernalia	19,312	38.7%
Drug - Sales/Other	3,136	6.3%
Weapons	1,391	2.8%
Public Order	683	1.4%
Motor Vehicle - DWI / DUI	2,340	4.7%
Motor Vehicle - Serious Violations	71	0.1%
Motor Vehicle - Other	466	0.9%
Other Felony / Unclassified	2,357	4.7%
TOTAL Felony	49,858	100.0%

Note: Figures may not match original published figures due to local court revisions.

ABBREVIATIONS
(Superior Court)

CRIM	Criminal
Delinq.....	Delinquent
DOC/Dept of Corr.....	Department of Corrections
DJC	Department of Juvenile Corrections
Dom Rel	Domestic Relations
Guard/Conserv	Guardianship/Conservatorship
Incorr.....	Incorrigible
Inj	Injunction
JP.....	Justice of the Peace
Juv	Juvenile
L.J. Crt. Appeal.....	Limited Jurisdiction Court Appeals
L.J. Crim/Traf Appeal.....	Limited Jurisdiction Criminal or Traffic Appeals
Med	Medical
Ord. Protection.....	Order of Protection
Post-Conv.....	Post-Conviction Relief
Stat. Corr.....	Statistical Correction
TERM	Termination
Veh.....	Vehicle

Superior Court

Case Activity by Fiscal Year

ARIZONA STATEWIDE TOTAL

		<i>FILINGS</i>	<i>TERMINATIONS</i>
		<i>Fiscal Year</i>	<i>Fiscal Year</i>
		<i>2018</i>	<i>2018</i>
<i>Case Category</i>	<i>Section</i>		
<i>1 Criminal</i>	<i>1 Felony</i>	49,858	48,108
	<i>2 Misdemeanor</i>	51	78
<i>2 Civil</i>	<i>1 Tort</i>	10,379	10,471
	<i>2 Contract</i>	17,399	18,364
	<i>3 Real Property</i>	1,646	1,530
	<i>4 Probate/Estate</i>	21,255	20,517
	<i>5 Mental Health</i>	11,136	8,981
	<i>6 Civil Appeals</i>	261	248
	<i>7 Miscellaneous</i>	228	184
	<i>8 Other Civil</i>	13,266	14,452
<i>3 Domestic Relations</i>	<i>1 Marriage-Domestic Relations</i>	28,832	29,024
	<i>2 Paternity</i>	3,857	3,880
	<i>3 Custody/Parenting Time</i>	3,564	3,594
	<i>4 Support</i>	4,469	4,505
	<i>5 Visitation</i>	149	163
	<i>6 Emancipation of a Minor</i>	25	21
	<i>7 Children Adoption</i>	3,351	3,433
	<i>8 Domestic Violence/Harassment</i>	16,806	16,657
	<i>9 Other Domestic Relations</i>	5,193	5,090
<i>4 Juvenile</i>	<i>1 Juvenile</i>	13,268	13,621
<i>Group Total</i>		204,993	202,921

For more details please see additional data report for each county below.

Superior Court

Case Activity by Fiscal Year

RURAL COUNTIES

		<i>FILINGS</i>	<i>TERMINATIONS</i>
		<i>Fiscal Year</i>	<i>Fiscal Year</i>
		<i>2018</i>	<i>2018</i>
<i>Case Category</i>	<i>Section</i>		
<i>1 Criminal</i>	<i>1 Felony</i>	13,700	13,975
	<i>2 Misdemeanor</i>	50	58
<i>2 Civil</i>	<i>1 Tort</i>	1,075	1,072
	<i>2 Contract</i>	2,914	2,684
	<i>3 Real Property</i>	1,514	1,417
	<i>4 Probate/Estate</i>	4,731	4,371
	<i>5 Mental Health</i>	1,211	1,198
	<i>6 Civil Appeals</i>	65	52
	<i>7 Miscellaneous</i>	142	107
	<i>8 Other Civil</i>	2,934	2,891
<i>3 Domestic Relations</i>	<i>1 Marriage-Domestic Relations</i>	6,261	6,294
	<i>2 Paternity</i>	581	555
	<i>3 Custody/Parenting Time</i>	881	851
	<i>4 Support</i>	1,232	1,301
	<i>5 Visitation</i>	27	29
	<i>6 Emancipation of a Minor</i>	11	8
	<i>7 Children Adoption</i>	97	91
	<i>8 Domestic Violence/Harassment</i>	2,490	2,470
	<i>9 Other Domestic Relations</i>	81	70
<i>4 Juvenile</i>	<i>1 Juvenile</i>	4,311	4,094
<i>Group Total</i>		44,308	43,588

Rural Counties include all counties other than Maricopa and Pima Counties.

For more details please see additional data report for each county below.

Superior Court

Case Activity by Fiscal Year

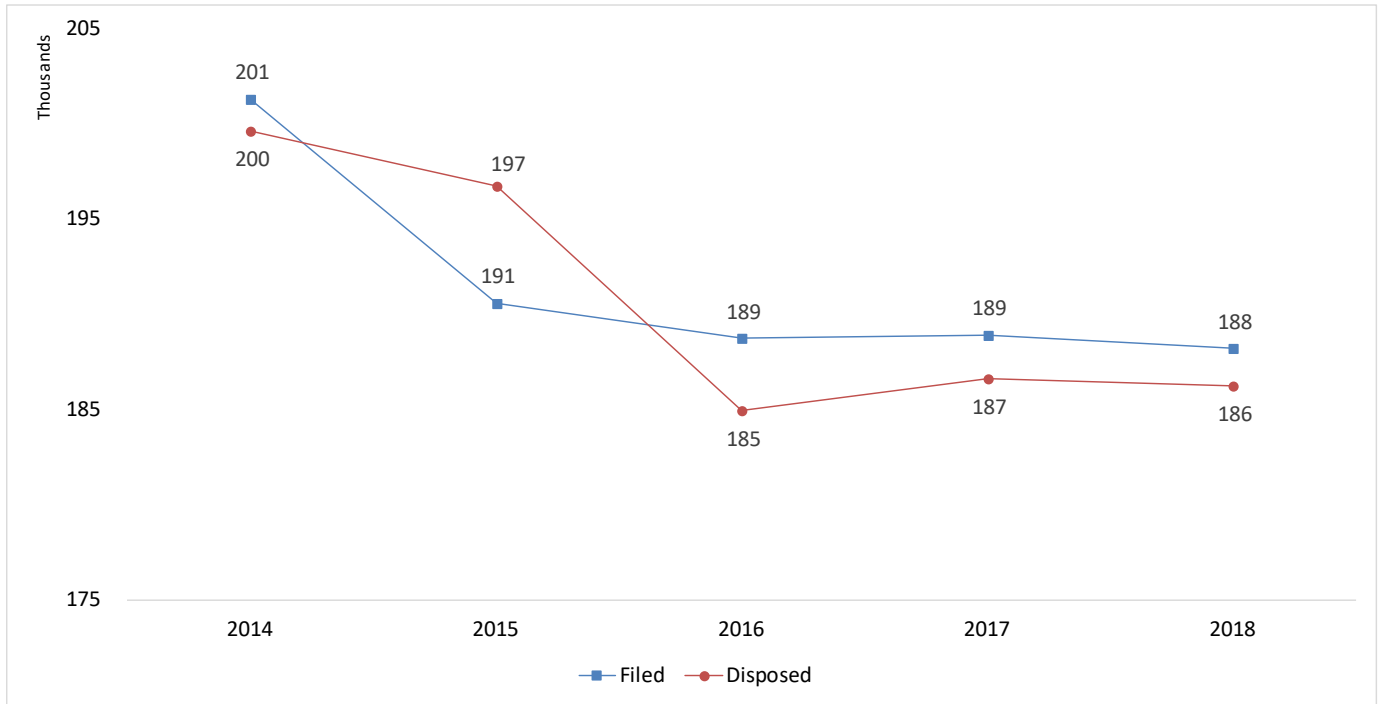
URBAN COUNTIES

		<i>FILINGS</i>	<i>TERMINATIONS</i>
		<i>Fiscal Year</i>	<i>Fiscal Year</i>
		<i>2018</i>	<i>2018</i>
<i>Case Category</i>	<i>Section</i>		
<i>1 Criminal</i>	<i>1 Felony</i>	36,158	34,133
	<i>2 Misdemeanor</i>	1	20
<i>2 Civil</i>	<i>1 Tort</i>	9,304	9,399
	<i>2 Contract</i>	14,485	15,680
	<i>3 Real Property</i>	132	113
	<i>4 Probate/Estate</i>	16,524	16,146
	<i>5 Mental Health</i>	9,925	7,783
	<i>6 Civil Appeals</i>	196	196
	<i>7 Miscellaneous</i>	86	77
	<i>8 Other Civil</i>	10,332	11,561
<i>3 Domestic Relations</i>	<i>1 Marriage-Domestic Relations</i>	22,571	22,730
	<i>2 Paternity</i>	3,276	3,325
	<i>3 Custody/Parenting Time</i>	2,683	2,743
	<i>4 Support</i>	3,237	3,204
	<i>5 Visitation</i>	122	134
	<i>6 Emancipation of a Minor</i>	14	13
	<i>7 Children Adoption</i>	3,254	3,342
	<i>8 Domestic Violence/Harassment</i>	14,316	14,187
	<i>9 Other Domestic Relations</i>	5,112	5,020
<i>4 Juvenile</i>	<i>1 Juvenile</i>	8,957	9,527
<i>Group Total</i>		160,685	159,333

Urban Counties include Maricopa and Pima Counties

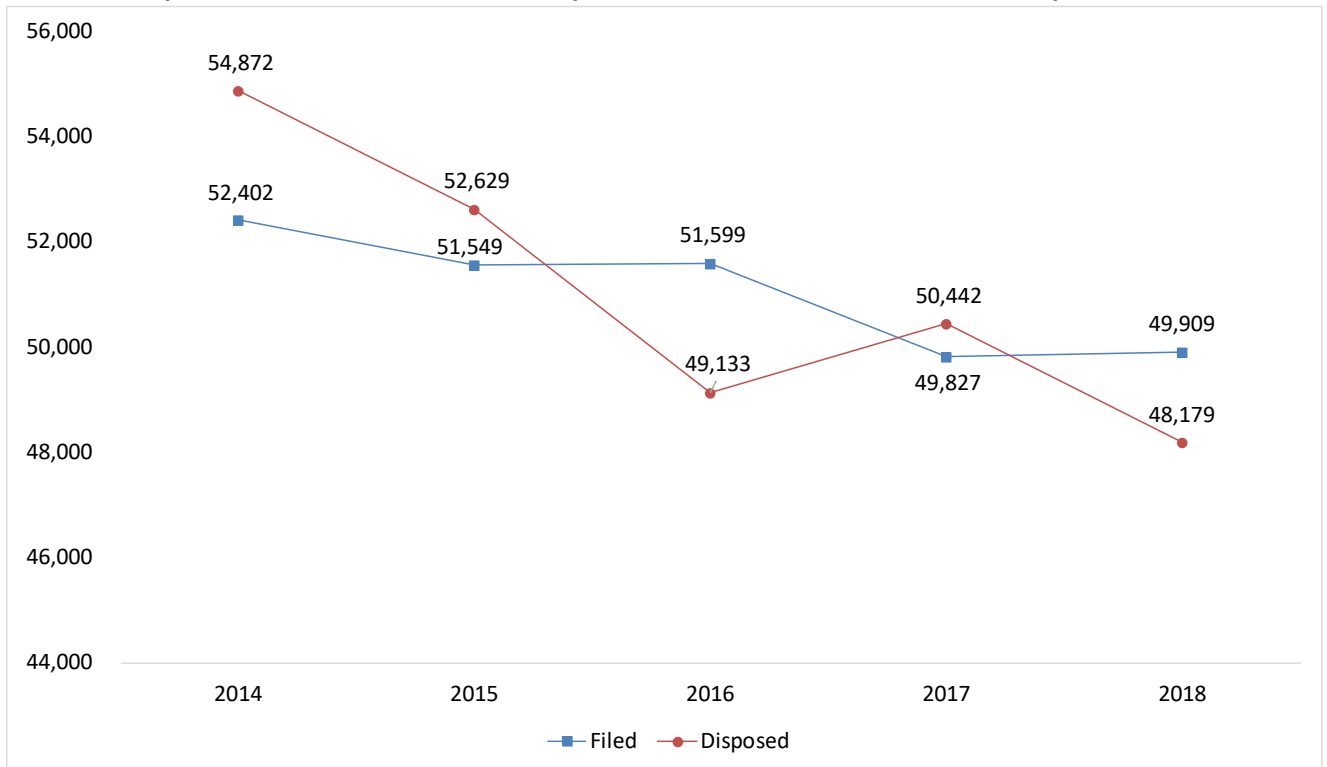
For more details please see additional data report for each county below.

Superior Court Annual Case Activity, FY 2014 – FY 2018 Cases Filed and Disposed

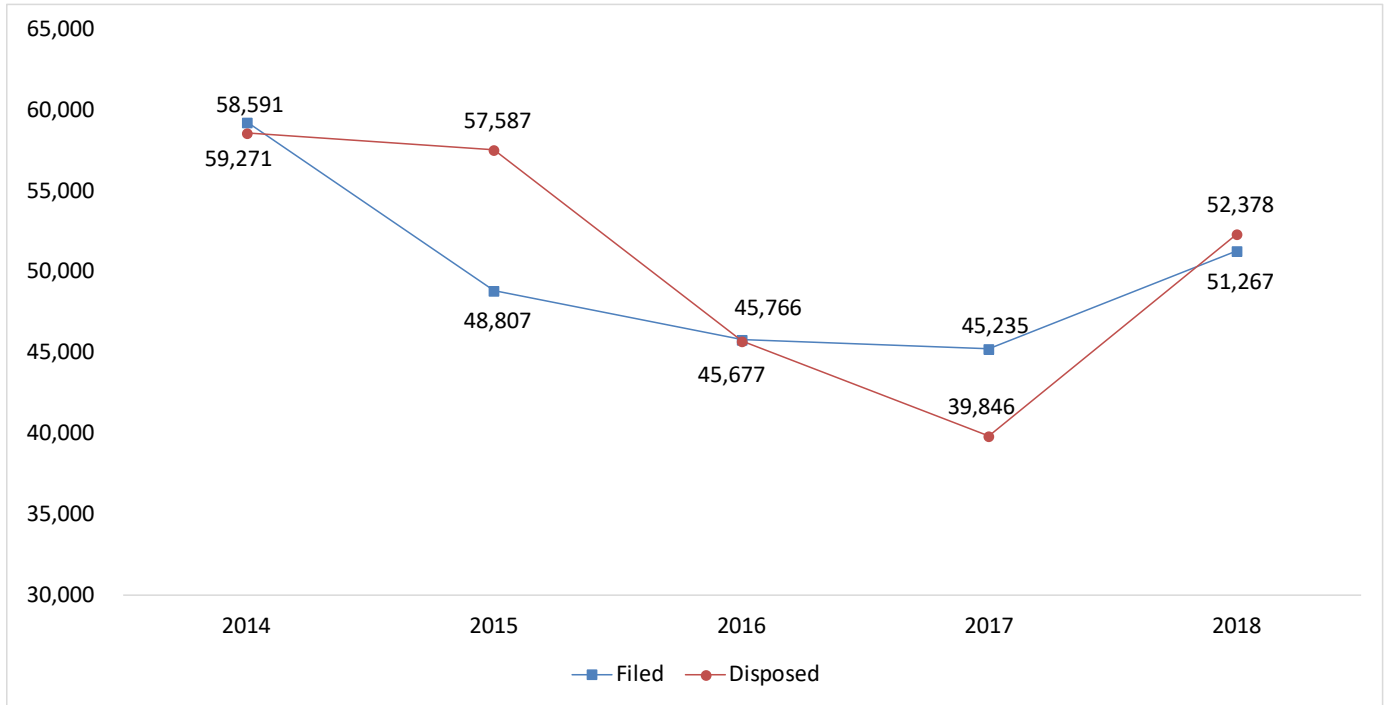


The figure excludes Domestic Violence Petition Orders of Protection and Petitions for Injunction Against Harassment.

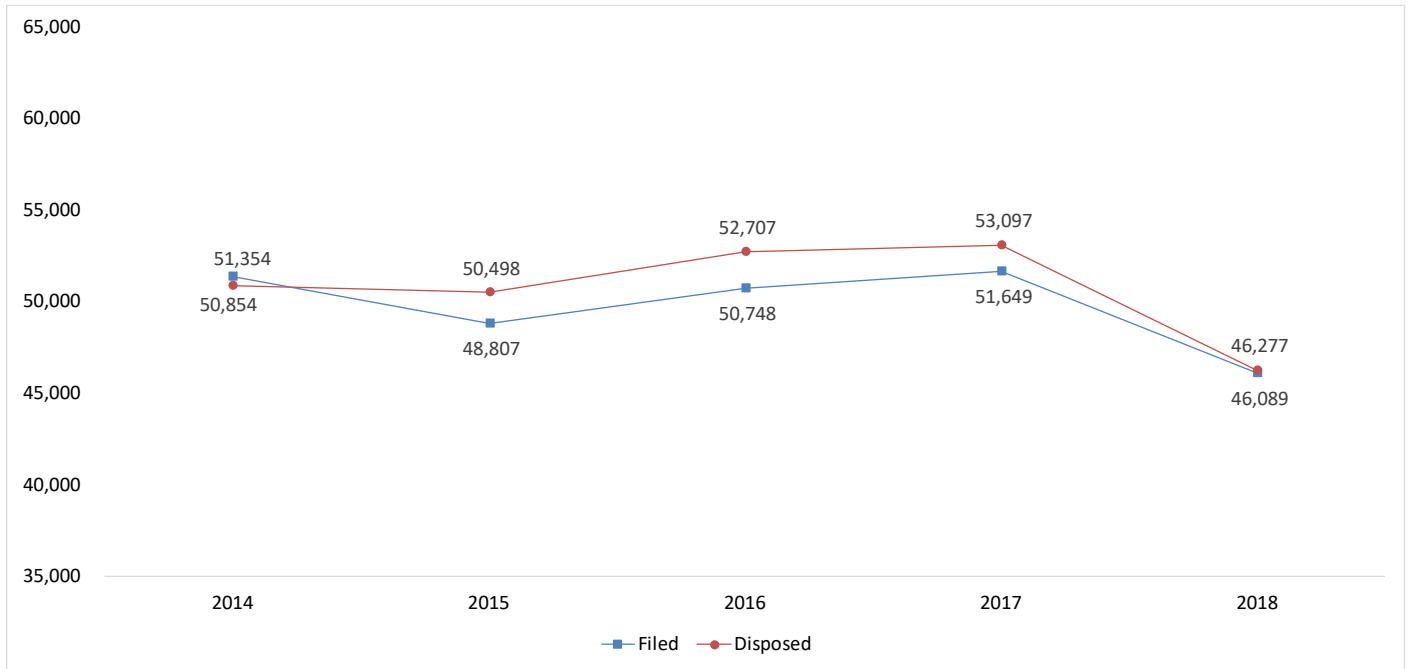
Superior Court Criminal Case Activity, FY 2014 – FY 2018 Cases Filed and Disposed



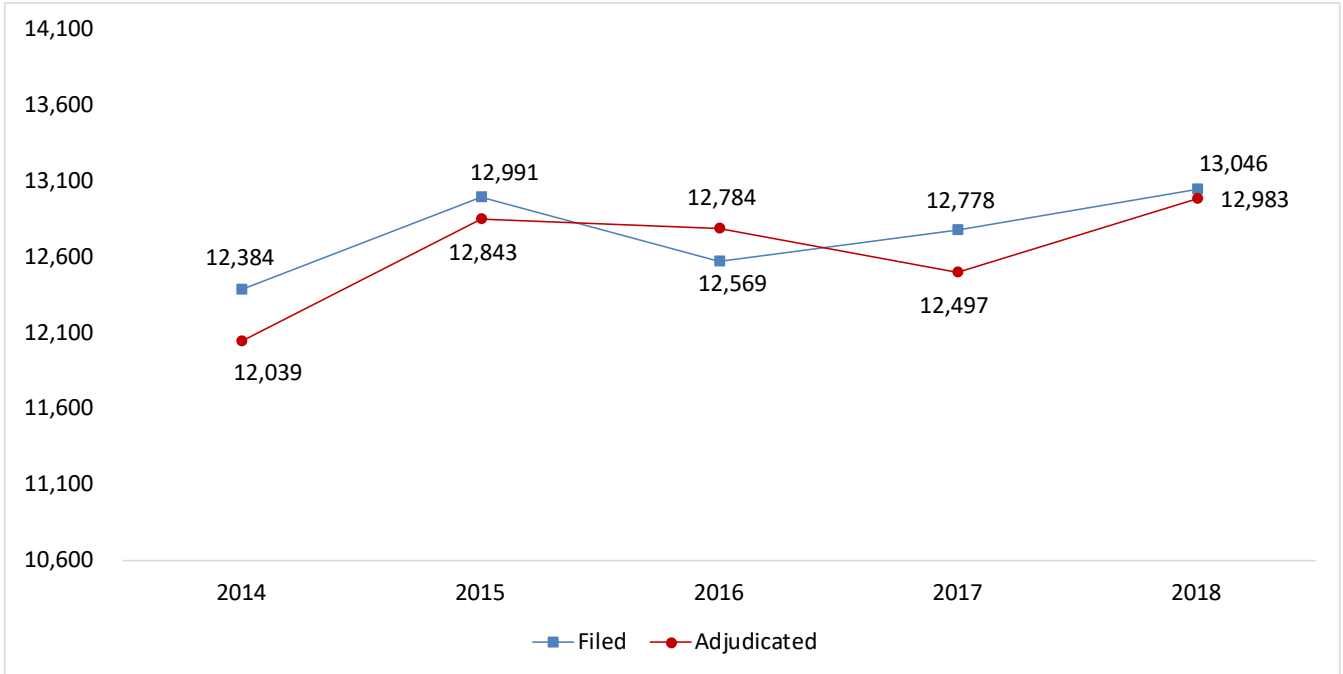
Superior Civil Case Activity, FY 2014 – FY 2018 Cases Filed and Disposed



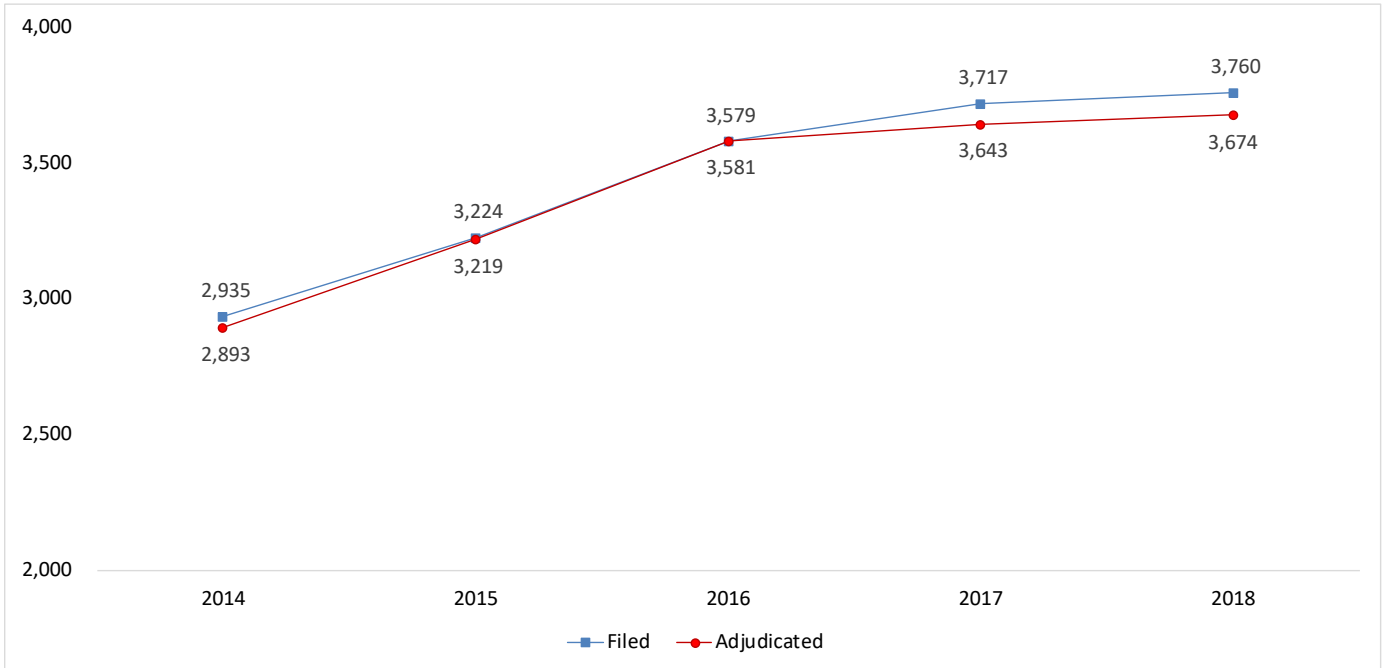
Superior Domestic Relations Case Activity, FY 2014 – FY 2018 Cases Filed and Disposed



Superior Court Petitions for Orders of Protection FY 2014 – FY 2018



Superior Court Petitions for Injunctions Against Harassment FY 2014 – FY 2018



Superior Court

Case Activity by Fiscal Year

APACHE COUNTY

		<i>FILINGS</i>	<i>TERMINATIONS</i>
		<i>Fiscal Year</i>	<i>Fiscal Year</i>
		<i>2018</i>	<i>2018</i>
<i>Case Category</i>	<i>Section</i>		
<i>1 Criminal</i>	<i>1 Felony</i>	516	534
	<i>2 Misdemeanor</i>	1	1
<i>2 Civil</i>	<i>1 Tort</i>	19	14
	<i>2 Contract</i>	60	48
	<i>3 Real Property</i>	63	47
	<i>4 Probate/Estate</i>	126	123
	<i>5 Mental Health</i>	7	10
	<i>6 Civil Appeals</i>	0	0
	<i>7 Miscellaneous</i>	0	3
	<i>8 Other Civil</i>	85	80
<i>3 Domestic Relations</i>	<i>1 Marriage-Domestic Relations</i>	107	98
	<i>2 Paternity</i>	3	3
	<i>3 Custody/Parenting Time</i>	5	10
	<i>4 Support</i>	6	2
	<i>5 Visitation</i>	0	0
	<i>6 Emancipation of a Minor</i>	1	1
	<i>7 Children Adoption</i>	0	0
	<i>8 Domestic Violence/Harassment</i>	16	16
	<i>9 Other Domestic Relations</i>	0	0
<i>4 Juvenile</i>	<i>1 Juvenile</i>	76	71
<i>Group Total</i>		1,091	1,061

For more details please see additional data report for each county below.

Superior Court

Case Activity by Fiscal Year

COCHISE COUNTY

		<i>FILINGS</i>	<i>TERMINATIONS</i>
		<i>Fiscal Year</i>	<i>Fiscal Year</i>
		<i>2018</i>	<i>2018</i>
<i>Case Category</i>	<i>Section</i>		
<i>1 Criminal</i>	<i>1 Felony</i>	973	1,074
	<i>2 Misdemeanor</i>	2	3
<i>2 Civil</i>	<i>1 Tort</i>	54	53
	<i>2 Contract</i>	189	166
	<i>3 Real Property</i>	71	60
	<i>4 Probate/Estate</i>	553	386
	<i>5 Mental Health</i>	162	163
	<i>6 Civil Appeals</i>	3	0
	<i>7 Miscellaneous</i>	7	3
	<i>8 Other Civil</i>	306	322
<i>3 Domestic Relations</i>	<i>1 Marriage-Domestic Relations</i>	649	653
	<i>2 Paternity</i>	70	71
	<i>3 Custody/Parenting Time</i>	70	56
	<i>4 Support</i>	72	67
	<i>5 Visitation</i>	1	1
	<i>6 Emancipation of a Minor</i>	4	3
	<i>7 Children Adoption</i>	0	0
	<i>8 Domestic Violence/Harassment</i>	205	206
	<i>9 Other Domestic Relations</i>	14	9
<i>4 Juvenile</i>	<i>1 Juvenile</i>	236	331
<i>Group Total</i>		3,641	3,627

For more details please see additional data report for each county below.

Superior Court

Case Activity by Fiscal Year

COCONINO COUNTY

		<i>FILINGS</i>	<i>TERMINATIONS</i>
		<i>Fiscal Year</i>	<i>Fiscal Year</i>
		<i>2018</i>	<i>2018</i>
<i>Case Category</i>	<i>Section</i>		
<i>1 Criminal</i>	<i>1 Felony</i>	1,117	1,078
	<i>2 Misdemeanor</i>	1	4
<i>2 Civil</i>	<i>1 Tort</i>	109	98
	<i>2 Contract</i>	201	165
	<i>3 Real Property</i>	38	47
	<i>4 Probate/Estate</i>	280	256
	<i>5 Mental Health</i>	260	259
	<i>6 Civil Appeals</i>	10	9
	<i>7 Miscellaneous</i>	0	0
	<i>8 Other Civil</i>	228	228
<i>3 Domestic Relations</i>	<i>1 Marriage-Domestic Relations</i>	418	439
	<i>2 Paternity</i>	31	28
	<i>3 Custody/Parenting Time</i>	36	32
	<i>4 Support</i>	43	51
	<i>5 Visitation</i>	7	13
	<i>6 Emancipation of a Minor</i>	1	1
	<i>7 Children Adoption</i>	0	0
	<i>8 Domestic Violence/Harassment</i>	8	8
	<i>9 Other Domestic Relations</i>	8	12
<i>4 Juvenile</i>	<i>1 Juvenile</i>	247	243
<i>Group Total</i>		3,043	2,971

For more details please see additional data report for each county below.

Superior Court

Case Activity by Fiscal Year

GILA COUNTY

		<i>FILINGS</i>	<i>TERMINATIONS</i>
		<i>Fiscal Year</i>	<i>Fiscal Year</i>
		<i>2018</i>	<i>2018</i>
<i>Case Category</i>	<i>Section</i>		
<i>1 Criminal</i>	<i>1 Felony</i>	641	637
	<i>2 Misdemeanor</i>	4	6
<i>2 Civil</i>	<i>1 Tort</i>	37	52
	<i>2 Contract</i>	93	86
	<i>3 Real Property</i>	23	24
	<i>4 Probate/Estate</i>	188	137
	<i>5 Mental Health</i>	32	30
	<i>6 Civil Appeals</i>	3	2
	<i>7 Miscellaneous</i>	1	5
	<i>8 Other Civil</i>	176	176
<i>3 Domestic Relations</i>	<i>1 Marriage-Domestic Relations</i>	194	229
	<i>2 Paternity</i>	8	12
	<i>3 Custody/Parenting Time</i>	47	56
	<i>4 Support</i>	49	53
	<i>5 Visitation</i>	0	0
	<i>6 Emancipation of a Minor</i>	0	0
	<i>7 Children Adoption</i>	10	9
	<i>8 Domestic Violence/Harassment</i>	93	89
	<i>9 Other Domestic Relations</i>	6	6
<i>4 Juvenile</i>	<i>1 Juvenile</i>	208	222
<i>Group Total</i>		1,813	1,831

For more details please see additional data report for each county below.

Superior Court Case Activity by Fiscal Year

GRAHAM COUNTY

		<i>FILINGS</i>	<i>TERMINATIONS</i>
		<i>Fiscal Year</i>	<i>Fiscal Year</i>
		<i>2018</i>	<i>2018</i>
<i>Case Category</i>	<i>Section</i>		
<i>1 Criminal</i>	<i>1 Felony</i>	320	443
	<i>2 Misdemeanor</i>	0	2
<i>2 Civil</i>	<i>1 Tort</i>	8	12
	<i>2 Contract</i>	57	49
	<i>3 Real Property</i>	4	10
	<i>4 Probate/Estate</i>	99	53
	<i>5 Mental Health</i>	1	2
	<i>6 Civil Appeals</i>	0	0
	<i>7 Miscellaneous</i>	0	0
	<i>8 Other Civil</i>	36	41
<i>3 Domestic Relations</i>	<i>1 Marriage-Domestic Relations</i>	182	180
	<i>2 Paternity</i>	13	11
	<i>3 Custody/Parenting Time</i>	31	38
	<i>4 Support</i>	36	35
	<i>5 Visitation</i>	1	4
	<i>6 Emancipation of a Minor</i>	0	0
	<i>7 Children Adoption</i>	0	0
	<i>8 Domestic Violence/Harassment</i>	98	95
	<i>9 Other Domestic Relations</i>	0	2
<i>4 Juvenile</i>	<i>1 Juvenile</i>	178	167
<i>Group Total</i>		1,064	1,144

For more details please see additional data report for each county below.

Superior Court

Case Activity by Fiscal Year

GREENLEE COUNTY

		<i>FILINGS</i>	<i>TERMINATIONS</i>
		<i>Fiscal Year</i>	<i>Fiscal Year</i>
		<i>2018</i>	<i>2018</i>
<i>Case Category</i>	<i>Section</i>		
<i>1 Criminal</i>	<i>1 Felony</i>	80	88
	<i>2 Misdemeanor</i>	1	0
<i>2 Civil</i>	<i>1 Tort</i>	3	3
	<i>2 Contract</i>	14	11
	<i>3 Real Property</i>	1	3
	<i>4 Probate/Estate</i>	39	33
	<i>5 Mental Health</i>	0	0
	<i>6 Civil Appeals</i>	0	0
	<i>7 Miscellaneous</i>	0	0
	<i>8 Other Civil</i>	5	7
<i>3 Domestic Relations</i>	<i>1 Marriage-Domestic Relations</i>	65	64
	<i>2 Paternity</i>	0	1
	<i>3 Custody/Parenting Time</i>	7	9
	<i>4 Support</i>	1	2
	<i>5 Visitation</i>	0	0
	<i>6 Emancipation of a Minor</i>	0	0
	<i>7 Children Adoption</i>	0	0
	<i>8 Domestic Violence/Harassment</i>	15	15
	<i>9 Other Domestic Relations</i>	1	0
<i>4 Juvenile</i>	<i>1 Juvenile</i>	26	20
<i>Group Total</i>		258	256

For more details please see additional data report for each county below.

Superior Court

Case Activity by Fiscal Year

LA PAZ COUNTY

		<i>FILINGS</i>	<i>TERMINATIONS</i>
		<i>Fiscal Year</i>	<i>Fiscal Year</i>
		<i>2018</i>	<i>2018</i>
<i>Case Category</i>	<i>Section</i>		
<i>1 Criminal</i>	<i>1 Felony</i>	284	267
	<i>2 Misdemeanor</i>	5	2
<i>2 Civil</i>	<i>1 Tort</i>	14	15
	<i>2 Contract</i>	24	22
	<i>3 Real Property</i>	39	37
	<i>4 Probate/Estate</i>	100	89
	<i>5 Mental Health</i>	0	0
	<i>6 Civil Appeals</i>	2	2
	<i>7 Miscellaneous</i>	0	0
	<i>8 Other Civil</i>	15	14
<i>3 Domestic Relations</i>	<i>1 Marriage-Domestic Relations</i>	73	78
	<i>2 Paternity</i>	2	3
	<i>3 Custody/Parenting Time</i>	12	9
	<i>4 Support</i>	3	10
	<i>5 Visitation</i>	0	0
	<i>6 Emancipation of a Minor</i>	1	1
	<i>7 Children Adoption</i>	0	0
	<i>8 Domestic Violence/Harassment</i>	6	6
	<i>9 Other Domestic Relations</i>	1	2
<i>4 Juvenile</i>	<i>1 Juvenile</i>	31	17
<i>Group Total</i>		612	574

For more details please see additional data report for each county below.

Superior Court

Case Activity by Fiscal Year

MARICOPA COUNTY

		<i>FILINGS</i>	<i>TERMINATIONS</i>
		<i>Fiscal Year</i>	<i>Fiscal Year</i>
		<i>2018</i>	<i>2018</i>
<i>Case Category</i>	<i>Section</i>		
<i>1 Criminal</i>	<i>1 Felony</i>	30,193	28,182
<i>2 Civil</i>	<i>1 Tort</i>	7,822	7,869
	<i>2 Contract</i>	12,522	13,630
	<i>3 Real Property</i>	0	0
	<i>4 Probate/Estate</i>	13,998	14,112
	<i>5 Mental Health</i>	7,928	5,611
	<i>6 Civil Appeals</i>	171	172
	<i>7 Miscellaneous</i>	84	77
	<i>8 Other Civil</i>	7,895	8,362
<i>3 Domestic Relations</i>	<i>1 Marriage-Domestic Relations</i>	18,615	18,884
	<i>2 Paternity</i>	2,591	2,574
	<i>3 Custody/Parenting Time</i>	2,648	2,690
	<i>4 Support</i>	3,074	3,052
	<i>5 Visitation</i>	122	134
	<i>6 Emancipation of a Minor</i>	14	13
	<i>7 Children Adoption</i>	2,504	2,584
	<i>8 Domestic Violence/Harassment</i>	10,943	10,806
	<i>9 Other Domestic Relations</i>	151	138
<i>4 Juvenile</i>	<i>1 Juvenile</i>	6,951	7,229
<i>Group Total</i>		128,226	126,119

For more details please see additional data report for each county below.

Superior Court

Case Activity by Fiscal Year

MOHAVE COUNTY

		<i>FILINGS</i>	<i>TERMINATIONS</i>
		<i>Fiscal Year</i>	<i>Fiscal Year</i>
		<i>2018</i>	<i>2018</i>
<i>Case Category</i>	<i>Section</i>		
<i>1 Criminal</i>	<i>1 Felony</i>	2,022	1,728
	<i>2 Misdemeanor</i>	1	2
<i>2 Civil</i>	<i>1 Tort</i>	159	169
	<i>2 Contract</i>	422	404
	<i>3 Real Property</i>	749	642
	<i>4 Probate/Estate</i>	844	790
	<i>5 Mental Health</i>	88	91
	<i>6 Civil Appeals</i>	5	6
	<i>7 Miscellaneous</i>	1	2
	<i>8 Other Civil</i>	292	307
<i>3 Domestic Relations</i>	<i>1 Marriage-Domestic Relations</i>	895	899
	<i>2 Paternity</i>	82	75
	<i>3 Custody/Parenting Time</i>	168	156
	<i>4 Support</i>	295	299
	<i>5 Visitation</i>	3	2
	<i>6 Emancipation of a Minor</i>	2	0
	<i>7 Children Adoption</i>	0	0
	<i>8 Domestic Violence/Harassment</i>	490	488
	<i>9 Other Domestic Relations</i>	37	26
<i>4 Juvenile</i>	<i>1 Juvenile</i>	563	471
<i>Group Total</i>		7,118	6,557

For more details please see additional data report for each county below.

Superior Court

Case Activity by Fiscal Year

NAVAJO COUNTY

		<i>FILINGS</i>	<i>TERMINATIONS</i>
		<i>Fiscal Year</i>	<i>Fiscal Year</i>
		<i>2018</i>	<i>2018</i>
<i>Case Category</i>	<i>Section</i>		
<i>1 Criminal</i>	<i>1 Felony</i>	972	1,123
	<i>2 Misdemeanor</i>	13	16
<i>2 Civil</i>	<i>1 Tort</i>	56	63
	<i>2 Contract</i>	223	176
	<i>3 Real Property</i>	69	95
	<i>4 Probate/Estate</i>	298	323
	<i>5 Mental Health</i>	76	76
	<i>6 Civil Appeals</i>	10	4
	<i>7 Miscellaneous</i>	91	51
	<i>8 Other Civil</i>	111	111
<i>3 Domestic Relations</i>	<i>1 Marriage-Domestic Relations</i>	293	287
	<i>2 Paternity</i>	14	16
	<i>3 Custody/Parenting Time</i>	55	46
	<i>4 Support</i>	71	59
	<i>5 Visitation</i>	0	0
	<i>6 Emancipation of a Minor</i>	0	0
	<i>7 Children Adoption</i>	19	20
	<i>8 Domestic Violence/Harassment</i>	28	25
	<i>9 Other Domestic Relations</i>	0	1
<i>4 Juvenile</i>	<i>1 Juvenile</i>	186	152
<i>Group Total</i>		2,585	2,644

For more details please see additional data report for each county below.

Superior Court Case Activity by Fiscal Year

PIMA COUNTY

		<i>FILINGS</i>	<i>TERMINATIONS</i>
		<i>Fiscal Year</i>	<i>Fiscal Year</i>
		<i>2018</i>	<i>2018</i>
<i>Case Category</i>	<i>Section</i>		
<i>1 Criminal</i>	<i>1 Felony</i>	5,965	5,951
	<i>2 Misdemeanor</i>	1	20
<i>2 Civil</i>	<i>1 Tort</i>	1,482	1,530
	<i>2 Contract</i>	1,963	2,050
	<i>3 Real Property</i>	132	113
	<i>4 Probate/Estate</i>	2,526	2,034
	<i>5 Mental Health</i>	1,997	2,172
	<i>6 Civil Appeals</i>	25	24
	<i>7 Miscellaneous</i>	2	0
	<i>8 Other Civil</i>	2,437	3,199
<i>3 Domestic Relations</i>	<i>1 Marriage-Domestic Relations</i>	3,956	3,846
	<i>2 Paternity</i>	685	751
	<i>3 Custody/Parenting Time</i>	35	53
	<i>4 Support</i>	163	152
	<i>5 Visitation</i>	0	0
	<i>6 Emancipation of a Minor</i>	0	0
	<i>7 Children Adoption</i>	750	758
	<i>8 Domestic Violence/Harassment</i>	3,373	3,381
	<i>9 Other Domestic Relations</i>	4,961	4,882
<i>4 Juvenile</i>	<i>1 Juvenile</i>	2,006	2,298
<i>Group Total</i>		32,459	33,214

For more details please see additional data report for each county below.

Superior Court

Case Activity by Fiscal Year

PINAL COUNTY

		<i>FILINGS</i>	<i>TERMINATIONS</i>
		<i>Fiscal Year</i>	<i>Fiscal Year</i>
		<i>2018</i>	<i>2018</i>
<i>Case Category</i>	<i>Section</i>		
<i>1 Criminal</i>	<i>1 Felony</i>	3,000	3,181
	<i>2 Misdemeanor</i>	2	9
<i>2 Civil</i>	<i>1 Tort</i>	220	219
	<i>2 Contract</i>	831	790
	<i>3 Real Property</i>	154	153
	<i>4 Probate/Estate</i>	784	874
	<i>5 Mental Health</i>	212	196
	<i>6 Civil Appeals</i>	18	18
	<i>7 Miscellaneous</i>	21	19
	<i>8 Other Civil</i>	770	698
<i>3 Domestic Relations</i>	<i>1 Marriage-Domestic Relations</i>	1,303	1,255
	<i>2 Paternity</i>	188	156
	<i>3 Custody/Parenting Time</i>	212	198
	<i>4 Support</i>	231	243
	<i>5 Visitation</i>	7	4
	<i>6 Emancipation of a Minor</i>	1	0
	<i>7 Children Adoption</i>	11	17
	<i>8 Domestic Violence/Harassment</i>	577	569
	<i>9 Other Domestic Relations</i>	5	5
<i>4 Juvenile</i>	<i>1 Juvenile</i>	848	831
<i>Group Total</i>		9,395	9,435

For more details please see additional data report for each county below.

Superior Court

Case Activity by Fiscal Year

SANTA CRUZ COUNTY

		<i>FILINGS</i>	<i>TERMINATIONS</i>
		<i>Fiscal Year</i>	<i>Fiscal Year</i>
		<i>2018</i>	<i>2018</i>
<i>Case Category</i>	<i>Section</i>		
<i>1 Criminal</i>	<i>1 Felony</i>	234	230
	<i>2 Misdemeanor</i>	3	1
<i>2 Civil</i>	<i>1 Tort</i>	22	21
	<i>2 Contract</i>	101	114
	<i>3 Real Property</i>	68	60
	<i>4 Probate/Estate</i>	144	141
	<i>5 Mental Health</i>	13	13
	<i>6 Civil Appeals</i>	4	3
	<i>7 Miscellaneous</i>	15	19
	<i>8 Other Civil</i>	90	89
<i>3 Domestic Relations</i>	<i>1 Marriage-Domestic Relations</i>	170	177
	<i>2 Paternity</i>	20	29
	<i>3 Custody/Parenting Time</i>	22	25
	<i>4 Support</i>	80	99
	<i>5 Visitation</i>	1	0
	<i>6 Emancipation of a Minor</i>	0	0
	<i>7 Children Adoption</i>	5	6
	<i>8 Domestic Violence/Harassment</i>	108	110
	<i>9 Other Domestic Relations</i>	0	0
<i>4 Juvenile</i>	<i>1 Juvenile</i>	171	182
<i>Group Total</i>		1,271	1,319

For more details please see additional data report for each county below.

Superior Court Case Activity by Fiscal Year

YAVAPAI COUNTY

		<i>FILINGS</i>	<i>TERMINATIONS</i>
		<i>Fiscal Year</i>	<i>Fiscal Year</i>
		<i>2018</i>	<i>2018</i>
<i>Case Category</i>	<i>Section</i>		
<i>1 Criminal</i>	<i>1 Felony</i>	2,306	2,217
	<i>2 Misdemeanor</i>	17	9
<i>2 Civil</i>	<i>1 Tort</i>	207	190
	<i>2 Contract</i>	412	419
	<i>3 Real Property</i>	126	133
	<i>4 Probate/Estate</i>	625	538
	<i>5 Mental Health</i>	72	70
	<i>6 Civil Appeals</i>	9	8
	<i>7 Miscellaneous</i>	4	3
	<i>8 Other Civil</i>	539	543
<i>3 Domestic Relations</i>	<i>1 Marriage-Domestic Relations</i>	1,052	1,057
	<i>2 Paternity</i>	75	65
	<i>3 Custody/Parenting Time</i>	112	100
	<i>4 Support</i>	104	120
	<i>5 Visitation</i>	1	2
	<i>6 Emancipation of a Minor</i>	1	2
	<i>7 Children Adoption</i>	1	1
	<i>8 Domestic Violence/Harassment</i>	239	236
	<i>9 Other Domestic Relations</i>	3	3
<i>4 Juvenile</i>	<i>1 Juvenile</i>	639	537
<i>Group Total</i>		6,544	6,253

For more details please see additional data report for each county below.

Superior Court Case Activity by Fiscal Year

YUMA COUNTY

		<i>FILINGS</i>	<i>TERMINATIONS</i>
		<i>Fiscal Year</i>	<i>Fiscal Year</i>
		<i>2018</i>	<i>2018</i>
<i>Case Category</i>	<i>Section</i>		
<i>1 Criminal</i>	<i>1 Felony</i>	1,235	1,375
	<i>2 Misdemeanor</i>	0	3
<i>2 Civil</i>	<i>1 Tort</i>	167	163
	<i>2 Contract</i>	287	234
	<i>3 Real Property</i>	109	106
	<i>4 Probate/Estate</i>	651	628
	<i>5 Mental Health</i>	288	288
	<i>6 Civil Appeals</i>	1	0
	<i>7 Miscellaneous</i>	2	2
	<i>8 Other Civil</i>	281	275
<i>3 Domestic Relations</i>	<i>1 Marriage-Domestic Relations</i>	860	878
	<i>2 Paternity</i>	75	85
	<i>3 Custody/Parenting Time</i>	104	116
	<i>4 Support</i>	241	261
	<i>5 Visitation</i>	6	3
	<i>6 Emancipation of a Minor</i>	0	0
	<i>7 Children Adoption</i>	51	38
	<i>8 Domestic Violence/Harassment</i>	607	607
	<i>9 Other Domestic Relations</i>	6	4
<i>4 Juvenile</i>	<i>1 Juvenile</i>	902	850
<i>Group Total</i>		5,873	5,916

For more details please see additional data report for each county below.

Superior Court Case Activity by Fiscal Year

ARIZONA STATEWIDE TOTAL, _

CRIMINAL

			<i>FILINGS</i>	<i>TERMINATIONS</i>
			<i>Fiscal Year</i>	<i>Fiscal Year</i>
			<i>2018</i>	<i>2018</i>
<i>Section</i>	<i>Section Number</i>	<i>Case Type</i>		
1 Felony	1A	Person - Homicide	506	457
	1B	Person - Sex Offenses	1,018	1,009
	1C	Person - Kidnapping	947	983
	1D	Person - Robbery	1,079	1,091
	1E	Person - Aggravated Assault	4,769	4,738
	1F	Person - Other Assaults	491	530
	1G	Property - Burglary	3,160	3,104
	1H	Property - Auto Theft	1,372	1,409
	1I	Property - Other	6,760	6,673
	1J	Drug - Possession/Paraphernalia	19,312	17,648
	1K	Drug - Sales/Other	3,136	3,204
	1L	Weapons	1,391	1,320
	1M	Public Order	683	714
	1N	Motor Vehicle - DWI / DUI	2,340	2,262
	1O	Motor Vehicle - Serious Violations	71	79
	1P	Motor Vehicle - Other	466	423
	1Q	Other Felony / Unclassified	2,357	2,464
<i>Group Total</i>			49,858	48,108

(Continued)

Superior Court Case Activity by Fiscal Year

ARIZONA STATEWIDE TOTAL, _

CRIMINAL

			<i>FILINGS</i>	<i>TERMINATIONS</i>
			<i>Fiscal Year</i>	<i>Fiscal Year</i>
			<i>2018</i>	<i>2018</i>
<i>Section</i>	<i>Section Number</i>	<i>Case Type</i>		
<i>2 Misdemeanor</i>				
	<i>1S</i>	<i>Misdemeanor</i>	51	78
	<i>Group Total</i>		51	78
<i>Group Total</i>			49,909	48,186

Superior Court Case Activity by Fiscal Year

RURAL COUNTIES, _

CRIMINAL

			<i>FILINGS</i>	<i>TERMINATIONS</i>
			<i>Fiscal Year</i>	<i>Fiscal Year</i>
			<i>2018</i>	<i>2018</i>
<i>Section</i>	<i>Section Number</i>	<i>Case Type</i>		
1 Felony	1A	Person - Homicide	143	141
	1B	Person - Sex Offenses	344	360
	1C	Person - Kidnapping	191	229
	1D	Person - Robbery	154	143
	1E	Person - Aggravated Assault	1,476	1,494
	1F	Person - Other Assaults	245	271
	1G	Property - Burglary	943	992
	1H	Property - Auto Theft	376	394
	1I	Property - Other	2,294	2,411
	1J	Drug - Possession/Paraphernalia	4,049	4,002
	1K	Drug - Sales/Other	1,556	1,478
	1L	Weapons	214	252
	1M	Public Order	240	251
	1N	Motor Vehicle - DWI / DUI	625	667
	1O	Motor Vehicle - Serious Violations	16	15
	1P	Motor Vehicle - Other	117	132
	1Q	Other Felony / Unclassified	717	743
<i>Group Total</i>			13,700	13,975
2 Misdemeanor	<i>Section Number</i>	<i>Case Type</i>		
	1S	Misdemeanor	50	58
	<i>Group Total</i>			50
<i>Group Total</i>			13,750	14,033

Superior Court Case Activity by Fiscal Year

URBAN COUNTIES, _

CRIMINAL

			<i>FILINGS</i>	<i>TERMINATIONS</i>
			<i>Fiscal Year</i>	<i>Fiscal Year</i>
			<i>2018</i>	<i>2018</i>
<i>Section</i>	<i>Section Number</i>	<i>Case Type</i>		
1 Felony	1A	Person - Homicide	363	316
	1B	Person - Sex Offenses	674	649
	1C	Person - Kidnapping	756	754
	1D	Person - Robbery	925	948
	1E	Person - Aggravated Assault	3,293	3,244
	1F	Person - Other Assaults	246	259
	1G	Property - Burglary	2,217	2,112
	1H	Property - Auto Theft	996	1,015
	1I	Property - Other	4,466	4,262
	1J	Drug - Possession/Paraphernalia	15,263	13,646
	1K	Drug - Sales/Other	1,580	1,726
	1L	Weapons	1,177	1,068
	1M	Public Order	443	463
	1N	Motor Vehicle - DWI / DUI	1,715	1,595
	1O	Motor Vehicle - Serious Violations	55	64
	1P	Motor Vehicle - Other	349	291
	1Q	Other Felony / Unclassified	1,640	1,721
	<i>Group Total</i>			36,158
2 Misdemeanor	<i>Section Number</i>	<i>Case Type</i>		
	1S	Misdemeanor	1	20
	<i>Group Total</i>		1	20
<i>Group Total</i>			36,159	34,153

Superior Court Case Activity by Fiscal Year

APACHE COUNTY, _

CRIMINAL

			<i>FILINGS</i>	<i>TERMINATIONS</i>
			<i>Fiscal Year</i>	<i>Fiscal Year</i>
			<i>2018</i>	<i>2018</i>
<i>Section</i>	<i>Section Number</i>	<i>Case Type</i>		
1 Felony	1A	Person - Homicide	5	6
	1B	Person - Sex Offenses	8	7
	1C	Person - Kidnapping	3	4
	1D	Person - Robbery	3	6
	1E	Person - Aggravated Assault	42	41
	1F	Person - Other Assaults	16	16
	1G	Property - Burglary	18	36
	1H	Property - Auto Theft	8	17
	1I	Property - Other	34	40
	1J	Drug - Possession/Paraphernalia	194	169
	1K	Drug - Sales/Other	129	125
	1L	Weapons	5	11
	1M	Public Order	7	5
	1N	Motor Vehicle - DWI / DUI	24	31
	1O	Motor Vehicle - Serious Violations	0	0
	1P	Motor Vehicle - Other	0	1
	1Q	Other Felony / Unclassified	20	19
	<i>Group Total</i>			516
2 Misdemeanor	<i>Section Number</i>	<i>Case Type</i>		
	1S	Misdemeanor	1	1
	<i>Group Total</i>			1
<i>Group Total</i>			517	535

Superior Court Case Activity by Fiscal Year

COCHISE COUNTY, _

CRIMINAL

			<i>FILINGS</i>	<i>TERMINATIONS</i>
			<i>Fiscal Year</i>	<i>Fiscal Year</i>
			<i>2018</i>	<i>2018</i>
<i>Section</i>	<i>Section Number</i>	<i>Case Type</i>		
1 Felony	1A	Person - Homicide	10	10
	1B	Person - Sex Offenses	39	25
	1C	Person - Kidnapping	42	50
	1D	Person - Robbery	6	8
	1E	Person - Aggravated Assault	69	72
	1F	Person - Other Assaults	16	18
	1G	Property - Burglary	105	148
	1H	Property - Auto Theft	21	21
	1I	Property - Other	172	193
	1J	Drug - Possession/Paraphernalia	232	236
	1K	Drug - Sales/Other	165	171
	1L	Weapons	20	20
	1M	Public Order	5	5
	1N	Motor Vehicle - DWI / DUI	26	34
	1O	Motor Vehicle - Serious Violations	0	0
	1P	Motor Vehicle - Other	9	17
	1Q	Other Felony / Unclassified	36	46
	<i>Group Total</i>			973
2 Misdemeanor	<i>Section Number</i>	<i>Case Type</i>		
	1S	Misdemeanor	2	3
	<i>Group Total</i>		2	3
<i>Group Total</i>			975	1,077

Superior Court Case Activity by Fiscal Year

COCONINO COUNTY, _

CRIMINAL

			<i>FILINGS</i>	<i>TERMINATIONS</i>
			<i>Fiscal Year</i>	<i>Fiscal Year</i>
			<i>2018</i>	<i>2018</i>
<i>Section</i>	<i>Section Number</i>	<i>Case Type</i>		
1 Felony	1A	Person - Homicide	22	6
	1B	Person - Sex Offenses	32	41
	1C	Person - Kidnapping	27	28
	1D	Person - Robbery	7	5
	1E	Person - Aggravated Assault	212	198
	1F	Person - Other Assaults	32	36
	1G	Property - Burglary	42	49
	1H	Property - Auto Theft	13	13
	1I	Property - Other	188	177
	1J	Drug - Possession/Paraphernalia	186	175
	1K	Drug - Sales/Other	139	104
	1L	Weapons	9	10
	1M	Public Order	16	17
	1N	Motor Vehicle - DWI / DUI	116	133
	1O	Motor Vehicle - Serious Violations	3	5
	1P	Motor Vehicle - Other	2	4
	1Q	Other Felony / Unclassified	71	77
	<i>Group Total</i>			1,117
2 Misdemeanor	<i>Section Number</i>	<i>Case Type</i>		
	1S	Misdemeanor	1	4
	<i>Group Total</i>			1
Group Total			1,118	1,082

Superior Court Case Activity by Fiscal Year

GILA COUNTY, _

CRIMINAL

			<i>FILINGS</i>	<i>TERMINATIONS</i>
			<i>Fiscal Year</i>	<i>Fiscal Year</i>
			<i>2018</i>	<i>2018</i>
<i>Section</i>	<i>Section Number</i>	<i>Case Type</i>		
1 Felony	1A	Person - Homicide	5	4
	1B	Person - Sex Offenses	14	21
	1C	Person - Kidnapping	9	9
	1D	Person - Robbery	7	6
	1E	Person - Aggravated Assault	68	65
	1F	Person - Other Assaults	15	18
	1G	Property - Burglary	58	49
	1H	Property - Auto Theft	21	24
	1I	Property - Other	115	113
	1J	Drug - Possession/Paraphernalia	204	206
	1K	Drug - Sales/Other	60	58
	1L	Weapons	14	11
	1M	Public Order	8	9
	1N	Motor Vehicle - DWI / DUI	16	18
	1O	Motor Vehicle - Serious Violations	0	0
	1P	Motor Vehicle - Other	2	2
	1Q	Other Felony / Unclassified	25	24
	<i>Group Total</i>			641
2 Misdemeanor	<i>Section Number</i>	<i>Case Type</i>		
	1S	Misdemeanor	4	6
	<i>Group Total</i>			4
<i>Group Total</i>			645	643

Superior Court Case Activity by Fiscal Year

GRAHAM COUNTY, _

CRIMINAL

			<i>FILINGS</i>	<i>TERMINATIONS</i>
			<i>Fiscal Year</i>	<i>Fiscal Year</i>
			<i>2018</i>	<i>2018</i>
<i>Section</i>	<i>Section Number</i>	<i>Case Type</i>		
1 Felony	1A	Person - Homicide	2	1
	1B	Person - Sex Offenses	4	7
	1C	Person - Kidnapping	1	3
	1D	Person - Robbery	1	1
	1E	Person - Aggravated Assault	25	33
	1F	Person - Other Assaults	3	4
	1G	Property - Burglary	15	22
	1H	Property - Auto Theft	11	16
	1I	Property - Other	63	81
	1J	Drug - Possession/Paraphernalia	127	162
	1K	Drug - Sales/Other	18	37
	1L	Weapons	3	11
	1M	Public Order	4	8
	1N	Motor Vehicle - DWI / DUI	20	21
	1O	Motor Vehicle - Serious Violations	0	0
	1P	Motor Vehicle - Other	2	1
	1Q	Other Felony / Unclassified	21	35
	<i>Group Total</i>			320
2 Misdemeanor	<i>Section Number</i>	<i>Case Type</i>		
	1S	Misdemeanor	0	2
	<i>Group Total</i>			0
<i>Group Total</i>			320	445

Superior Court Case Activity by Fiscal Year

GREENLEE COUNTY, _

CRIMINAL

			<i>FILINGS</i>	<i>TERMINATIONS</i>	
			<i>Fiscal Year</i>	<i>Fiscal Year</i>	
			<i>2018</i>	<i>2018</i>	
<i>Section</i>	<i>Section Number</i>	<i>Case Type</i>			
1 Felony	1A	Person - Homicide	0	0	
	1B	Person - Sex Offenses	2	5	
	1C	Person - Kidnapping	0	0	
	1D	Person - Robbery	0	0	
	1E	Person - Aggravated Assault	7	5	
	1F	Person - Other Assaults	0	0	
	1G	Property - Burglary	1	1	
	1H	Property - Auto Theft	2	3	
	1I	Property - Other	7	9	
	1J	Drug - Possession/Paraphernalia	29	27	
	1K	Drug - Sales/Other	7	10	
	1L	Weapons	0	0	
	1M	Public Order	2	2	
	1N	Motor Vehicle - DWI / DUI	17	15	
	1O	Motor Vehicle - Serious Violations	0	0	
	1P	Motor Vehicle - Other	1	2	
	1Q	Other Felony / Unclassified	5	9	
	<i>Group Total</i>			80	88
	2 Misdemeanor	<i>Section Number</i>	<i>Case Type</i>		
1S		Misdemeanor	1	0	
<i>Group Total</i>			1	0	
<i>Group Total</i>			81	88	

Superior Court Case Activity by Fiscal Year

LA PAZ COUNTY, _

CRIMINAL

			<i>FILINGS</i>	<i>TERMINATIONS</i>	
			<i>Fiscal Year</i>	<i>Fiscal Year</i>	
			<i>2018</i>	<i>2018</i>	
<i>Section</i>	<i>Section Number</i>	<i>Case Type</i>			
1 Felony	1A	Person - Homicide	5	2	
	1B	Person - Sex Offenses	4	5	
	1C	Person - Kidnapping	5	5	
	1D	Person - Robbery	2	3	
	1E	Person - Aggravated Assault	19	31	
	1F	Person - Other Assaults	10	7	
	1G	Property - Burglary	20	12	
	1H	Property - Auto Theft	2	7	
	1I	Property - Other	35	30	
	1J	Drug - Possession/Paraphernalia	78	64	
	1K	Drug - Sales/Other	69	68	
	1L	Weapons	6	3	
	1M	Public Order	3	1	
	1N	Motor Vehicle - DWI / DUI	19	18	
	1O	Motor Vehicle - Serious Violations	0	0	
	1P	Motor Vehicle - Other	3	1	
	1Q	Other Felony / Unclassified	4	10	
	<i>Group Total</i>			284	267
	2 Misdemeanor	<i>Section Number</i>	<i>Case Type</i>		
1S		Misdemeanor	5	2	
<i>Group Total</i>			5	2	
Group Total			289	269	

Superior Court Case Activity by Fiscal Year

MARICOPA COUNTY, _

CRIMINAL

			<i>FILINGS</i>	<i>TERMINATIONS</i>
			<i>Fiscal Year</i>	<i>Fiscal Year</i>
			<i>2018</i>	<i>2018</i>
<i>Section</i>	<i>Section Number</i>	<i>Case Type</i>		
<i>1 Felony</i>	<i>1A</i>	<i>Person - Homicide</i>	292	253
	<i>1B</i>	<i>Person - Sex Offenses</i>	456	458
	<i>1C</i>	<i>Person - Kidnapping</i>	463	476
	<i>1D</i>	<i>Person - Robbery</i>	675	654
	<i>1E</i>	<i>Person - Aggravated Assault</i>	2,735	2,668
	<i>1F</i>	<i>Person - Other Assaults</i>	175	186
	<i>1G</i>	<i>Property - Burglary</i>	1,473	1,411
	<i>1H</i>	<i>Property - Auto Theft</i>	949	961
	<i>1I</i>	<i>Property - Other</i>	3,650	3,361
	<i>1J</i>	<i>Drug - Possession/Paraphernalia</i>	13,477	12,001
	<i>1K</i>	<i>Drug - Sales/Other</i>	1,201	1,320
	<i>1L</i>	<i>Weapons</i>	1,055	966
	<i>1M</i>	<i>Public Order</i>	361	374
	<i>1N</i>	<i>Motor Vehicle - DWI / DUI</i>	1,525	1,381
	<i>1O</i>	<i>Motor Vehicle - Serious Violations</i>	48	58
	<i>1P</i>	<i>Motor Vehicle - Other</i>	306	247
	<i>1Q</i>	<i>Other Felony / Unclassified</i>	1,352	1,407
	<i>Group Total</i>			30,193
<i>Group Total</i>			30,193	28,182

Superior Court Case Activity by Fiscal Year

MOHAVE COUNTY, _

CRIMINAL

			<i>FILINGS</i>	<i>TERMINATIONS</i>
			<i>Fiscal Year</i>	<i>Fiscal Year</i>
			<i>2018</i>	<i>2018</i>
<i>Section</i>	<i>Section Number</i>	<i>Case Type</i>		
1 Felony	1A	Person - Homicide	23	21
	1B	Person - Sex Offenses	54	43
	1C	Person - Kidnapping	18	22
	1D	Person - Robbery	18	18
	1E	Person - Aggravated Assault	264	200
	1F	Person - Other Assaults	10	14
	1G	Property - Burglary	188	157
	1H	Property - Auto Theft	116	97
	1I	Property - Other	443	396
	1J	Drug - Possession/Paraphernalia	365	334
	1K	Drug - Sales/Other	277	198
	1L	Weapons	21	28
	1M	Public Order	42	30
	1N	Motor Vehicle - DWI / DUI	59	41
	1O	Motor Vehicle - Serious Violations	3	2
	1P	Motor Vehicle - Other	26	24
	1Q	Other Felony / Unclassified	95	103
	<i>Group Total</i>			2,022
2 Misdemeanor	<i>Section Number</i>	<i>Case Type</i>		
	1S	Misdemeanor	1	2
	<i>Group Total</i>			1
Group Total			2,023	1,730

Superior Court Case Activity by Fiscal Year

NAVAJO COUNTY, _

CRIMINAL

			<i>FILINGS</i>	<i>TERMINATIONS</i>
			<i>Fiscal Year</i>	<i>Fiscal Year</i>
			<i>2018</i>	<i>2018</i>
<i>Section</i>	<i>Section Number</i>	<i>Case Type</i>		
1 Felony	1A	Person - Homicide	20	21
	1B	Person - Sex Offenses	20	33
	1C	Person - Kidnapping	21	13
	1D	Person - Robbery	5	5
	1E	Person - Aggravated Assault	101	126
	1F	Person - Other Assaults	8	11
	1G	Property - Burglary	50	69
	1H	Property - Auto Theft	17	26
	1I	Property - Other	182	216
	1J	Drug - Possession/Paraphernalia	263	271
	1K	Drug - Sales/Other	139	139
	1L	Weapons	9	7
	1M	Public Order	7	16
	1N	Motor Vehicle - DWI / DUI	43	68
	1O	Motor Vehicle - Serious Violations	0	0
	1P	Motor Vehicle - Other	5	4
	1Q	Other Felony / Unclassified	82	98
	<i>Group Total</i>			972
2 Misdemeanor	<i>Section Number</i>	<i>Case Type</i>		
	1S	Misdemeanor	13	16
	<i>Group Total</i>			13
Group Total			985	1,139

Superior Court Case Activity by Fiscal Year

PIMA COUNTY, _

CRIMINAL

			<i>FILINGS</i>	<i>TERMINATIONS</i>
			<i>Fiscal Year</i>	<i>Fiscal Year</i>
			<i>2018</i>	<i>2018</i>
<i>Section</i>	<i>Section Number</i>	<i>Case Type</i>		
1 Felony	1A	Person - Homicide	71	63
	1B	Person - Sex Offenses	218	191
	1C	Person - Kidnapping	293	278
	1D	Person - Robbery	250	294
	1E	Person - Aggravated Assault	558	576
	1F	Person - Other Assaults	71	73
	1G	Property - Burglary	744	701
	1H	Property - Auto Theft	47	54
	1I	Property - Other	816	901
	1J	Drug - Possession/Paraphernalia	1,786	1,645
	1K	Drug - Sales/Other	379	406
	1L	Weapons	122	102
	1M	Public Order	82	89
	1N	Motor Vehicle - DWI / DUI	190	214
	1O	Motor Vehicle - Serious Violations	7	6
	1P	Motor Vehicle - Other	43	44
	1Q	Other Felony / Unclassified	288	314
<i>Group Total</i>			5,965	5,951
2 Misdemeanor	<i>Section Number</i>	<i>Case Type</i>		
	1S	Misdemeanor	1	20
	<i>Group Total</i>		1	20
<i>Group Total</i>			5,966	5,971

Superior Court Case Activity by Fiscal Year

PINAL COUNTY, _

CRIMINAL

			<i>FILINGS</i>	<i>TERMINATIONS</i>
			<i>Fiscal Year</i>	<i>Fiscal Year</i>
			<i>2018</i>	<i>2018</i>
<i>Section</i>	<i>Section Number</i>	<i>Case Type</i>		
1 Felony	1A	Person - Homicide	20	45
	1B	Person - Sex Offenses	71	67
	1C	Person - Kidnapping	39	58
	1D	Person - Robbery	54	45
	1E	Person - Aggravated Assault	326	339
	1F	Person - Other Assaults	36	36
	1G	Property - Burglary	206	186
	1H	Property - Auto Theft	70	76
	1I	Property - Other	419	481
	1J	Drug - Possession/Paraphernalia	1,021	1,118
	1K	Drug - Sales/Other	202	230
	1L	Weapons	56	58
	1M	Public Order	82	79
	1N	Motor Vehicle - DWI / DUI	147	137
	1O	Motor Vehicle - Serious Violations	8	6
	1P	Motor Vehicle - Other	46	53
	1Q	Other Felony / Unclassified	197	167
<i>Group Total</i>			3,000	3,181
2 Misdemeanor	<i>Section Number</i>	<i>Case Type</i>		
	1S	Misdemeanor	2	9
	<i>Group Total</i>			2
<i>Group Total</i>			3,002	3,190

Superior Court Case Activity by Fiscal Year

SANTA CRUZ COUNTY, _

CRIMINAL

			<i>FILINGS</i>	<i>TERMINATIONS</i>	
			<i>Fiscal Year</i>	<i>Fiscal Year</i>	
			<i>2018</i>	<i>2018</i>	
<i>Section</i>	<i>Section Number</i>	<i>Case Type</i>			
1 Felony	1A	Person - Homicide	0	0	
	1B	Person - Sex Offenses	5	9	
	1C	Person - Kidnapping	4	8	
	1D	Person - Robbery	5	2	
	1E	Person - Aggravated Assault	19	20	
	1F	Person - Other Assaults	5	3	
	1G	Property - Burglary	29	32	
	1H	Property - Auto Theft	20	18	
	1I	Property - Other	47	50	
	1J	Drug - Possession/Paraphernalia	42	37	
	1K	Drug - Sales/Other	36	33	
	1L	Weapons	1	2	
	1M	Public Order	2	2	
	1N	Motor Vehicle - DWI / DUI	5	6	
	1O	Motor Vehicle - Serious Violations	0	0	
	1P	Motor Vehicle - Other	4	3	
	1Q	Other Felony / Unclassified	10	5	
	<i>Group Total</i>			234	230
	2 Misdemeanor	<i>Section Number</i>	<i>Case Type</i>		
1S		Misdemeanor	3	1	
<i>Group Total</i>			3	1	
Group Total			237	231	

Superior Court Case Activity by Fiscal Year

YAVAPAI COUNTY, _

CRIMINAL

			<i>FILINGS</i>	<i>TERMINATIONS</i>
			<i>Fiscal Year</i>	<i>Fiscal Year</i>
			<i>2018</i>	<i>2018</i>
<i>Section</i>	<i>Section Number</i>	<i>Case Type</i>		
1 Felony	1A	Person - Homicide	11	13
	1B	Person - Sex Offenses	54	54
	1C	Person - Kidnapping	10	14
	1D	Person - Robbery	20	20
	1E	Person - Aggravated Assault	206	219
	1F	Person - Other Assaults	79	76
	1G	Property - Burglary	110	115
	1H	Property - Auto Theft	32	32
	1I	Property - Other	412	380
	1J	Drug - Possession/Paraphernalia	904	770
	1K	Drug - Sales/Other	177	205
	1L	Weapons	52	65
	1M	Public Order	52	62
	1N	Motor Vehicle - DWI / DUI	99	107
	1O	Motor Vehicle - Serious Violations	0	0
	1P	Motor Vehicle - Other	5	7
	1Q	Other Felony / Unclassified	83	78
<i>Group Total</i>			2,306	2,217
2 Misdemeanor	<i>Section Number</i>	<i>Case Type</i>		
	1S	Misdemeanor	17	9
	<i>Group Total</i>			17
Group Total			2,323	2,226

Superior Court Case Activity by Fiscal Year

YUMA COUNTY, _

CRIMINAL

			<i>FILINGS</i>	<i>TERMINATIONS</i>
			<i>Fiscal Year</i>	<i>Fiscal Year</i>
			<i>2018</i>	<i>2018</i>
<i>Section</i>	<i>Section Number</i>	<i>Case Type</i>		
1 Felony	1A	Person - Homicide	20	12
	1B	Person - Sex Offenses	37	43
	1C	Person - Kidnapping	12	15
	1D	Person - Robbery	26	24
	1E	Person - Aggravated Assault	118	145
	1F	Person - Other Assaults	15	32
	1G	Property - Burglary	101	116
	1H	Property - Auto Theft	43	44
	1I	Property - Other	177	245
	1J	Drug - Possession/Paraphernalia	404	433
	1K	Drug - Sales/Other	138	100
	1L	Weapons	18	26
	1M	Public Order	10	15
	1N	Motor Vehicle - DWI / DUI	34	38
	1O	Motor Vehicle - Serious Violations	2	2
	1P	Motor Vehicle - Other	12	13
	1Q	Other Felony / Unclassified	68	72
	<i>Group Total</i>			1,235
2 Misdemeanor	<i>Section Number</i>	<i>Case Type</i>		
	1S	Misdemeanor	0	3
	<i>Group Total</i>			0
Group Total			1,235	1,378

Superior Court Case Activity by Fiscal Year

ARIZONA STATEWIDE TOTAL, _

CIVIL

			<i>FILINGS</i>	<i>TERMINATIONS</i>
			<i>Fiscal Year</i>	<i>Fiscal Year</i>
			<i>2018</i>	<i>2018</i>
<i>Section</i>	<i>Section Number</i>	<i>Case Type</i>		
1 Tort	1A	Automobile Tort	7,347	7,309
	1B	Intentional Tort	218	234
	1C	Malpractice - Medical	340	372
	1D	Malpractice - Legal	77	84
	1E	Malpractice - Other Professional	56	58
	1G	Premises Liability	438	397
	1H	Product Liability	78	87
	1I	Slander/Libel/Defamation	125	95
	1J	Other Tort	1,700	1,835
2 Contract	2A	Buyer Plaintiff	39	33
	2B	Employment Dispute - Discrimination	77	75
	2C	Employment Dispute - Other	35	29
	2E	Fraud	195	191
	2F	Landlord/Tenant - Unlawful Detainer	608	622
	2G	Landlord/Tenant Dispute - Other	36	37
	2I	Mortgage Foreclosure	2,220	2,183
	2J	Seller Plaintiff (Debt Collection)	9,114	9,241
	2K	Other Contract	5,075	5,953

(Continued)

Superior Court Case Activity by Fiscal Year

ARIZONA STATEWIDE TOTAL, _

CIVIL

			<i>FILINGS</i>	<i>TERMINATIONS</i>
			<i>Fiscal Year</i>	<i>Fiscal Year</i>
			<i>2018</i>	<i>2018</i>
<i>Section</i>	<i>Section Number</i>	<i>Case Type</i>		
3 Real Property	3A	Eminent Domain	45	47
	3B	Other Real Property	1,601	1,483
4 Probate/Estate	4A	Guardianship - Adult	2,800	2,344
	4B	Guardianship - Juvenile	3,785	4,154
	4C	Conservatorship/Trusteeship Adult	4,554	4,634
	4D	Conservatorship/Trusteeship Juvenile	1,361	1,707
	4E	Probate/Wills/Intestate	8,088	7,129
	4F	Elder Abuse	35	26
	4G	Adult Adoptions	263	262
	4H	Other Probate/Estate	369	261
5 Mental Health	5A	Mental Health	11,136	8,981
6 Civil Appeals	6A	Administrative Agency	97	115
	6B	Limited Jurisdiction Trial Court Ruling	141	115
	6C	Other Civil Appeals	23	18
7 Miscellaneous	7A	Habeas Corpus	31	31
	7B	Non-Domestic Relations Restraining Order	81	75
	7C	Tax	116	78
	7D	Writ Involving Prison Conditions	0	0
	7E	Other Writs	0	0

(Continued)

Superior Court Case Activity by Fiscal Year

ARIZONA STATEWIDE TOTAL, _

CIVIL

			<i>FILINGS</i>	<i>TERMINATIONS</i>
			<i>Fiscal Year</i>	<i>Fiscal Year</i>
			<i>2018</i>	<i>2018</i>
<i>Section</i>	<i>Section Number</i>	<i>Case Type</i>		
<i>8 Other Civil</i>	<i>8A</i>	<i>Other Civil</i>	13,266	14,452
<i>Group Total</i>			75,570	74,747

Superior Court Case Activity by Fiscal Year

RURAL COUNTIES, _

CIVIL

			<i>FILINGS</i>	<i>TERMINATIONS</i>
			<i>Fiscal Year</i>	<i>Fiscal Year</i>
			<i>2018</i>	<i>2018</i>
<i>Section</i>	<i>Section Number</i>	<i>Case Type</i>		
1 Tort	1A	Automobile Tort	676	656
	1B	Intentional Tort	20	20
	1C	Malpractice - Medical	46	52
	1D	Malpractice - Legal	8	2
	1E	Malpractice - Other Professional	5	1
	1G	Premises Liability	32	32
	1H	Product Liability	15	9
	1I	Slander/Libel/Defamation	9	4
	1J	Other Tort	264	296
2 Contract	2A	Buyer Plaintiff	6	7
	2B	Employment Dispute - Discrimination	1	3
	2C	Employment Dispute - Other	10	8
	2E	Fraud	19	16
	2F	Landlord/Tenant - Unlawful Detainer	227	215
	2G	Landlord/Tenant Dispute - Other	3	5
	2I	Mortgage Foreclosure	251	175
	2J	Seller Plaintiff (Debt Collection)	693	600
	2K	Other Contract	1,704	1,655

(Continued)

Superior Court Case Activity by Fiscal Year

RURAL COUNTIES, _

CIVIL

			FILINGS	TERMINATIONS
			Fiscal Year	Fiscal Year
			2018	2018
Section	Section Number	Case Type		
3 Real Property	3A	Eminent Domain	17	24
	3B	Other Real Property	1,497	1,393
4 Probate/Estate	4A	Guardianship - Adult	463	446
	4B	Guardianship - Juvenile	944	824
	4C	Conservatorship/Trusteeship Adult	47	44
	4D	Conservatorship/Trusteeship Juvenile	227	239
	4E	Probate/Wills/Intestate	2,909	2,691
	4F	Elder Abuse	8	3
	4G	Adult Adoptions	65	63
	4H	Other Probate/Estate	68	61
5 Mental Health	5A	Mental Health	1,211	1,198
6 Civil Appeals	6A	Administrative Agency	11	9
	6B	Limited Jurisdiction Trial Court Ruling	40	30
	6C	Other Civil Appeals	14	13
7 Miscellaneous	7A	Habeas Corpus	17	18
	7B	Non-Domestic Relations Restraining Order	11	11
	7C	Tax	114	78
	7D	Writ Involving Prison Conditions	0	0
	7E	Other Writs	0	0

(Continued)

Superior Court Case Activity by Fiscal Year

RURAL COUNTIES, _

CIVIL

			<i>FILINGS</i>	<i>TERMINATIONS</i>
			<i>Fiscal Year</i>	<i>Fiscal Year</i>
			<i>2018</i>	<i>2018</i>
<i>Section</i>	<i>Section Number</i>	<i>Case Type</i>		
<i>8 Other Civil</i>	<i>8A</i>	<i>Other Civil</i>	2,934	2,891
<i>Group Total</i>			14,586	13,792

Superior Court Case Activity by Fiscal Year

URBAN COUNTIES, _

CIVIL

			<i>FILINGS</i>	<i>TERMINATIONS</i>
			<i>Fiscal Year</i>	<i>Fiscal Year</i>
			<i>2018</i>	<i>2018</i>
<i>Section</i>	<i>Section Number</i>	<i>Case Type</i>		
1 Tort	1A	Automobile Tort	6,671	6,653
	1B	Intentional Tort	198	214
	1C	Malpractice - Medical	294	320
	1D	Malpractice - Legal	69	82
	1E	Malpractice - Other Professional	51	57
	1G	Premises Liability	406	365
	1H	Product Liability	63	78
	1I	Slander/Libel/Defamation	116	91
	1J	Other Tort	1,436	1,539
2 Contract	2A	Buyer Plaintiff	33	26
	2B	Employment Dispute - Discrimination	76	72
	2C	Employment Dispute - Other	25	21
	2E	Fraud	176	175
	2F	Landlord/Tenant - Unlawful Detainer	381	407
	2G	Landlord/Tenant Dispute - Other	33	32
	2I	Mortgage Foreclosure	1,969	2,008
	2J	Seller Plaintiff (Debt Collection)	8,421	8,641
	2K	Other Contract	3,371	4,298

(Continued)

Superior Court Case Activity by Fiscal Year

URBAN COUNTIES, _

CIVIL

			<i>FILINGS</i>	<i>TERMINATIONS</i>
			<i>Fiscal Year</i>	<i>Fiscal Year</i>
			<i>2018</i>	<i>2018</i>
<i>Section</i>	<i>Section Number</i>	<i>Case Type</i>		
3 Real Property	3A	Eminent Domain	28	23
	3B	Other Real Property	104	90
4 Probate/Estate	4A	Guardianship - Adult	2,337	1,898
	4B	Guardianship - Juvenile	2,841	3,330
	4C	Conservatorship/Trusteeship Adult	4,507	4,590
	4D	Conservatorship/Trusteeship Juvenile	1,134	1,468
	4E	Probate/Wills/Intestate	5,179	4,438
	4F	Elder Abuse	27	23
	4G	Adult Adoptions	198	199
	4H	Other Probate/Estate	301	200
5 Mental Health	5A	Mental Health	9,925	7,783
6 Civil Appeals	6A	Administrative Agency	86	106
	6B	Limited Jurisdiction Trial Court Ruling	101	85
	6C	Other Civil Appeals	9	5
7 Miscellaneous	7A	Habeas Corpus	14	13
	7B	Non-Domestic Relations Restraining Order	70	64
	7C	Tax	2	0
	7D	Writ Involving Prison Conditions	0	0
	7E	Other Writs	0	0

(Continued)

Superior Court Case Activity by Fiscal Year

URBAN COUNTIES, _

CIVIL

			<i>FILINGS</i>	<i>TERMINATIONS</i>
			<i>Fiscal Year</i>	<i>Fiscal Year</i>
			<i>2018</i>	<i>2018</i>
<i>Section</i>	<i>Section Number</i>	<i>Case Type</i>		
<i>8 Other Civil</i>	<i>8A</i>	<i>Other Civil</i>	10,332	11,561
<i>Group Total</i>			60,984	60,955

Superior Court

Case Activity by Fiscal Year

APACHE COUNTY, _

CIVIL

			FILINGS	TERMINATIONS
			Fiscal Year	Fiscal Year
			2018	2018
Section	Section Number	Case Type		
1 Tort	1A	Automobile Tort	9	9
	1B	Intentional Tort	0	1
	1C	Malpractice - Medical	0	0
	1D	Malpractice - Legal	0	0
	1E	Malpractice - Other Professional	0	0
	1G	Premises Liability	0	0
	1H	Product Liability	0	1
	1I	Slander/Libel/Defamation	0	0
	1J	Other Tort	10	3
2 Contract	2A	Buyer Plaintiff	0	0
	2B	Employment Dispute - Discrimination	0	0
	2C	Employment Dispute - Other	0	0
	2E	Fraud	0	0
	2F	Landlord/Tenant - Unlawful Detainer	4	3
	2G	Landlord/Tenant Dispute - Other	0	0
	2I	Mortgage Foreclosure	16	11
	2J	Seller Plaintiff (Debt Collection)	12	11
	2K	Other Contract	28	23
3 Real Property	3A	Eminent Domain	0	0
	3B	Other Real Property	63	47

(Continued)

Superior Court

Case Activity by Fiscal Year

APACHE COUNTY, _

CIVIL

			<i>FILINGS</i>	<i>TERMINATIONS</i>
			<i>Fiscal Year</i>	<i>Fiscal Year</i>
			<i>2018</i>	<i>2018</i>
<i>Section</i>	<i>Section Number</i>	<i>Case Type</i>		
<i>4 Probate/Estate</i>	<i>4A</i>	<i>Guardianship - Adult</i>	4	6
	<i>4B</i>	<i>Guardianship - Juvenile</i>	9	12
	<i>4C</i>	<i>Conservatorship/Trusteeship Adult</i>	1	1
	<i>4D</i>	<i>Conservatorship/Trusteeship Juvenile</i>	7	4
	<i>4E</i>	<i>Probate/Wills/Intestate</i>	103	93
	<i>4F</i>	<i>Elder Abuse</i>	0	0
	<i>4G</i>	<i>Adult Adoptions</i>	0	3
	<i>4H</i>	<i>Other Probate/Estate</i>	2	4
<i>5 Mental Health</i>	<i>5A</i>	<i>Mental Health</i>	7	10
<i>6 Civil Appeals</i>	<i>6A</i>	<i>Administrative Agency</i>	0	0
	<i>6B</i>	<i>Limited Jurisdiction Trial Court Ruling</i>	0	0
	<i>6C</i>	<i>Other Civil Appeals</i>	0	0
<i>7 Miscellaneous</i>	<i>7A</i>	<i>Habeas Corpus</i>	0	1
	<i>7B</i>	<i>Non-Domestic Relations Restraining Order</i>	0	0
	<i>7C</i>	<i>Tax</i>	0	2
	<i>7D</i>	<i>Writ Involving Prison Conditions</i>	0	0
	<i>7E</i>	<i>Other Writs</i>	0	0
<i>8 Other Civil</i>	<i>8A</i>	<i>Other Civil</i>	85	80
<i>Group Total</i>			360	325

Superior Court Case Activity by Fiscal Year

COCHISE COUNTY, _

CIVIL

			FILINGS	TERMINATIONS
			Fiscal Year	Fiscal Year
			2018	2018
Section	Section Number	Case Type		
1 Tort	1A	Automobile Tort	30	29
	1B	Intentional Tort	1	1
	1C	Malpractice - Medical	4	7
	1D	Malpractice - Legal	0	0
	1E	Malpractice - Other Professional	0	0
	1G	Premises Liability	1	1
	1H	Product Liability	0	0
	1I	Slander/Libel/Defamation	1	0
	1J	Other Tort	17	15
2 Contract	2A	Buyer Plaintiff	0	0
	2B	Employment Dispute - Discrimination	0	0
	2C	Employment Dispute - Other	0	0
	2E	Fraud	1	1
	2F	Landlord/Tenant - Unlawful Detainer	0	0
	2G	Landlord/Tenant Dispute - Other	0	0
	2I	Mortgage Foreclosure	0	0
	2J	Seller Plaintiff (Debt Collection)	41	46
	2K	Other Contract	147	119
3 Real Property	3A	Eminent Domain	1	1
	3B	Other Real Property	70	59

(Continued)

Superior Court Case Activity by Fiscal Year

COCHISE COUNTY, _

CIVIL

			<i>FILINGS</i>	<i>TERMINATIONS</i>
			<i>Fiscal Year</i>	<i>Fiscal Year</i>
			<i>2018</i>	<i>2018</i>
<i>Section</i>	<i>Section Number</i>	<i>Case Type</i>		
4 <i>Probate/Estate</i>	4A	<i>Guardianship - Adult</i>	55	30
	4B	<i>Guardianship - Juvenile</i>	191	49
	4C	<i>Conservatorship/Trusteeship Adult</i>	2	2
	4D	<i>Conservatorship/Trusteeship Juvenile</i>	11	2
	4E	<i>Probate/Wills/Intestate</i>	281	292
	4F	<i>Elder Abuse</i>	0	0
	4G	<i>Adult Adoptions</i>	10	7
	4H	<i>Other Probate/Estate</i>	3	4
5 <i>Mental Health</i>	5A	<i>Mental Health</i>	162	163
6 <i>Civil Appeals</i>	6A	<i>Administrative Agency</i>	1	0
	6B	<i>Limited Jurisdiction Trial Court Ruling</i>	2	0
	6C	<i>Other Civil Appeals</i>	0	0
7 <i>Miscellaneous</i>	7A	<i>Habeas Corpus</i>	0	0
	7B	<i>Non-Domestic Relations Restraining Order</i>	2	2
	7C	<i>Tax</i>	5	1
	7D	<i>Writ Involving Prison Conditions</i>	0	0
	7E	<i>Other Writs</i>	0	0
8 <i>Other Civil</i>	8A	<i>Other Civil</i>	306	322
Group Total			1,345	1,153

Superior Court Case Activity by Fiscal Year

COCONINO COUNTY, _

CIVIL

			FILINGS	TERMINATIONS
			Fiscal Year	Fiscal Year
			2018	2018
Section	Section Number	Case Type		
1 Tort	1A	Automobile Tort	65	50
	1B	Intentional Tort	0	0
	1C	Malpractice - Medical	4	5
	1D	Malpractice - Legal	1	0
	1E	Malpractice - Other Professional	2	0
	1G	Premises Liability	7	8
	1H	Product Liability	0	0
	1I	Slander/Libel/Defamation	1	1
	1J	Other Tort	29	34
2 Contract	2A	Buyer Plaintiff	0	1
	2B	Employment Dispute - Discrimination	0	0
	2C	Employment Dispute - Other	3	1
	2E	Fraud	3	0
	2F	Landlord/Tenant - Unlawful Detainer	8	5
	2G	Landlord/Tenant Dispute - Other	0	0
	2I	Mortgage Foreclosure	0	0
	2J	Seller Plaintiff (Debt Collection)	30	29
	2K	Other Contract	157	129

(Continued)

Superior Court Case Activity by Fiscal Year

COCONINO COUNTY, _

CIVIL

			FILINGS	TERMINATIONS
			Fiscal Year	Fiscal Year
			2018	2018
Section	Section Number	Case Type		
3 Real Property	3A	Eminent Domain	4	10
	3B	Other Real Property	34	37
4 Probate/Estate	4A	Guardianship - Adult	36	39
	4B	Guardianship - Juvenile	20	15
	4C	Conservatorship/Trusteeship Adult	5	4
	4D	Conservatorship/Trusteeship Juvenile	27	29
	4E	Probate/Wills/Intestate	185	161
	4F	Elder Abuse	0	0
	4G	Adult Adoptions	3	3
	4H	Other Probate/Estate	4	5
5 Mental Health	5A	Mental Health	260	259
6 Civil Appeals	6A	Administrative Agency	0	0
	6B	Limited Jurisdiction Trial Court Ruling	8	7
	6C	Other Civil Appeals	2	2
7 Miscellaneous	7A	Habeas Corpus	0	0
	7B	Non-Domestic Relations Restraining Order	0	0
	7C	Tax	0	0
	7D	Writ Involving Prison Conditions	0	0
	7E	Other Writs	0	0

(Continued)

Superior Court

Case Activity by Fiscal Year

COCONINO COUNTY, _

CIVIL

			<i>FILINGS</i>	<i>TERMINATIONS</i>
			<i>Fiscal Year</i>	<i>Fiscal Year</i>
			<i>2018</i>	<i>2018</i>
<i>Section</i>	<i>Section Number</i>	<i>Case Type</i>		
8 Other Civil	8A	Other Civil	228	228
<i>Group Total</i>			1,126	1,062

Superior Court Case Activity by Fiscal Year

GILA COUNTY, _

CIVIL

			FILINGS	TERMINATIONS
			Fiscal Year	Fiscal Year
			2018	2018
Section	Section Number	Case Type		
1 Tort	1A	Automobile Tort	20	31
	1B	Intentional Tort	0	0
	1C	Malpractice - Medical	2	3
	1D	Malpractice - Legal	0	0
	1E	Malpractice - Other Professional	0	0
	1G	Premises Liability	3	5
	1H	Product Liability	0	0
	1I	Slander/Libel/Defamation	0	0
	1J	Other Tort	12	13
2 Contract	2A	Buyer Plaintiff	0	0
	2B	Employment Dispute - Discrimination	0	0
	2C	Employment Dispute - Other	2	2
	2E	Fraud	2	2
	2F	Landlord/Tenant - Unlawful Detainer	12	18
	2G	Landlord/Tenant Dispute - Other	0	1
	2I	Mortgage Foreclosure	5	2
	2J	Seller Plaintiff (Debt Collection)	28	27
	2K	Other Contract	44	34
3 Real Property	3A	Eminent Domain	0	0
	3B	Other Real Property	23	24

(Continued)

Superior Court

Case Activity by Fiscal Year

GILA COUNTY, _

CIVIL

			<i>FILINGS</i>	<i>TERMINATIONS</i>
			<i>Fiscal Year</i>	<i>Fiscal Year</i>
			<i>2018</i>	<i>2018</i>
<i>Section</i>	<i>Section Number</i>	<i>Case Type</i>		
4 <i>Probate/Estate</i>	4A	<i>Guardianship - Adult</i>	22	23
	4B	<i>Guardianship - Juvenile</i>	20	29
	4C	<i>Conservatorship/Trusteeship Adult</i>	7	7
	4D	<i>Conservatorship/Trusteeship Juvenile</i>	6	9
	4E	<i>Probate/Wills/Intestate</i>	129	67
	4F	<i>Elder Abuse</i>	0	0
	4G	<i>Adult Adoptions</i>	2	2
	4H	<i>Other Probate/Estate</i>	2	0
5 <i>Mental Health</i>	5A	<i>Mental Health</i>	32	30
6 <i>Civil Appeals</i>	6A	<i>Administrative Agency</i>	1	0
	6B	<i>Limited Jurisdiction Trial Court Ruling</i>	1	1
	6C	<i>Other Civil Appeals</i>	1	1
7 <i>Miscellaneous</i>	7A	<i>Habeas Corpus</i>	0	0
	7B	<i>Non-Domestic Relations Restraining Order</i>	0	0
	7C	<i>Tax</i>	1	5
	7D	<i>Writ Involving Prison Conditions</i>	0	0
	7E	<i>Other Writs</i>	0	0
8 <i>Other Civil</i>	8A	<i>Other Civil</i>	176	176
Group Total			553	512

Superior Court Case Activity by Fiscal Year

GRAHAM COUNTY, _

CIVIL

			FILINGS	TERMINATIONS
			Fiscal Year	Fiscal Year
			2018	2018
Section	Section Number	Case Type		
1 Tort	1A	Automobile Tort	6	6
	1B	Intentional Tort	0	0
	1C	Malpractice - Medical	0	1
	1D	Malpractice - Legal	0	0
	1E	Malpractice - Other Professional	0	0
	1G	Premises Liability	0	0
	1H	Product Liability	0	0
	1I	Slander/Libel/Defamation	0	0
	1J	Other Tort	2	5
2 Contract	2A	Buyer Plaintiff	0	0
	2B	Employment Dispute - Discrimination	0	0
	2C	Employment Dispute - Other	0	0
	2E	Fraud	0	0
	2F	Landlord/Tenant - Unlawful Detainer	1	0
	2G	Landlord/Tenant Dispute - Other	0	0
	2I	Mortgage Foreclosure	0	0
	2J	Seller Plaintiff (Debt Collection)	1	0
	2K	Other Contract	55	49

(Continued)

Superior Court

Case Activity by Fiscal Year

GRAHAM COUNTY, _

CIVIL

			<i>FILINGS</i>	<i>TERMINATIONS</i>
			<i>Fiscal Year</i>	<i>Fiscal Year</i>
			<i>2018</i>	<i>2018</i>
<i>Section</i>	<i>Section Number</i>	<i>Case Type</i>		
3 Real Property	3A	Eminent Domain	0	0
	3B	Other Real Property	4	10
4 Probate/Estate	4A	Guardianship - Adult	16	8
	4B	Guardianship - Juvenile	21	17
	4C	Conservatorship/Trusteeship Adult	0	0
	4D	Conservatorship/Trusteeship Juvenile	3	2
	4E	Probate/Wills/Intestate	57	24
	4F	Elder Abuse	0	0
	4G	Adult Adoptions	2	2
	4H	Other Probate/Estate	0	0
5 Mental Health	5A	Mental Health	1	2
6 Civil Appeals	6A	Administrative Agency	0	0
	6B	Limited Jurisdiction Trial Court Ruling	0	0
	6C	Other Civil Appeals	0	0
7 Miscellaneous	7A	Habeas Corpus	0	0
	7B	Non-Domestic Relations Restraining Order	0	0
	7C	Tax	0	0
	7D	Writ Involving Prison Conditions	0	0
	7E	Other Writs	0	0

(Continued)

Superior Court

Case Activity by Fiscal Year

GRAHAM COUNTY, _

CIVIL

			<i>FILINGS</i>	<i>TERMINATIONS</i>
			<i>Fiscal Year</i>	<i>Fiscal Year</i>
			<i>2018</i>	<i>2018</i>
<i>Section</i>	<i>Section Number</i>	<i>Case Type</i>		
<i>8 Other Civil</i>	<i>8A</i>	<i>Other Civil</i>	36	41
<i>Group Total</i>			205	167

Superior Court Case Activity by Fiscal Year

GREENLEE COUNTY, _

CIVIL

			<i>FILINGS</i>	<i>TERMINATIONS</i>
			<i>Fiscal Year</i>	<i>Fiscal Year</i>
			<i>2018</i>	<i>2018</i>
<i>Section</i>	<i>Section Number</i>	<i>Case Type</i>		
1 Tort	1A	Automobile Tort	2	1
	1B	Intentional Tort	0	0
	1C	Malpractice - Medical	0	1
	1D	Malpractice - Legal	0	0
	1E	Malpractice - Other Professional	0	0
	1G	Premises Liability	0	0
	1H	Product Liability	0	0
	1I	Slander/Libel/Defamation	0	0
	1J	Other Tort	1	1
2 Contract	2A	Buyer Plaintiff	0	0
	2B	Employment Dispute - Discrimination	0	0
	2C	Employment Dispute - Other	0	0
	2E	Fraud	0	0
	2F	Landlord/Tenant - Unlawful Detainer	0	0
	2G	Landlord/Tenant Dispute - Other	0	0
	2I	Mortgage Foreclosure	0	0
	2J	Seller Plaintiff (Debt Collection)	3	1
	2K	Other Contract	11	10

(Continued)

Superior Court Case Activity by Fiscal Year

GREENLEE COUNTY, _

CIVIL

			FILINGS	TERMINATIONS
			Fiscal Year	Fiscal Year
			2018	2018
Section	Section Number	Case Type		
3 Real Property	3A	Eminent Domain	0	0
	3B	Other Real Property	1	3
4 Probate/Estate	4A	Guardianship - Adult	3	4
	4B	Guardianship - Juvenile	6	7
	4C	Conservatorship/Trusteeship Adult	0	0
	4D	Conservatorship/Trusteeship Juvenile	2	2
	4E	Probate/Wills/Intestate	27	18
	4F	Elder Abuse	0	0
	4G	Adult Adoptions	1	2
	4H	Other Probate/Estate	0	0
5 Mental Health	5A	Mental Health	0	0
6 Civil Appeals	6A	Administrative Agency	0	0
	6B	Limited Jurisdiction Trial Court Ruling	0	0
	6C	Other Civil Appeals	0	0
7 Miscellaneous	7A	Habeas Corpus	0	0
	7B	Non-Domestic Relations Restraining Order	0	0
	7C	Tax	0	0
	7D	Writ Involving Prison Conditions	0	0
	7E	Other Writs	0	0

(Continued)

Superior Court

Case Activity by Fiscal Year

GREENLEE COUNTY, _

CIVIL

			<i>FILINGS</i>	<i>TERMINATIONS</i>
			<i>Fiscal Year</i>	<i>Fiscal Year</i>
			<i>2018</i>	<i>2018</i>
<i>Section</i>	<i>Section Number</i>	<i>Case Type</i>		
8 Other Civil	8A	Other Civil	5	7
<i>Group Total</i>			62	57

Superior Court Case Activity by Fiscal Year

LA PAZ COUNTY, _

CIVIL

			<i>FILINGS</i>	<i>TERMINATIONS</i>
			<i>Fiscal Year</i>	<i>Fiscal Year</i>
			<i>2018</i>	<i>2018</i>
<i>Section</i>	<i>Section Number</i>	<i>Case Type</i>		
1 Tort	1A	Automobile Tort	8	8
	1B	Intentional Tort	0	0
	1C	Malpractice - Medical	1	2
	1D	Malpractice - Legal	0	0
	1E	Malpractice - Other Professional	0	0
	1G	Premises Liability	0	1
	1H	Product Liability	0	0
	1I	Slander/Libel/Defamation	0	1
	1J	Other Tort	5	3
2 Contract	2A	Buyer Plaintiff	0	0
	2B	Employment Dispute - Discrimination	0	0
	2C	Employment Dispute - Other	0	0
	2E	Fraud	0	0
	2F	Landlord/Tenant - Unlawful Detainer	5	4
	2G	Landlord/Tenant Dispute - Other	0	0
	2I	Mortgage Foreclosure	2	3
	2J	Seller Plaintiff (Debt Collection)	6	9
	2K	Other Contract	11	6
3 Real Property	3A	Eminent Domain	0	0
	3B	Other Real Property	39	37

(Continued)

Superior Court Case Activity by Fiscal Year

LA PAZ COUNTY, _

CIVIL

			<i>FILINGS</i>	<i>TERMINATIONS</i>
			<i>Fiscal Year</i>	<i>Fiscal Year</i>
			<i>2018</i>	<i>2018</i>
<i>Section</i>	<i>Section Number</i>	<i>Case Type</i>		
4 <i>Probate/Estate</i>	4A	<i>Guardianship - Adult</i>	6	4
	4B	<i>Guardianship - Juvenile</i>	9	12
	4C	<i>Conservatorship/Trusteeship Adult</i>	0	0
	4D	<i>Conservatorship/Trusteeship Juvenile</i>	4	3
	4E	<i>Probate/Wills/Intestate</i>	81	70
	4F	<i>Elder Abuse</i>	0	0
	4G	<i>Adult Adoptions</i>	0	0
	4H	<i>Other Probate/Estate</i>	0	0
5 <i>Mental Health</i>	5A	<i>Mental Health</i>	0	0
6 <i>Civil Appeals</i>	6A	<i>Administrative Agency</i>	1	1
	6B	<i>Limited Jurisdiction Trial Court Ruling</i>	1	1
	6C	<i>Other Civil Appeals</i>	0	0
7 <i>Miscellaneous</i>	7A	<i>Habeas Corpus</i>	0	0
	7B	<i>Non-Domestic Relations Restraining Order</i>	0	0
	7C	<i>Tax</i>	0	0
	7D	<i>Writ Involving Prison Conditions</i>	0	0
	7E	<i>Other Writs</i>	0	0
8 <i>Other Civil</i>	8A	<i>Other Civil</i>	15	14
Group Total			194	179

Superior Court Case Activity by Fiscal Year

MARICOPA COUNTY, _

CIVIL

			<i>FILINGS</i>	<i>TERMINATIONS</i>
			<i>Fiscal Year</i>	<i>Fiscal Year</i>
			<i>2018</i>	<i>2018</i>
<i>Section</i>	<i>Section Number</i>	<i>Case Type</i>		
1 Tort	1A	Automobile Tort	5,563	5,529
	1B	Intentional Tort	172	197
	1C	Malpractice - Medical	267	295
	1D	Malpractice - Legal	65	78
	1E	Malpractice - Other Professional	22	19
	1G	Premises Liability	406	365
	1H	Product Liability	63	75
	1I	Slander/Libel/Defamation	110	89
	1J	Other Tort	1,154	1,222
2 Contract	2A	Buyer Plaintiff	29	23
	2B	Employment Dispute - Discrimination	70	70
	2C	Employment Dispute - Other	18	19
	2E	Fraud	161	162
	2F	Landlord/Tenant - Unlawful Detainer	314	332
	2G	Landlord/Tenant Dispute - Other	32	30
	2I	Mortgage Foreclosure	1,930	1,970
	2J	Seller Plaintiff (Debt Collection)	8,421	8,641
	2K	Other Contract	1,547	2,383

(Continued)

Superior Court

Case Activity by Fiscal Year

MARICOPA COUNTY, _

CIVIL

			<i>FILINGS</i>	<i>TERMINATIONS</i>
			<i>Fiscal Year</i>	<i>Fiscal Year</i>
			<i>2018</i>	<i>2018</i>
<i>Section</i>	<i>Section Number</i>	<i>Case Type</i>		
3 Real Property	3A	Eminent Domain	0	0
	3B	Other Real Property	0	0
4 Probate/Estate	4A	Guardianship - Adult	1,401	1,047
	4B	Guardianship - Juvenile	2,683	3,214
	4C	Conservatorship/Trusteeship Adult	4,084	4,261
	4D	Conservatorship/Trusteeship Juvenile	1,050	1,398
	4E	Probate/Wills/Intestate	4,399	3,860
	4F	Elder Abuse	17	16
	4G	Adult Adoptions	141	157
	4H	Other Probate/Estate	223	159
5 Mental Health	5A	Mental Health	7,928	5,611
6 Civil Appeals	6A	Administrative Agency	81	101
	6B	Limited Jurisdiction Trial Court Ruling	90	71
	6C	Other Civil Appeals	0	0
7 Miscellaneous	7A	Habeas Corpus	14	13
	7B	Non-Domestic Relations Restraining Order	70	64
	7C	Tax	0	0
	7D	Writ Involving Prison Conditions	0	0
	7E	Other Writs	0	0

(Continued)

Superior Court

Case Activity by Fiscal Year

MARICOPA COUNTY, _

CIVIL

			<i>FILINGS</i>	<i>TERMINATIONS</i>
			<i>Fiscal Year</i>	<i>Fiscal Year</i>
			<i>2018</i>	<i>2018</i>
<i>Section</i>	<i>Section Number</i>	<i>Case Type</i>		
<i>8 Other Civil</i>	<i>8A</i>	<i>Other Civil</i>	7,895	8,362
<i>Group Total</i>			50,420	49,833

Superior Court Case Activity by Fiscal Year

MOHAVE COUNTY, _

CIVIL

			FILINGS	TERMINATIONS
			Fiscal Year	Fiscal Year
			2018	2018
Section	Section Number	Case Type		
1 Tort	1A	Automobile Tort	92	103
	1B	Intentional Tort	3	2
	1C	Malpractice - Medical	11	6
	1D	Malpractice - Legal	3	0
	1E	Malpractice - Other Professional	1	0
	1G	Premises Liability	2	3
	1H	Product Liability	10	6
	1I	Slander/Libel/Defamation	3	1
	1J	Other Tort	34	48
2 Contract	2A	Buyer Plaintiff	2	1
	2B	Employment Dispute - Discrimination	0	2
	2C	Employment Dispute - Other	2	0
	2E	Fraud	5	5
	2F	Landlord/Tenant - Unlawful Detainer	62	61
	2G	Landlord/Tenant Dispute - Other	0	0
	2I	Mortgage Foreclosure	22	17
	2J	Seller Plaintiff (Debt Collection)	186	146
	2K	Other Contract	143	172

(Continued)

Superior Court Case Activity by Fiscal Year

MOHAVE COUNTY, _

CIVIL

			FILINGS	TERMINATIONS
			Fiscal Year	Fiscal Year
			2018	2018
Section	Section Number	Case Type		
3 Real Property	3A	Eminent Domain	4	2
	3B	Other Real Property	745	640
4 Probate/Estate	4A	Guardianship - Adult	60	57
	4B	Guardianship - Juvenile	80	67
	4C	Conservatorship/Trusteeship Adult	7	6
	4D	Conservatorship/Trusteeship Juvenile	23	24
	4E	Probate/Wills/Intestate	656	621
	4F	Elder Abuse	4	1
	4G	Adult Adoptions	7	6
	4H	Other Probate/Estate	7	8
5 Mental Health	5A	Mental Health	88	91
6 Civil Appeals	6A	Administrative Agency	0	0
	6B	Limited Jurisdiction Trial Court Ruling	5	6
	6C	Other Civil Appeals	0	0
7 Miscellaneous	7A	Habeas Corpus	1	1
	7B	Non-Domestic Relations Restraining Order	0	0
	7C	Tax	0	1
	7D	Writ Involving Prison Conditions	0	0
	7E	Other Writs	0	0

(Continued)

Superior Court

Case Activity by Fiscal Year

MOHAVE COUNTY, _

CIVIL

			<i>FILINGS</i>	<i>TERMINATIONS</i>
			<i>Fiscal Year</i>	<i>Fiscal Year</i>
			<i>2018</i>	<i>2018</i>
<i>Section</i>	<i>Section Number</i>	<i>Case Type</i>		
<i>8 Other Civil</i>	<i>8A</i>	<i>Other Civil</i>	292	307
<i>Group Total</i>			2,560	2,411

Superior Court

Case Activity by Fiscal Year

NAVAJO COUNTY, _

CIVIL

			<i>FILINGS</i>	<i>TERMINATIONS</i>
			<i>Fiscal Year</i>	<i>Fiscal Year</i>
			<i>2018</i>	<i>2018</i>
<i>Section</i>	<i>Section Number</i>	<i>Case Type</i>		
1 Tort	1A	Automobile Tort	25	26
	1B	Intentional Tort	0	1
	1C	Malpractice - Medical	4	6
	1D	Malpractice - Legal	1	2
	1E	Malpractice - Other Professional	0	0
	1G	Premises Liability	2	2
	1H	Product Liability	1	0
	1I	Slander/Libel/Defamation	0	0
	1J	Other Tort	23	26
2 Contract	2A	Buyer Plaintiff	0	0
	2B	Employment Dispute - Discrimination	0	0
	2C	Employment Dispute - Other	0	1
	2E	Fraud	2	2
	2F	Landlord/Tenant - Unlawful Detainer	21	14
	2G	Landlord/Tenant Dispute - Other	0	1
	2I	Mortgage Foreclosure	56	29
	2J	Seller Plaintiff (Debt Collection)	44	41
	2K	Other Contract	100	88
3 Real Property	3A	Eminent Domain	1	0
	3B	Other Real Property	68	95

(Continued)

Superior Court Case Activity by Fiscal Year

NAVAJO COUNTY, _

CIVIL

			<i>FILINGS</i>	<i>TERMINATIONS</i>
			<i>Fiscal Year</i>	<i>Fiscal Year</i>
			<i>2018</i>	<i>2018</i>
<i>Section</i>	<i>Section Number</i>	<i>Case Type</i>		
4 <i>Probate/Estate</i>	4A	<i>Guardianship - Adult</i>	36	40
	4B	<i>Guardianship - Juvenile</i>	53	61
	4C	<i>Conservatorship/Trusteeship Adult</i>	3	4
	4D	<i>Conservatorship/Trusteeship Juvenile</i>	19	23
	4E	<i>Probate/Wills/Intestate</i>	181	189
	4F	<i>Elder Abuse</i>	0	0
	4G	<i>Adult Adoptions</i>	5	4
	4H	<i>Other Probate/Estate</i>	1	2
5 <i>Mental Health</i>	5A	<i>Mental Health</i>	76	76
6 <i>Civil Appeals</i>	6A	<i>Administrative Agency</i>	1	0
	6B	<i>Limited Jurisdiction Trial Court Ruling</i>	4	3
	6C	<i>Other Civil Appeals</i>	5	1
7 <i>Miscellaneous</i>	7A	<i>Habeas Corpus</i>	0	0
	7B	<i>Non-Domestic Relations Restraining Order</i>	0	0
	7C	<i>Tax</i>	91	51
	7D	<i>Writ Involving Prison Conditions</i>	0	0
	7E	<i>Other Writs</i>	0	0
8 <i>Other Civil</i>	8A	<i>Other Civil</i>	111	111
Group Total			934	899

Superior Court Case Activity by Fiscal Year

PIMA COUNTY, _

CIVIL

			<i>FILINGS</i>	<i>TERMINATIONS</i>
			<i>Fiscal Year</i>	<i>Fiscal Year</i>
			<i>2018</i>	<i>2018</i>
<i>Section</i>	<i>Section Number</i>	<i>Case Type</i>		
1 Tort	1A	Automobile Tort	1,108	1,124
	1B	Intentional Tort	26	17
	1C	Malpractice - Medical	27	25
	1D	Malpractice - Legal	4	4
	1E	Malpractice - Other Professional	29	38
	1G	Premises Liability	0	0
	1H	Product Liability	0	3
	1I	Slander/Libel/Defamation	6	2
	1J	Other Tort	282	317
2 Contract	2A	Buyer Plaintiff	4	3
	2B	Employment Dispute - Discrimination	6	2
	2C	Employment Dispute - Other	7	2
	2E	Fraud	15	13
	2F	Landlord/Tenant - Unlawful Detainer	67	75
	2G	Landlord/Tenant Dispute - Other	1	2
	2I	Mortgage Foreclosure	39	38
	2J	Seller Plaintiff (Debt Collection)	0	0
	2K	Other Contract	1,824	1,915
3 Real Property	3A	Eminent Domain	28	23
	3B	Other Real Property	104	90

(Continued)

Superior Court

Case Activity by Fiscal Year

PIMA COUNTY, _

CIVIL

			<i>FILINGS</i>	<i>TERMINATIONS</i>
			<i>Fiscal Year</i>	<i>Fiscal Year</i>
			<i>2018</i>	<i>2018</i>
<i>Section</i>	<i>Section Number</i>	<i>Case Type</i>		
4 <i>Probate/Estate</i>	4A	<i>Guardianship - Adult</i>	936	851
	4B	<i>Guardianship - Juvenile</i>	158	116
	4C	<i>Conservatorship/Trusteeship Adult</i>	423	329
	4D	<i>Conservatorship/Trusteeship Juvenile</i>	84	70
	4E	<i>Probate/Wills/Intestate</i>	780	578
	4F	<i>Elder Abuse</i>	10	7
	4G	<i>Adult Adoptions</i>	57	42
	4H	<i>Other Probate/Estate</i>	78	41
5 <i>Mental Health</i>	5A	<i>Mental Health</i>	1,997	2,172
6 <i>Civil Appeals</i>	6A	<i>Administrative Agency</i>	5	5
	6B	<i>Limited Jurisdiction Trial Court Ruling</i>	11	14
	6C	<i>Other Civil Appeals</i>	9	5
7 <i>Miscellaneous</i>	7A	<i>Habeas Corpus</i>	0	0
	7B	<i>Non-Domestic Relations Restraining Order</i>	0	0
	7C	<i>Tax</i>	2	0
	7D	<i>Writ Involving Prison Conditions</i>	0	0
	7E	<i>Other Writs</i>	0	0
8 <i>Other Civil</i>	8A	<i>Other Civil</i>	2,437	3,199
Group Total			10,564	11,122

Superior Court Case Activity by Fiscal Year

PINAL COUNTY, _

CIVIL

			FILINGS	TERMINATIONS
			Fiscal Year	Fiscal Year
			2018	2018
Section	Section Number	Case Type		
1 Tort	1A	Automobile Tort	163	150
	1B	Intentional Tort	6	4
	1C	Malpractice - Medical	5	8
	1D	Malpractice - Legal	0	0
	1E	Malpractice - Other Professional	1	1
	1G	Premises Liability	3	5
	1H	Product Liability	3	2
	1I	Slander/Libel/Defamation	1	1
	1J	Other Tort	38	48
2 Contract	2A	Buyer Plaintiff	1	1
	2B	Employment Dispute - Discrimination	1	0
	2C	Employment Dispute - Other	1	1
	2E	Fraud	4	2
	2F	Landlord/Tenant - Unlawful Detainer	30	25
	2G	Landlord/Tenant Dispute - Other	2	1
	2I	Mortgage Foreclosure	125	88
	2J	Seller Plaintiff (Debt Collection)	164	118
	2K	Other Contract	503	554
3 Real Property	3A	Eminent Domain	3	5
	3B	Other Real Property	151	148

(Continued)

Superior Court Case Activity by Fiscal Year

PINAL COUNTY, _

CIVIL

			<i>FILINGS</i>	<i>TERMINATIONS</i>
			<i>Fiscal Year</i>	<i>Fiscal Year</i>
			<i>2018</i>	<i>2018</i>
<i>Section</i>	<i>Section Number</i>	<i>Case Type</i>		
4 <i>Probate/Estate</i>	4A	<i>Guardianship - Adult</i>	92	118
	4B	<i>Guardianship - Juvenile</i>	139	178
	4C	<i>Conservatorship/Trusteeship Adult</i>	7	8
	4D	<i>Conservatorship/Trusteeship Juvenile</i>	57	71
	4E	<i>Probate/Wills/Intestate</i>	441	458
	4F	<i>Elder Abuse</i>	4	2
	4G	<i>Adult Adoptions</i>	21	19
	4H	<i>Other Probate/Estate</i>	23	20
5 <i>Mental Health</i>	5A	<i>Mental Health</i>	212	196
6 <i>Civil Appeals</i>	6A	<i>Administrative Agency</i>	3	4
	6B	<i>Limited Jurisdiction Trial Court Ruling</i>	13	9
	6C	<i>Other Civil Appeals</i>	2	5
7 <i>Miscellaneous</i>	7A	<i>Habeas Corpus</i>	0	1
	7B	<i>Non-Domestic Relations Restraining Order</i>	4	4
	7C	<i>Tax</i>	17	14
	7D	<i>Writ Involving Prison Conditions</i>	0	0
	7E	<i>Other Writs</i>	0	0
8 <i>Other Civil</i>	8A	<i>Other Civil</i>	770	698
Group Total			3,010	2,967

Superior Court Case Activity by Fiscal Year

SANTA CRUZ COUNTY, _

CIVIL

			<i>FILINGS</i>	<i>TERMINATIONS</i>
			<i>Fiscal Year</i>	<i>Fiscal Year</i>
			<i>2018</i>	<i>2018</i>
<i>Section</i>	<i>Section Number</i>	<i>Case Type</i>		
1 Tort	1A	<i>Automobile Tort</i>	16	17
	1B	<i>Intentional Tort</i>	0	0
	1C	<i>Malpractice - Medical</i>	0	0
	1D	<i>Malpractice - Legal</i>	0	0
	1E	<i>Malpractice - Other Professional</i>	0	0
	1G	<i>Premises Liability</i>	1	0
	1H	<i>Product Liability</i>	0	0
	1I	<i>Slander/Libel/Defamation</i>	0	0
	1J	<i>Other Tort</i>	5	4
2 Contract	2A	<i>Buyer Plaintiff</i>	1	2
	2B	<i>Employment Dispute - Discrimination</i>	0	1
	2C	<i>Employment Dispute - Other</i>	0	1
	2E	<i>Fraud</i>	1	0
	2F	<i>Landlord/Tenant - Unlawful Detainer</i>	14	14
	2G	<i>Landlord/Tenant Dispute - Other</i>	0	0
	2I	<i>Mortgage Foreclosure</i>	23	24
	2J	<i>Seller Plaintiff (Debt Collection)</i>	26	36
	2K	<i>Other Contract</i>	36	36

(Continued)

Superior Court Case Activity by Fiscal Year

SANTA CRUZ COUNTY, _

CIVIL

			<i>FILINGS</i>	<i>TERMINATIONS</i>
			<i>Fiscal Year</i>	<i>Fiscal Year</i>
			<i>2018</i>	<i>2018</i>
<i>Section</i>	<i>Section Number</i>	<i>Case Type</i>		
3 Real Property	3A	Eminent Domain	2	2
	3B	Other Real Property	66	58
4 Probate/Estate	4A	Guardianship - Adult	18	13
	4B	Guardianship - Juvenile	45	41
	4C	Conservatorship/Trusteeship Adult	3	1
	4D	Conservatorship/Trusteeship Juvenile	6	8
	4E	Probate/Wills/Intestate	72	78
	4F	Elder Abuse	0	0
	4G	Adult Adoptions	0	0
	4H	Other Probate/Estate	0	0
5 Mental Health	5A	Mental Health	13	13
6 Civil Appeals	6A	Administrative Agency	1	1
	6B	Limited Jurisdiction Trial Court Ruling	3	2
	6C	Other Civil Appeals	0	0
7 Miscellaneous	7A	Habeas Corpus	14	14
	7B	Non-Domestic Relations Restraining Order	1	1
	7C	Tax	0	4
	7D	Writ Involving Prison Conditions	0	0
	7E	Other Writs	0	0

(Continued)

Superior Court

Case Activity by Fiscal Year

SANTA CRUZ COUNTY, _

CIVIL

			<i>FILINGS</i>	<i>TERMINATIONS</i>
			<i>Fiscal Year</i>	<i>Fiscal Year</i>
			<i>2018</i>	<i>2018</i>
<i>Section</i>	<i>Section Number</i>	<i>Case Type</i>		
<i>8 Other Civil</i>	<i>8A</i>	<i>Other Civil</i>	90	89
<i>Group Total</i>			457	460

Superior Court Case Activity by Fiscal Year

YAVAPAI COUNTY, _

CIVIL

			FILINGS	TERMINATIONS
			Fiscal Year	Fiscal Year
			2018	2018
Section	Section Number	Case Type		
1 Tort	1A	Automobile Tort	118	113
	1B	Intentional Tort	9	10
	1C	Malpractice - Medical	9	6
	1D	Malpractice - Legal	3	0
	1E	Malpractice - Other Professional	0	0
	1G	Premises Liability	12	7
	1H	Product Liability	0	0
	1I	Slander/Libel/Defamation	3	0
	1J	Other Tort	53	54
2 Contract	2A	Buyer Plaintiff	2	2
	2B	Employment Dispute - Discrimination	0	0
	2C	Employment Dispute - Other	2	2
	2E	Fraud	1	4
	2F	Landlord/Tenant - Unlawful Detainer	34	35
	2G	Landlord/Tenant Dispute - Other	1	2
	2I	Mortgage Foreclosure	0	0
	2J	Seller Plaintiff (Debt Collection)	127	128
	2K	Other Contract	245	246

(Continued)

Superior Court Case Activity by Fiscal Year

YAVAPAI COUNTY, _

CIVIL

			<i>FILINGS</i>	<i>TERMINATIONS</i>
			<i>Fiscal Year</i>	<i>Fiscal Year</i>
			<i>2018</i>	<i>2018</i>
<i>Section</i>	<i>Section Number</i>	<i>Case Type</i>		
3 Real Property	3A	Eminent Domain	1	1
	3B	Other Real Property	125	132
4 Probate/Estate	4A	Guardianship - Adult	60	52
	4B	Guardianship - Juvenile	48	45
	4C	Conservatorship/Trusteeship Adult	9	8
	4D	Conservatorship/Trusteeship Juvenile	18	23
	4E	Probate/Wills/Intestate	467	391
	4F	Elder Abuse	0	0
	4G	Adult Adoptions	6	6
	4H	Other Probate/Estate	17	13
5 Mental Health	5A	Mental Health	72	70
6 Civil Appeals	6A	Administrative Agency	3	3
	6B	Limited Jurisdiction Trial Court Ruling	2	1
	6C	Other Civil Appeals	4	4
7 Miscellaneous	7A	Habeas Corpus	2	1
	7B	Non-Domestic Relations Restraining Order	2	2
	7C	Tax	0	0
	7D	Writ Involving Prison Conditions	0	0
	7E	Other Writs	0	0

(Continued)

Superior Court

Case Activity by Fiscal Year

YAVAPAI COUNTY, _

CIVIL

			<i>FILINGS</i>	<i>TERMINATIONS</i>
			<i>Fiscal Year</i>	<i>Fiscal Year</i>
			<i>2018</i>	<i>2018</i>
<i>Section</i>	<i>Section Number</i>	<i>Case Type</i>		
<i>8 Other Civil</i>	<i>8A</i>	<i>Other Civil</i>	539	543
<i>Group Total</i>			1,994	1,904

Superior Court Case Activity by Fiscal Year

YUMA COUNTY, _

CIVIL

			<i>FILINGS</i>	<i>TERMINATIONS</i>
			<i>Fiscal Year</i>	<i>Fiscal Year</i>
			<i>2018</i>	<i>2018</i>
<i>Section</i>	<i>Section Number</i>	<i>Case Type</i>		
1 Tort	1A	Automobile Tort	122	113
	1B	Intentional Tort	1	1
	1C	Malpractice - Medical	6	7
	1D	Malpractice - Legal	0	0
	1E	Malpractice - Other Professional	1	0
	1G	Premises Liability	1	0
	1H	Product Liability	1	0
	1I	Slander/Libel/Defamation	0	0
	1J	Other Tort	35	42
2 Contract	2A	Buyer Plaintiff	0	0
	2B	Employment Dispute - Discrimination	0	0
	2C	Employment Dispute - Other	0	0
	2E	Fraud	0	0
	2F	Landlord/Tenant - Unlawful Detainer	36	36
	2G	Landlord/Tenant Dispute - Other	0	0
	2I	Mortgage Foreclosure	2	1
	2J	Seller Plaintiff (Debt Collection)	25	8
	2K	Other Contract	224	189
3 Real Property	3A	Eminent Domain	1	3
	3B	Other Real Property	108	103

(Continued)

Superior Court

Case Activity by Fiscal Year

YUMA COUNTY, _

CIVIL

			<i>FILINGS</i>	<i>TERMINATIONS</i>
			<i>Fiscal Year</i>	<i>Fiscal Year</i>
			<i>2018</i>	<i>2018</i>
<i>Section</i>	<i>Section Number</i>	<i>Case Type</i>		
4 <i>Probate/Estate</i>	4A	<i>Guardianship - Adult</i>	55	52
	4B	<i>Guardianship - Juvenile</i>	303	291
	4C	<i>Conservatorship/Trusteeship Adult</i>	3	3
	4D	<i>Conservatorship/Trusteeship Juvenile</i>	44	39
	4E	<i>Probate/Wills/Intestate</i>	229	229
	4F	<i>Elder Abuse</i>	0	0
	4G	<i>Adult Adoptions</i>	8	9
	4H	<i>Other Probate/Estate</i>	9	5
5 <i>Mental Health</i>	5A	<i>Mental Health</i>	288	288
6 <i>Civil Appeals</i>	6A	<i>Administrative Agency</i>	0	0
	6B	<i>Limited Jurisdiction Trial Court Ruling</i>	1	0
	6C	<i>Other Civil Appeals</i>	0	0
7 <i>Miscellaneous</i>	7A	<i>Habeas Corpus</i>	0	0
	7B	<i>Non-Domestic Relations Restraining Order</i>	2	2
	7C	<i>Tax</i>	0	0
	7D	<i>Writ Involving Prison Conditions</i>	0	0
	7E	<i>Other Writs</i>	0	0
8 <i>Other Civil</i>	8A	<i>Other Civil</i>	281	275
Group Total			1,786	1,696

Superior Court Case Activity by Fiscal Year

ARIZONA STATEWIDE TOTAL, _

JUVENILE

			<i>FILINGS</i>	<i>TERMINATIONS</i>
			<i>Fiscal Year</i>	<i>Fiscal Year</i>
			<i>2018</i>	<i>2018</i>
<i>Section</i>	<i>Line Number</i>	<i>Case Type</i>		
<i>1 Juvenile</i>	<i>11A</i>	<i>Juvenile Dependency</i>	5,423	6,562
	<i>12A</i>	<i>Juvenile Delinquent /Incorrigible</i>	7,845	7,059
<i>Group Total</i>			13,268	13,621

Superior Court Case Activity by Fiscal Year

ARIZONA STATEWIDE TOTAL, _

DOMESTIC RELATIONS

			<i>FILINGS</i>	<i>TERMINATIONS</i>
			<i>Fiscal Year</i>	<i>Fiscal Year</i>
			<i>2018</i>	<i>2018</i>
<i>Section</i>	<i>Line Number</i>	<i>Case Type</i>		
<i>1 Marriage-Domestic Relations</i>	<i>1A</i>	<i>Marriage Dissolution/Divorce</i>	27,700	27,869
	<i>1B</i>	<i>Marriage Separation</i>	712	745
	<i>1C</i>	<i>Marriage Annulment</i>	420	410
<i>2 Paternity</i>	<i>2A</i>	<i>Paternity</i>	3,857	3,880
<i>3 Custody/Parenting Time</i>	<i>3A</i>	<i>Custody/Parenting Time</i>	3,564	3,594
<i>4 Support</i>	<i>4A</i>	<i>IV-D Intrastate</i>	1,036	1,089
	<i>4B</i>	<i>IV-D UIFSA</i>	563	550
	<i>4C</i>	<i>IV-D Other</i>	2,402	2,403
	<i>4D</i>	<i>Private (non-IV-D)</i>	299	286
	<i>4E</i>	<i>Other Support (non-divorce)</i>	169	177
<i>5 Visitation</i>	<i>5A</i>	<i>Visitation (non-divorce)</i>	149	163
<i>6 Emancipation of a Minor</i>	<i>6A</i>	<i>Emancipation of a Minor</i>	25	21
<i>7 Children Adoption</i>	<i>7A</i>	<i>DES</i>	1,329	1,422
	<i>7B</i>	<i>Private Agency</i>	76	96
	<i>7C</i>	<i>Private Attorney</i>	823	664
	<i>7D</i>	<i>Pro Per</i>	380	453
	<i>7E</i>	<i>Other County Attorney</i>	290	293
	<i>7F</i>	<i>Other Children Adoption</i>	453	505

(Continued)

Superior Court

Case Activity by Fiscal Year

ARIZONA STATEWIDE TOTAL, _

DOMESTIC RELATIONS

			<i>FILINGS</i>	<i>TERMINATIONS</i>
			<i>Fiscal Year</i>	<i>Fiscal Year</i>
			<i>2018</i>	<i>2018</i>
<i>Section</i>	<i>Line Number</i>	<i>Case Type</i>		
<i>8 Domestic Violence/Harassment</i>	<i>8A</i>	<i>Civil Emergency Order of Protection</i>	1,901	1,895
	<i>8B</i>	<i>Civil Order of Protection</i>	11,145	11,088
	<i>8C</i>	<i>Civil Injunction Against Harassment</i>	3,760	3,674
<i>9 Other Domestic Relations</i>	<i>9A</i>	<i>Other Domestic Relations</i>	5,193	5,090
<i>Group Total</i>			66,246	66,367

Superior Court Case Activity by Fiscal Year

RURAL COUNTIES, _

JUVENILE

			<i>FILINGS</i>	<i>TERMINATIONS</i>
			<i>Fiscal Year</i>	<i>Fiscal Year</i>
			<i>2018</i>	<i>2018</i>
<i>Section</i>	<i>Line Number</i>	<i>Case Type</i>		
<i>1 Juvenile</i>	<i>11A</i>	<i>Juvenile Dependency</i>	1,093	1,246
	<i>12A</i>	<i>Juvenile Delinquent /Incorrigible</i>	3,218	2,848
<i>Group Total</i>			4,311	4,094

Superior Court Case Activity by Fiscal Year

RURAL COUNTIES, _

DOMESTIC RELATIONS

			<i>FILINGS</i>	<i>TERMINATIONS</i>
			<i>Fiscal Year</i>	<i>Fiscal Year</i>
			<i>2018</i>	<i>2018</i>
<i>Section</i>	<i>Line Number</i>	<i>Case Type</i>		
<i>1 Marriage-Domestic Relations</i>	<i>1A</i>	<i>Marriage Dissolution/Divorce</i>	6,020	6,061
	<i>1B</i>	<i>Marriage Separation</i>	150	139
	<i>1C</i>	<i>Marriage Annulment</i>	91	94
<i>2 Paternity</i>	<i>2A</i>	<i>Paternity</i>	581	555
<i>3 Custody/Parenting Time</i>	<i>3A</i>	<i>Custody/Parenting Time</i>	881	851
<i>4 Support</i>	<i>4A</i>	<i>IV-D Intrastate</i>	930	982
	<i>4B</i>	<i>IV-D UIFSA</i>	0	0
	<i>4C</i>	<i>IV-D Other</i>	35	36
	<i>4D</i>	<i>Private (non-IV-D)</i>	98	106
	<i>4E</i>	<i>Other Support (non-divorce)</i>	169	177
<i>5 Visitation</i>	<i>5A</i>	<i>Visitation (non-divorce)</i>	27	29
<i>6 Emancipation of a Minor</i>	<i>6A</i>	<i>Emancipation of a Minor</i>	11	8
<i>7 Children Adoption</i>	<i>7A</i>	<i>DES</i>	13	16
	<i>7B</i>	<i>Private Agency</i>	0	0
	<i>7C</i>	<i>Private Attorney</i>	59	53
	<i>7D</i>	<i>Pro Per</i>	3	3
	<i>7E</i>	<i>Other County Attorney</i>	15	11
	<i>7F</i>	<i>Other Children Adoption</i>	7	8

(Continued)

Superior Court Case Activity by Fiscal Year

RURAL COUNTIES, _

DOMESTIC RELATIONS

			<i>FILINGS</i>	<i>TERMINATIONS</i>
			<i>Fiscal Year</i>	<i>Fiscal Year</i>
			<i>2018</i>	<i>2018</i>
<i>Section</i>	<i>Line Number</i>	<i>Case Type</i>		
<i>8 Domestic Violence/Harassment</i>	<i>8A</i>	<i>Civil Emergency Order of Protection</i>	1,804	1,798
	<i>8B</i>	<i>Civil Order of Protection</i>	0	0
	<i>8C</i>	<i>Civil Injunction Against Harassment</i>	686	672
<i>9 Other Domestic Relations</i>	<i>9A</i>	<i>Other Domestic Relations</i>	81	70
<i>Group Total</i>			11,661	11,669

Superior Court

Case Activity by Fiscal Year

URBAN COUNTIES, _

JUVENILE

			<i>FILINGS</i>	<i>TERMINATIONS</i>
			<i>Fiscal Year</i>	<i>Fiscal Year</i>
			<i>2018</i>	<i>2018</i>
<i>Section</i>	<i>Line Number</i>	<i>Case Type</i>		
<i>1 Juvenile</i>	<i>11A</i>	<i>Juvenile Dependency</i>	4,330	5,316
	<i>12A</i>	<i>Juvenile Delinquent /Incorrigible</i>	4,627	4,211
<i>Group Total</i>			8,957	9,527

Superior Court Case Activity by Fiscal Year

URBAN COUNTIES, _

DOMESTIC RELATIONS

			<i>FILINGS</i>	<i>TERMINATIONS</i>
			<i>Fiscal Year</i>	<i>Fiscal Year</i>
			<i>2018</i>	<i>2018</i>
<i>Section</i>	<i>Line Number</i>	<i>Case Type</i>		
<i>1 Marriage-Domestic Relations</i>	<i>1A</i>	<i>Marriage Dissolution/Divorce</i>	21,680	21,808
	<i>1B</i>	<i>Marriage Separation</i>	562	606
	<i>1C</i>	<i>Marriage Annulment</i>	329	316
<i>2 Paternity</i>	<i>2A</i>	<i>Paternity</i>	3,276	3,325
<i>3 Custody/Parenting Time</i>	<i>3A</i>	<i>Custody/Parenting Time</i>	2,683	2,743
<i>4 Support</i>	<i>4A</i>	<i>IV-D Intrastate</i>	106	107
	<i>4B</i>	<i>IV-D UIFSA</i>	563	550
	<i>4C</i>	<i>IV-D Other</i>	2,367	2,367
	<i>4D</i>	<i>Private (non-IV-D)</i>	201	180
	<i>4E</i>	<i>Other Support (non-divorce)</i>	0	0
<i>5 Visitation</i>	<i>5A</i>	<i>Visitation (non-divorce)</i>	122	134
<i>6 Emancipation of a Minor</i>	<i>6A</i>	<i>Emancipation of a Minor</i>	14	13
<i>7 Children Adoption</i>	<i>7A</i>	<i>DES</i>	1,316	1,406
	<i>7B</i>	<i>Private Agency</i>	76	96
	<i>7C</i>	<i>Private Attorney</i>	764	611
	<i>7D</i>	<i>Pro Per</i>	377	450
	<i>7E</i>	<i>Other County Attorney</i>	275	282
	<i>7F</i>	<i>Other Children Adoption</i>	446	497

(Continued)

Superior Court Case Activity by Fiscal Year

URBAN COUNTIES, _

DOMESTIC RELATIONS

			<i>FILINGS</i>	<i>TERMINATIONS</i>
			<i>Fiscal Year</i>	<i>Fiscal Year</i>
			<i>2018</i>	<i>2018</i>
<i>Section</i>	<i>Line Number</i>	<i>Case Type</i>		
<i>8 Domestic Violence/Harassment</i>	<i>8A</i>	<i>Civil Emergency Order of Protection</i>	97	97
	<i>8B</i>	<i>Civil Order of Protection</i>	11,145	11,088
	<i>8C</i>	<i>Civil Injunction Against Harassment</i>	3,074	3,002
<i>9 Other Domestic Relations</i>	<i>9A</i>	<i>Other Domestic Relations</i>	5,112	5,020
<i>Group Total</i>			54,585	54,698

Superior Court Case Activity by Fiscal Year

APACHE COUNTY, _

JUVENILE

			<i>FILINGS</i>	<i>TERMINATIONS</i>
			<i>Fiscal Year</i>	<i>Fiscal Year</i>
			<i>2018</i>	<i>2018</i>
<i>Section</i>	<i>Line Number</i>	<i>Case Type</i>		
1 Juvenile	11A	Juvenile Dependency	8	12
	12A	Juvenile Delinquent /Incorrigible	68	59
<i>Group Total</i>			76	71

Superior Court Case Activity by Fiscal Year

APACHE COUNTY, _

DOMESTIC RELATIONS

			FILINGS	TERMINATIONS
			Fiscal Year	Fiscal Year
			2018	2018
Section	Line Number	Case Type		
1 Marriage-Domestic Relations	1A	Marriage Dissolution/Divorce	99	92
	1B	Marriage Separation	5	2
	1C	Marriage Annulment	3	4
2 Paternity	2A	Paternity	3	3
3 Custody/Parenting Time	3A	Custody/Parenting Time	5	10
4 Support	4A	IV-D Intrastate	4	1
	4B	IV-D UIFSA	0	0
	4C	IV-D Other	0	0
	4D	Private (non-IV-D)	2	1
	4E	Other Support (non-divorce)	0	0
5 Visitation	5A	Visitation (non-divorce)	0	0
6 Emancipation of a Minor	6A	Emancipation of a Minor	1	1
7 Children Adoption	7A	DES	0	0
	7B	Private Agency	0	0
	7C	Private Attorney	0	0
	7D	Pro Per	0	0
	7E	Other County Attorney	0	0
	7F	Other Children Adoption	0	0

(Continued)

Superior Court Case Activity by Fiscal Year

APACHE COUNTY, _

DOMESTIC RELATIONS

			<i>FILINGS</i>	<i>TERMINATIONS</i>
			<i>Fiscal Year</i>	<i>Fiscal Year</i>
			<i>2018</i>	<i>2018</i>
<i>Section</i>	<i>Line Number</i>	<i>Case Type</i>		
<i>8 Domestic Violence/Harassment</i>	<i>8A</i>	<i>Civil Emergency Order of Protection</i>	16	16
	<i>8B</i>	<i>Civil Order of Protection</i>	0	0
	<i>8C</i>	<i>Civil Injunction Against Harassment</i>	0	0
<i>9 Other Domestic Relations</i>	<i>9A</i>	<i>Other Domestic Relations</i>	0	0
<i>Group Total</i>			138	130

Superior Court Case Activity by Fiscal Year

COCHISE COUNTY, _

JUVENILE

			<i>FILINGS</i>	<i>TERMINATIONS</i>
			<i>Fiscal Year</i>	<i>Fiscal Year</i>
			<i>2018</i>	<i>2018</i>
<i>Section</i>	<i>Line Number</i>	<i>Case Type</i>		
<i>1 Juvenile</i>	<i>11A</i>	<i>Juvenile Dependency</i>	81	193
	<i>12A</i>	<i>Juvenile Delinquent /Incorrigible</i>	155	138
<i>Group Total</i>			236	331

Superior Court Case Activity by Fiscal Year

COCHISE COUNTY, _

DOMESTIC RELATIONS

			FILINGS	TERMINATIONS
			Fiscal Year	Fiscal Year
			2018	2018
Section	Line Number	Case Type		
1 Marriage-Domestic Relations	1A	Marriage Dissolution/Divorce	619	623
	1B	Marriage Separation	18	20
	1C	Marriage Annulment	12	10
2 Paternity	2A	Paternity	70	71
3 Custody/Parenting Time	3A	Custody/Parenting Time	70	56
4 Support	4A	IV-D Intrastate	71	65
	4B	IV-D UIFSA	0	0
	4C	IV-D Other	0	0
	4D	Private (non-IV-D)	1	2
	4E	Other Support (non-divorce)	0	0
5 Visitation	5A	Visitation (non-divorce)	1	1
6 Emancipation of a Minor	6A	Emancipation of a Minor	4	3
7 Children Adoption	7A	DES	0	0
	7B	Private Agency	0	0
	7C	Private Attorney	0	0
	7D	Pro Per	0	0
	7E	Other County Attorney	0	0
	7F	Other Children Adoption	0	0

(Continued)

Superior Court

Case Activity by Fiscal Year

COCHISE COUNTY, _

DOMESTIC RELATIONS

			<i>FILINGS</i>	<i>TERMINATIONS</i>
			<i>Fiscal Year</i>	<i>Fiscal Year</i>
			<i>2018</i>	<i>2018</i>
<i>Section</i>	<i>Line Number</i>	<i>Case Type</i>		
<i>8 Domestic Violence/Harassment</i>	<i>8A</i>	<i>Civil Emergency Order of Protection</i>	124	126
	<i>8B</i>	<i>Civil Order of Protection</i>	0	0
	<i>8C</i>	<i>Civil Injunction Against Harassment</i>	81	80
<i>9 Other Domestic Relations</i>	<i>9A</i>	<i>Other Domestic Relations</i>	14	9
<i>Group Total</i>			1,085	1,066

Superior Court

Case Activity by Fiscal Year

COCONINO COUNTY, _

JUVENILE

			<i>FILINGS</i>	<i>TERMINATIONS</i>
			<i>Fiscal Year</i>	<i>Fiscal Year</i>
			<i>2018</i>	<i>2018</i>
<i>Section</i>	<i>Line Number</i>	<i>Case Type</i>		
<i>1 Juvenile</i>	<i>11A</i>	<i>Juvenile Dependency</i>	52	46
	<i>12A</i>	<i>Juvenile Delinquent /Incorrigible</i>	195	197
<i>Group Total</i>			247	243

Superior Court Case Activity by Fiscal Year

COCONINO COUNTY, _

DOMESTIC RELATIONS

			<i>FILINGS</i>	<i>TERMINATIONS</i>
			<i>Fiscal Year</i>	<i>Fiscal Year</i>
			<i>2018</i>	<i>2018</i>
<i>Section</i>	<i>Line Number</i>	<i>Case Type</i>		
<i>1 Marriage-Domestic Relations</i>	<i>1A</i>	<i>Marriage Dissolution/Divorce</i>	396	417
	<i>1B</i>	<i>Marriage Separation</i>	10	10
	<i>1C</i>	<i>Marriage Annulment</i>	12	12
<i>2 Paternity</i>	<i>2A</i>	<i>Paternity</i>	31	28
<i>3 Custody/Parenting Time</i>	<i>3A</i>	<i>Custody/Parenting Time</i>	36	32
<i>4 Support</i>	<i>4A</i>	<i>IV-D Intrastate</i>	42	49
	<i>4B</i>	<i>IV-D UIFSA</i>	0	0
	<i>4C</i>	<i>IV-D Other</i>	0	1
	<i>4D</i>	<i>Private (non-IV-D)</i>	1	1
	<i>4E</i>	<i>Other Support (non-divorce)</i>	0	0
<i>5 Visitation</i>	<i>5A</i>	<i>Visitation (non-divorce)</i>	7	13
<i>6 Emancipation of a Minor</i>	<i>6A</i>	<i>Emancipation of a Minor</i>	1	1
<i>7 Children Adoption</i>	<i>7A</i>	<i>DES</i>	0	0
	<i>7B</i>	<i>Private Agency</i>	0	0
	<i>7C</i>	<i>Private Attorney</i>	0	0
	<i>7D</i>	<i>Pro Per</i>	0	0
	<i>7E</i>	<i>Other County Attorney</i>	0	0
	<i>7F</i>	<i>Other Children Adoption</i>	0	0

(Continued)

Superior Court

Case Activity by Fiscal Year

COCONINO COUNTY, _

DOMESTIC RELATIONS

			<i>FILINGS</i>	<i>TERMINATIONS</i>
			<i>Fiscal Year</i>	<i>Fiscal Year</i>
			<i>2018</i>	<i>2018</i>
<i>Section</i>	<i>Line Number</i>	<i>Case Type</i>		
<i>8 Domestic Violence/Harassment</i>	<i>8A</i>	<i>Civil Emergency Order of Protection</i>	7	7
	<i>8B</i>	<i>Civil Order of Protection</i>	0	0
	<i>8C</i>	<i>Civil Injunction Against Harassment</i>	1	1
<i>9 Other Domestic Relations</i>	<i>9A</i>	<i>Other Domestic Relations</i>	8	12
<i>Group Total</i>			552	584

Superior Court

Case Activity by Fiscal Year

GILA COUNTY, _

JUVENILE

			<i>FILINGS</i>	<i>TERMINATIONS</i>
			<i>Fiscal Year</i>	<i>Fiscal Year</i>
			<i>2018</i>	<i>2018</i>
<i>Section</i>	<i>Line Number</i>	<i>Case Type</i>		
<i>1 Juvenile</i>	<i>11A</i>	<i>Juvenile Dependency</i>	41	60
	<i>12A</i>	<i>Juvenile Delinquent /Incorrigible</i>	167	162
<i>Group Total</i>			208	222

Superior Court Case Activity by Fiscal Year

GILA COUNTY, _

DOMESTIC RELATIONS

			<i>FILINGS</i>	<i>TERMINATIONS</i>
			<i>Fiscal Year</i>	<i>Fiscal Year</i>
			<i>2018</i>	<i>2018</i>
<i>Section</i>	<i>Line Number</i>	<i>Case Type</i>		
1 Marriage-Domestic Relations	1A	Marriage Dissolution/Divorce	185	220
	1B	Marriage Separation	2	6
	1C	Marriage Annulment	7	3
2 Paternity	2A	Paternity	8	12
3 Custody/Parenting Time	3A	Custody/Parenting Time	47	56
4 Support	4A	IV-D Intrastate	45	45
	4B	IV-D UIFSA	0	0
	4C	IV-D Other	2	3
	4D	Private (non-IV-D)	2	5
	4E	Other Support (non-divorce)	0	0
5 Visitation	5A	Visitation (non-divorce)	0	0
6 Emancipation of a Minor	6A	Emancipation of a Minor	0	0
7 Children Adoption	7A	DES	3	4
	7B	Private Agency	0	0
	7C	Private Attorney	6	4
	7D	Pro Per	0	0
	7E	Other County Attorney	0	0
	7F	Other Children Adoption	1	1

(Continued)

Superior Court

Case Activity by Fiscal Year

GILA COUNTY, _

DOMESTIC RELATIONS

			<i>FILINGS</i>	<i>TERMINATIONS</i>
			<i>Fiscal Year</i>	<i>Fiscal Year</i>
			<i>2018</i>	<i>2018</i>
<i>Section</i>	<i>Line Number</i>	<i>Case Type</i>		
<i>8 Domestic Violence/Harassment</i>	<i>8A</i>	<i>Civil Emergency Order of Protection</i>	84	80
	<i>8B</i>	<i>Civil Order of Protection</i>	0	0
	<i>8C</i>	<i>Civil Injunction Against Harassment</i>	9	9
<i>9 Other Domestic Relations</i>	<i>9A</i>	<i>Other Domestic Relations</i>	6	6
<i>Group Total</i>			407	454

Superior Court

Case Activity by Fiscal Year

GRAHAM COUNTY, _

JUVENILE

			<i>FILINGS</i>	<i>TERMINATIONS</i>
			<i>Fiscal Year</i>	<i>Fiscal Year</i>
			<i>2018</i>	<i>2018</i>
<i>Section</i>	<i>Line Number</i>	<i>Case Type</i>		
1 Juvenile	11A	Juvenile Dependency	20	22
	12A	Juvenile Delinquent /Incorrigible	158	145
<i>Group Total</i>			178	167

Superior Court

Case Activity by Fiscal Year

GRAHAM COUNTY, _

DOMESTIC RELATIONS

			FILINGS	TERMINATIONS
			Fiscal Year	Fiscal Year
			2018	2018
Section	Line Number	Case Type		
1 Marriage-Domestic Relations	1A	Marriage Dissolution/Divorce	177	174
	1B	Marriage Separation	3	3
	1C	Marriage Annulment	2	3
2 Paternity	2A	Paternity	13	11
3 Custody/Parenting Time	3A	Custody/Parenting Time	31	38
4 Support	4A	IV-D Intrastate	32	32
	4B	IV-D UIFSA	0	0
	4C	IV-D Other	1	1
	4D	Private (non-IV-D)	3	2
	4E	Other Support (non-divorce)	0	0
5 Visitation	5A	Visitation (non-divorce)	1	4
6 Emancipation of a Minor	6A	Emancipation of a Minor	0	0
7 Children Adoption	7A	DES	0	0
	7B	Private Agency	0	0
	7C	Private Attorney	0	0
	7D	Pro Per	0	0
	7E	Other County Attorney	0	0
	7F	Other Children Adoption	0	0

(Continued)

Superior Court Case Activity by Fiscal Year

GRAHAM COUNTY, _

DOMESTIC RELATIONS

			<i>FILINGS</i>	<i>TERMINATIONS</i>
			<i>Fiscal Year</i>	<i>Fiscal Year</i>
			<i>2018</i>	<i>2018</i>
<i>Section</i>	<i>Line Number</i>	<i>Case Type</i>		
<i>8 Domestic Violence/Harassment</i>	<i>8A</i>	<i>Civil Emergency Order of Protection</i>	77	78
	<i>8B</i>	<i>Civil Order of Protection</i>	0	0
	<i>8C</i>	<i>Civil Injunction Against Harassment</i>	21	17
<i>9 Other Domestic Relations</i>	<i>9A</i>	<i>Other Domestic Relations</i>	0	2
<i>Group Total</i>			361	365

Superior Court Case Activity by Fiscal Year

GREENLEE COUNTY, _

JUVENILE

			<i>FILINGS</i>	<i>TERMINATIONS</i>
			<i>Fiscal Year</i>	<i>Fiscal Year</i>
			<i>2018</i>	<i>2018</i>
<i>Section</i>	<i>Line Number</i>	<i>Case Type</i>		
1 Juvenile	11A	Juvenile Dependency	8	4
	12A	Juvenile Delinquent /Incorrigible	18	16
<i>Group Total</i>			26	20

Superior Court Case Activity by Fiscal Year

GREENLEE COUNTY, _

DOMESTIC RELATIONS

			<i>FILINGS</i>	<i>TERMINATIONS</i>
			<i>Fiscal Year</i>	<i>Fiscal Year</i>
			<i>2018</i>	<i>2018</i>
<i>Section</i>	<i>Line Number</i>	<i>Case Type</i>		
<i>1 Marriage-Domestic Relations</i>	<i>1A</i>	<i>Marriage Dissolution/Divorce</i>	61	60
	<i>1B</i>	<i>Marriage Separation</i>	2	1
	<i>1C</i>	<i>Marriage Annulment</i>	2	3
<i>2 Paternity</i>	<i>2A</i>	<i>Paternity</i>	0	1
<i>3 Custody/Parenting Time</i>	<i>3A</i>	<i>Custody/Parenting Time</i>	7	9
<i>4 Support</i>	<i>4A</i>	<i>IV-D Intrastate</i>	0	0
	<i>4B</i>	<i>IV-D UIFSA</i>	0	0
	<i>4C</i>	<i>IV-D Other</i>	1	1
	<i>4D</i>	<i>Private (non-IV-D)</i>	0	1
	<i>4E</i>	<i>Other Support (non-divorce)</i>	0	0
<i>5 Visitation</i>	<i>5A</i>	<i>Visitation (non-divorce)</i>	0	0
<i>6 Emancipation of a Minor</i>	<i>6A</i>	<i>Emancipation of a Minor</i>	0	0
<i>7 Children Adoption</i>	<i>7A</i>	<i>DES</i>	0	0
	<i>7B</i>	<i>Private Agency</i>	0	0
	<i>7C</i>	<i>Private Attorney</i>	0	0
	<i>7D</i>	<i>Pro Per</i>	0	0
	<i>7E</i>	<i>Other County Attorney</i>	0	0
	<i>7F</i>	<i>Other Children Adoption</i>	0	0

(Continued)

Superior Court

Case Activity by Fiscal Year

GREENLEE COUNTY, _

DOMESTIC RELATIONS

			<i>FILINGS</i>	<i>TERMINATIONS</i>
			<i>Fiscal Year</i>	<i>Fiscal Year</i>
			<i>2018</i>	<i>2018</i>
<i>Section</i>	<i>Line Number</i>	<i>Case Type</i>		
<i>8 Domestic Violence/Harassment</i>	<i>8A</i>	<i>Civil Emergency Order of Protection</i>	11	11
	<i>8B</i>	<i>Civil Order of Protection</i>	0	0
	<i>8C</i>	<i>Civil Injunction Against Harassment</i>	4	4
<i>9 Other Domestic Relations</i>	<i>9A</i>	<i>Other Domestic Relations</i>	1	0
<i>Group Total</i>			89	91

Superior Court Case Activity by Fiscal Year

LA PAZ COUNTY, _

JUVENILE

			<i>FILINGS</i>	<i>TERMINATIONS</i>
			<i>Fiscal Year</i>	<i>Fiscal Year</i>
			<i>2018</i>	<i>2018</i>
<i>Section</i>	<i>Line Number</i>	<i>Case Type</i>		
<i>1 Juvenile</i>	<i>11A</i>	<i>Juvenile Dependency</i>	11	14
	<i>12A</i>	<i>Juvenile Delinquent /Incorrigible</i>	20	3
<i>Group Total</i>			31	17

Superior Court

Case Activity by Fiscal Year

LA PAZ COUNTY, _

DOMESTIC RELATIONS

			<i>FILINGS</i>	<i>TERMINATIONS</i>
			<i>Fiscal Year</i>	<i>Fiscal Year</i>
			<i>2018</i>	<i>2018</i>
<i>Section</i>	<i>Line Number</i>	<i>Case Type</i>		
1 Marriage-Domestic Relations	1A	Marriage Dissolution/Divorce	69	74
	1B	Marriage Separation	2	2
	1C	Marriage Annulment	2	2
2 Paternity	2A	Paternity	2	3
3 Custody/Parenting Time	3A	Custody/Parenting Time	12	9
4 Support	4A	IV-D Intrastate	2	7
	4B	IV-D UIFSA	0	0
	4C	IV-D Other	0	2
	4D	Private (non-IV-D)	1	1
	4E	Other Support (non-divorce)	0	0
5 Visitation	5A	Visitation (non-divorce)	0	0
6 Emancipation of a Minor	6A	Emancipation of a Minor	1	1
7 Children Adoption	7A	DES	0	0
	7B	Private Agency	0	0
	7C	Private Attorney	0	0
	7D	Pro Per	0	0
	7E	Other County Attorney	0	0
	7F	Other Children Adoption	0	0

(Continued)

Superior Court

Case Activity by Fiscal Year

LA PAZ COUNTY, _

DOMESTIC RELATIONS

			<i>FILINGS</i>	<i>TERMINATIONS</i>
			<i>Fiscal Year</i>	<i>Fiscal Year</i>
			<i>2018</i>	<i>2018</i>
<i>Section</i>	<i>Line Number</i>	<i>Case Type</i>		
<i>8 Domestic Violence/Harassment</i>	<i>8A</i>	<i>Civil Emergency Order of Protection</i>	6	6
	<i>8B</i>	<i>Civil Order of Protection</i>	0	0
	<i>8C</i>	<i>Civil Injunction Against Harassment</i>	0	0
<i>9 Other Domestic Relations</i>	<i>9A</i>	<i>Other Domestic Relations</i>	1	2
<i>Group Total</i>			98	109

Superior Court Case Activity by Fiscal Year

MARICOPA COUNTY, _

JUVENILE

			<i>FILINGS</i>	<i>TERMINATIONS</i>
			<i>Fiscal Year</i>	<i>Fiscal Year</i>
			<i>2018</i>	<i>2018</i>
<i>Section</i>	<i>Line Number</i>	<i>Case Type</i>		
<i>1 Juvenile</i>	<i>11A</i>	<i>Juvenile Dependency</i>	3,392	4,027
	<i>12A</i>	<i>Juvenile Delinquent /Incorrigible</i>	3,559	3,202
<i>Group Total</i>			6,951	7,229

Superior Court Case Activity by Fiscal Year

MARICOPA COUNTY, _

DOMESTIC RELATIONS

			<i>FILINGS</i>	<i>TERMINATIONS</i>
			<i>Fiscal Year</i>	<i>Fiscal Year</i>
			<i>2018</i>	<i>2018</i>
<i>Section</i>	<i>Line Number</i>	<i>Case Type</i>		
<i>1 Marriage-Domestic Relations</i>	<i>1A</i>	<i>Marriage Dissolution/Divorce</i>	17,799	18,039
	<i>1B</i>	<i>Marriage Separation</i>	512	554
	<i>1C</i>	<i>Marriage Annulment</i>	304	291
<i>2 Paternity</i>	<i>2A</i>	<i>Paternity</i>	2,591	2,574
<i>3 Custody/Parenting Time</i>	<i>3A</i>	<i>Custody/Parenting Time</i>	2,648	2,690
<i>4 Support</i>	<i>4A</i>	<i>IV-D Intrastate</i>	26	26
	<i>4B</i>	<i>IV-D UIFSA</i>	506	506
	<i>4C</i>	<i>IV-D Other</i>	2,367	2,367
	<i>4D</i>	<i>Private (non-IV-D)</i>	175	153
	<i>4E</i>	<i>Other Support (non-divorce)</i>	0	0
<i>5 Visitation</i>	<i>5A</i>	<i>Visitation (non-divorce)</i>	122	134
<i>6 Emancipation of a Minor</i>	<i>6A</i>	<i>Emancipation of a Minor</i>	14	13
<i>7 Children Adoption</i>	<i>7A</i>	<i>DES</i>	1,314	1,404
	<i>7B</i>	<i>Private Agency</i>	67	87
	<i>7C</i>	<i>Private Attorney</i>	470	359
	<i>7D</i>	<i>Pro Per</i>	377	450
	<i>7E</i>	<i>Other County Attorney</i>	271	278
	<i>7F</i>	<i>Other Children Adoption</i>	5	6

(Continued)

Superior Court Case Activity by Fiscal Year

MARICOPA COUNTY, _

DOMESTIC RELATIONS

			<i>FILINGS</i>	<i>TERMINATIONS</i>
			<i>Fiscal Year</i>	<i>Fiscal Year</i>
			<i>2018</i>	<i>2018</i>
<i>Section</i>	<i>Line Number</i>	<i>Case Type</i>		
<i>8 Domestic Violence/Harassment</i>	<i>8A</i>	<i>Civil Emergency Order of Protection</i>	97	97
	<i>8B</i>	<i>Civil Order of Protection</i>	8,563	8,471
	<i>8C</i>	<i>Civil Injunction Against Harassment</i>	2,283	2,238
<i>9 Other Domestic Relations</i>	<i>9A</i>	<i>Other Domestic Relations</i>	151	138
<i>Group Total</i>			40,662	40,875

Superior Court

Case Activity by Fiscal Year

MOHAVE COUNTY, _

JUVENILE

			<i>FILINGS</i>	<i>TERMINATIONS</i>
			<i>Fiscal Year</i>	<i>Fiscal Year</i>
			<i>2018</i>	<i>2018</i>
<i>Section</i>	<i>Line Number</i>	<i>Case Type</i>		
<i>1 Juvenile</i>	<i>11A</i>	<i>Juvenile Dependency</i>	247	221
	<i>12A</i>	<i>Juvenile Delinquent /Incorrigible</i>	316	250
<i>Group Total</i>			563	471

Superior Court

Case Activity by Fiscal Year

MOHAVE COUNTY, _

DOMESTIC RELATIONS

			<i>FILINGS</i>	<i>TERMINATIONS</i>
			<i>Fiscal Year</i>	<i>Fiscal Year</i>
			<i>2018</i>	<i>2018</i>
<i>Section</i>	<i>Line Number</i>	<i>Case Type</i>		
<i>1 Marriage-Domestic Relations</i>	<i>1A</i>	<i>Marriage Dissolution/Divorce</i>	862	870
	<i>1B</i>	<i>Marriage Separation</i>	19	19
	<i>1C</i>	<i>Marriage Annulment</i>	14	10
<i>2 Paternity</i>	<i>2A</i>	<i>Paternity</i>	82	75
<i>3 Custody/Parenting Time</i>	<i>3A</i>	<i>Custody/Parenting Time</i>	168	156
<i>4 Support</i>	<i>4A</i>	<i>IV-D Intrastate</i>	107	96
	<i>4B</i>	<i>IV-D UIFSA</i>	0	0
	<i>4C</i>	<i>IV-D Other</i>	0	3
	<i>4D</i>	<i>Private (non-IV-D)</i>	25	31
	<i>4E</i>	<i>Other Support (non-divorce)</i>	163	169
<i>5 Visitation</i>	<i>5A</i>	<i>Visitation (non-divorce)</i>	3	2
<i>6 Emancipation of a Minor</i>	<i>6A</i>	<i>Emancipation of a Minor</i>	2	0
<i>7 Children Adoption</i>	<i>7A</i>	<i>DES</i>	0	0
	<i>7B</i>	<i>Private Agency</i>	0	0
	<i>7C</i>	<i>Private Attorney</i>	0	0
	<i>7D</i>	<i>Pro Per</i>	0	0
	<i>7E</i>	<i>Other County Attorney</i>	0	0
	<i>7F</i>	<i>Other Children Adoption</i>	0	0

(Continued)

Superior Court

Case Activity by Fiscal Year

MOHAVE COUNTY, _

DOMESTIC RELATIONS

			<i>FILINGS</i>	<i>TERMINATIONS</i>
			<i>Fiscal Year</i>	<i>Fiscal Year</i>
			<i>2018</i>	<i>2018</i>
<i>Section</i>	<i>Line Number</i>	<i>Case Type</i>		
<i>8 Domestic Violence/Harassment</i>	<i>8A</i>	<i>Civil Emergency Order of Protection</i>	448	451
	<i>8B</i>	<i>Civil Order of Protection</i>	0	0
	<i>8C</i>	<i>Civil Injunction Against Harassment</i>	42	37
<i>9 Other Domestic Relations</i>	<i>9A</i>	<i>Other Domestic Relations</i>	37	26
<i>Group Total</i>			1,972	1,945

Superior Court

Case Activity by Fiscal Year

NAVAJO COUNTY, _

JUVENILE

			<i>FILINGS</i>	<i>TERMINATIONS</i>
			<i>Fiscal Year</i>	<i>Fiscal Year</i>
			<i>2018</i>	<i>2018</i>
<i>Section</i>	<i>Line Number</i>	<i>Case Type</i>		
<i>1 Juvenile</i>	<i>11A</i>	<i>Juvenile Dependency</i>	44	31
	<i>12A</i>	<i>Juvenile Delinquent /Incorrigible</i>	142	121
<i>Group Total</i>			186	152

Superior Court Case Activity by Fiscal Year

NAVAJO COUNTY, _

DOMESTIC RELATIONS

			<i>FILINGS</i>	<i>TERMINATIONS</i>
			<i>Fiscal Year</i>	<i>Fiscal Year</i>
			<i>2018</i>	<i>2018</i>
<i>Section</i>	<i>Line Number</i>	<i>Case Type</i>		
1 Marriage-Domestic Relations	1A	Marriage Dissolution/Divorce	282	278
	1B	Marriage Separation	8	6
	1C	Marriage Annulment	3	3
2 Paternity	2A	Paternity	14	16
3 Custody/Parenting Time	3A	Custody/Parenting Time	55	46
4 Support	4A	IV-D Intrastate	58	51
	4B	IV-D UIFSA	0	0
	4C	IV-D Other	1	0
	4D	Private (non-IV-D)	12	8
	4E	Other Support (non-divorce)	0	0
5 Visitation	5A	Visitation (non-divorce)	0	0
6 Emancipation of a Minor	6A	Emancipation of a Minor	0	0
7 Children Adoption	7A	DES	0	0
	7B	Private Agency	0	0
	7C	Private Attorney	12	12
	7D	Pro Per	2	2
	7E	Other County Attorney	1	2
	7F	Other Children Adoption	4	4

(Continued)

Superior Court

Case Activity by Fiscal Year

NAVAJO COUNTY, _

DOMESTIC RELATIONS

			<i>FILINGS</i>	<i>TERMINATIONS</i>
			<i>Fiscal Year</i>	<i>Fiscal Year</i>
			<i>2018</i>	<i>2018</i>
<i>Section</i>	<i>Line Number</i>	<i>Case Type</i>		
<i>8 Domestic Violence/Harassment</i>	<i>8A</i>	<i>Civil Emergency Order of Protection</i>	17	15
	<i>8B</i>	<i>Civil Order of Protection</i>	0	0
	<i>8C</i>	<i>Civil Injunction Against Harassment</i>	11	10
<i>9 Other Domestic Relations</i>	<i>9A</i>	<i>Other Domestic Relations</i>	0	1
<i>Group Total</i>			480	454

Superior Court

Case Activity by Fiscal Year

PIMA COUNTY, _

JUVENILE

			<i>FILINGS</i>	<i>TERMINATIONS</i>
			<i>Fiscal Year</i>	<i>Fiscal Year</i>
			<i>2018</i>	<i>2018</i>
<i>Section</i>	<i>Line Number</i>	<i>Case Type</i>		
<i>1 Juvenile</i>	<i>11A</i>	<i>Juvenile Dependency</i>	938	1,289
	<i>12A</i>	<i>Juvenile Delinquent /Incorrigible</i>	1,068	1,009
<i>Group Total</i>			2,006	2,298

Superior Court Case Activity by Fiscal Year

PIMA COUNTY, _

DOMESTIC RELATIONS

			<i>FILINGS</i>	<i>TERMINATIONS</i>
			<i>Fiscal Year</i>	<i>Fiscal Year</i>
			<i>2018</i>	<i>2018</i>
<i>Section</i>	<i>Line Number</i>	<i>Case Type</i>		
1 Marriage-Domestic Relations	1A	Marriage Dissolution/Divorce	3,881	3,769
	1B	Marriage Separation	50	52
	1C	Marriage Annulment	25	25
2 Paternity	2A	Paternity	685	751
3 Custody/Parenting Time	3A	Custody/Parenting Time	35	53
4 Support	4A	IV-D Intrastate	80	81
	4B	IV-D UIFSA	57	44
	4C	IV-D Other	0	0
	4D	Private (non-IV-D)	26	27
	4E	Other Support (non-divorce)	0	0
5 Visitation	5A	Visitation (non-divorce)	0	0
6 Emancipation of a Minor	6A	Emancipation of a Minor	0	0
7 Children Adoption	7A	DES	2	2
	7B	Private Agency	9	9
	7C	Private Attorney	294	252
	7D	Pro Per	0	0
	7E	Other County Attorney	4	4
	7F	Other Children Adoption	441	491

(Continued)

Superior Court

Case Activity by Fiscal Year

PIMA COUNTY, _

DOMESTIC RELATIONS

			<i>FILINGS</i>	<i>TERMINATIONS</i>
			<i>Fiscal Year</i>	<i>Fiscal Year</i>
			<i>2018</i>	<i>2018</i>
<i>Section</i>	<i>Line Number</i>	<i>Case Type</i>		
<i>8 Domestic Violence/Harassment</i>	<i>8A</i>	<i>Civil Emergency Order of Protection</i>	0	0
	<i>8B</i>	<i>Civil Order of Protection</i>	2,582	2,617
	<i>8C</i>	<i>Civil Injunction Against Harassment</i>	791	764
<i>9 Other Domestic Relations</i>	<i>9A</i>	<i>Other Domestic Relations</i>	4,961	4,882
<i>Group Total</i>			13,923	13,823

Superior Court Case Activity by Fiscal Year

PINAL COUNTY, _

JUVENILE

			<i>FILINGS</i>	<i>TERMINATIONS</i>
			<i>Fiscal Year</i>	<i>Fiscal Year</i>
			<i>2018</i>	<i>2018</i>
<i>Section</i>	<i>Line Number</i>	<i>Case Type</i>		
<i>1 Juvenile</i>	<i>11A</i>	<i>Juvenile Dependency</i>	334	433
	<i>12A</i>	<i>Juvenile Delinquent /Incorrigible</i>	514	398
<i>Group Total</i>			848	831

Superior Court

Case Activity by Fiscal Year

PINAL COUNTY, _

DOMESTIC RELATIONS

			FILINGS	TERMINATIONS
			Fiscal Year	Fiscal Year
			2018	2018
Section	Line Number	Case Type		
1 Marriage-Domestic Relations	1A	Marriage Dissolution/Divorce	1,263	1,222
	1B	Marriage Separation	31	23
	1C	Marriage Annulment	9	10
2 Paternity	2A	Paternity	188	156
3 Custody/Parenting Time	3A	Custody/Parenting Time	212	198
4 Support	4A	IV-D Intrastate	187	206
	4B	IV-D UIFSA	0	0
	4C	IV-D Other	14	10
	4D	Private (non-IV-D)	24	19
	4E	Other Support (non-divorce)	6	8
5 Visitation	5A	Visitation (non-divorce)	7	4
6 Emancipation of a Minor	6A	Emancipation of a Minor	1	0
7 Children Adoption	7A	DES	6	7
	7B	Private Agency	0	0
	7C	Private Attorney	4	6
	7D	Pro Per	0	0
	7E	Other County Attorney	1	2
	7F	Other Children Adoption	0	2

(Continued)

Superior Court

Case Activity by Fiscal Year

PINAL COUNTY, _

DOMESTIC RELATIONS

			<i>FILINGS</i>	<i>TERMINATIONS</i>
			<i>Fiscal Year</i>	<i>Fiscal Year</i>
			<i>2018</i>	<i>2018</i>
<i>Section</i>	<i>Line Number</i>	<i>Case Type</i>		
<i>8 Domestic Violence/Harassment</i>	<i>8A</i>	<i>Civil Emergency Order of Protection</i>	376	371
	<i>8B</i>	<i>Civil Order of Protection</i>	0	0
	<i>8C</i>	<i>Civil Injunction Against Harassment</i>	201	198
<i>9 Other Domestic Relations</i>	<i>9A</i>	<i>Other Domestic Relations</i>	5	5
<i>Group Total</i>			2,535	2,447

Superior Court

Case Activity by Fiscal Year

SANTA CRUZ COUNTY, _

JUVENILE

			<i>FILINGS</i>	<i>TERMINATIONS</i>
			<i>Fiscal Year</i>	<i>Fiscal Year</i>
			<i>2018</i>	<i>2018</i>
<i>Section</i>	<i>Line Number</i>	<i>Case Type</i>		
1 Juvenile	11A	Juvenile Dependency	16	18
	12A	Juvenile Delinquent /Incorrigible	155	164
<i>Group Total</i>			171	182

Superior Court Case Activity by Fiscal Year

SANTA CRUZ COUNTY, _

DOMESTIC RELATIONS

			<i>FILINGS</i>	<i>TERMINATIONS</i>
			<i>Fiscal Year</i>	<i>Fiscal Year</i>
			<i>2018</i>	<i>2018</i>
<i>Section</i>	<i>Line Number</i>	<i>Case Type</i>		
<i>1 Marriage-Domestic Relations</i>	<i>1A</i>	<i>Marriage Dissolution/Divorce</i>	169	174
	<i>1B</i>	<i>Marriage Separation</i>	0	0
	<i>1C</i>	<i>Marriage Annulment</i>	1	3
<i>2 Paternity</i>	<i>2A</i>	<i>Paternity</i>	20	29
<i>3 Custody/Parenting Time</i>	<i>3A</i>	<i>Custody/Parenting Time</i>	22	25
<i>4 Support</i>	<i>4A</i>	<i>IV-D Intrastate</i>	74	90
	<i>4B</i>	<i>IV-D UIFSA</i>	0	0
	<i>4C</i>	<i>IV-D Other</i>	2	3
	<i>4D</i>	<i>Private (non-IV-D)</i>	4	6
	<i>4E</i>	<i>Other Support (non-divorce)</i>	0	0
<i>5 Visitation</i>	<i>5A</i>	<i>Visitation (non-divorce)</i>	1	0
<i>6 Emancipation of a Minor</i>	<i>6A</i>	<i>Emancipation of a Minor</i>	0	0
<i>7 Children Adoption</i>	<i>7A</i>	<i>DES</i>	4	5
	<i>7B</i>	<i>Private Agency</i>	0	0
	<i>7C</i>	<i>Private Attorney</i>	0	0
	<i>7D</i>	<i>Pro Per</i>	1	1
	<i>7E</i>	<i>Other County Attorney</i>	0	0
	<i>7F</i>	<i>Other Children Adoption</i>	0	0

(Continued)

Superior Court Case Activity by Fiscal Year

SANTA CRUZ COUNTY, _

DOMESTIC RELATIONS

			<i>FILINGS</i>	<i>TERMINATIONS</i>
			<i>Fiscal Year</i>	<i>Fiscal Year</i>
			<i>2018</i>	<i>2018</i>
<i>Section</i>	<i>Line Number</i>	<i>Case Type</i>		
<i>8 Domestic Violence/Harassment</i>	<i>8A</i>	<i>Civil Emergency Order of Protection</i>	93	95
	<i>8B</i>	<i>Civil Order of Protection</i>	0	0
	<i>8C</i>	<i>Civil Injunction Against Harassment</i>	15	15
<i>9 Other Domestic Relations</i>	<i>9A</i>	<i>Other Domestic Relations</i>	0	0
<i>Group Total</i>			406	446

Superior Court

Case Activity by Fiscal Year

YAVAPAI COUNTY, _

JUVENILE

			<i>FILINGS</i>	<i>TERMINATIONS</i>
			<i>Fiscal Year</i>	<i>Fiscal Year</i>
			<i>2018</i>	<i>2018</i>
<i>Section</i>	<i>Line Number</i>	<i>Case Type</i>		
<i>1 Juvenile</i>	<i>11A</i>	<i>Juvenile Dependency</i>	145	79
	<i>12A</i>	<i>Juvenile Delinquent /Incorrigible</i>	494	458
<i>Group Total</i>			639	537

Superior Court

Case Activity by Fiscal Year

YAVAPAI COUNTY, _

DOMESTIC RELATIONS

			<i>FILINGS</i>	<i>TERMINATIONS</i>
			<i>Fiscal Year</i>	<i>Fiscal Year</i>
			<i>2018</i>	<i>2018</i>
<i>Section</i>	<i>Line Number</i>	<i>Case Type</i>		
<i>1 Marriage-Domestic Relations</i>	<i>1A</i>	<i>Marriage Dissolution/Divorce</i>	994	999
	<i>1B</i>	<i>Marriage Separation</i>	39	38
	<i>1C</i>	<i>Marriage Annulment</i>	19	20
<i>2 Paternity</i>	<i>2A</i>	<i>Paternity</i>	75	65
<i>3 Custody/Parenting Time</i>	<i>3A</i>	<i>Custody/Parenting Time</i>	112	100
<i>4 Support</i>	<i>4A</i>	<i>IV-D Intrastate</i>	76	86
	<i>4B</i>	<i>IV-D UIFSA</i>	0	0
	<i>4C</i>	<i>IV-D Other</i>	7	7
	<i>4D</i>	<i>Private (non-IV-D)</i>	21	27
	<i>4E</i>	<i>Other Support (non-divorce)</i>	0	0
<i>5 Visitation</i>	<i>5A</i>	<i>Visitation (non-divorce)</i>	1	2
<i>6 Emancipation of a Minor</i>	<i>6A</i>	<i>Emancipation of a Minor</i>	1	2
<i>7 Children Adoption</i>	<i>7A</i>	<i>DES</i>	0	0
	<i>7B</i>	<i>Private Agency</i>	0	0
	<i>7C</i>	<i>Private Attorney</i>	0	0
	<i>7D</i>	<i>Pro Per</i>	0	0
	<i>7E</i>	<i>Other County Attorney</i>	1	1
	<i>7F</i>	<i>Other Children Adoption</i>	0	0

(Continued)

Superior Court Case Activity by Fiscal Year

YAVAPAI COUNTY, _

DOMESTIC RELATIONS

			<i>FILINGS</i>	<i>TERMINATIONS</i>
			<i>Fiscal Year</i>	<i>Fiscal Year</i>
			<i>2018</i>	<i>2018</i>
<i>Section</i>	<i>Line Number</i>	<i>Case Type</i>		
<i>8 Domestic Violence/Harassment</i>	<i>8A</i>	<i>Civil Emergency Order of Protection</i>	177	173
	<i>8B</i>	<i>Civil Order of Protection</i>	0	0
	<i>8C</i>	<i>Civil Injunction Against Harassment</i>	62	63
<i>9 Other Domestic Relations</i>	<i>9A</i>	<i>Other Domestic Relations</i>	3	3
<i>Group Total</i>			1,588	1,586

Superior Court

Case Activity by Fiscal Year

YUMA COUNTY, _

JUVENILE

			<i>FILINGS</i>	<i>TERMINATIONS</i>
			<i>Fiscal Year</i>	<i>Fiscal Year</i>
			<i>2018</i>	<i>2018</i>
<i>Section</i>	<i>Line Number</i>	<i>Case Type</i>		
1 Juvenile	11A	Juvenile Dependency	86	113
	12A	Juvenile Delinquent /Incorrigible	816	737
<i>Group Total</i>			902	850

Superior Court

Case Activity by Fiscal Year

YUMA COUNTY, _

DOMESTIC RELATIONS

			<i>FILINGS</i>	<i>TERMINATIONS</i>
			<i>Fiscal Year</i>	<i>Fiscal Year</i>
			<i>2018</i>	<i>2018</i>
<i>Section</i>	<i>Line Number</i>	<i>Case Type</i>		
1 Marriage-Domestic Relations	1A	Marriage Dissolution/Divorce	844	858
	1B	Marriage Separation	11	9
	1C	Marriage Annulment	5	11
2 Paternity	2A	Paternity	75	85
3 Custody/Parenting Time	3A	Custody/Parenting Time	104	116
4 Support	4A	IV-D Intrastate	232	254
	4B	IV-D UIFSA	0	0
	4C	IV-D Other	7	5
	4D	Private (non-IV-D)	2	2
	4E	Other Support (non-divorce)	0	0
5 Visitation	5A	Visitation (non-divorce)	6	3
6 Emancipation of a Minor	6A	Emancipation of a Minor	0	0
7 Children Adoption	7A	DES	0	0
	7B	Private Agency	0	0
	7C	Private Attorney	37	31
	7D	Pro Per	0	0
	7E	Other County Attorney	12	6
	7F	Other Children Adoption	2	1

(Continued)

Superior Court

Case Activity by Fiscal Year

YUMA COUNTY, _

DOMESTIC RELATIONS

			<i>FILINGS</i>	<i>TERMINATIONS</i>
			<i>Fiscal Year</i>	<i>Fiscal Year</i>
			<i>2018</i>	<i>2018</i>
<i>Section</i>	<i>Line Number</i>	<i>Case Type</i>		
<i>8 Domestic Violence/Harassment</i>	<i>8A</i>	<i>Civil Emergency Order of Protection</i>	368	369
	<i>8B</i>	<i>Civil Order of Protection</i>	0	0
	<i>8C</i>	<i>Civil Injunction Against Harassment</i>	239	238
<i>9 Other Domestic Relations</i>	<i>9A</i>	<i>Other Domestic Relations</i>	6	4
<i>Group Total</i>			1,950	1,992