

ABBREVIATIONS
(Appellate)

App. Sp. Examiner	Appointment of Special Examiner
Corp. Comm/ Electr Power.....	Corporation Commission/Electrical Power
Decis	Decisions
Disb.....	Disability
Exam/Admiss.....	Examination/Admission
Extraord.....	Extraordinary
Ind. Comm.	Industrial Commission
Memo	Memorandum
MH Sexual Predator.....	Mental Health Sexual Predator
Pet Rev/PR.....	Petition for Review
Post-Conv. Relief.....	Post-Conviction Relief
Resig..	Resignation
Settlement Conf.	Settlement Conference
SP Action-Other.....	Special Action - Other
Stat. Adj.	Statistical Adjustment
Term.....	Terminated
WCIR.....	Water Case in Review

SUPREME COURT

Narrative Summary

Filings

During fiscal year 2019, 1,106 cases were filed in the Supreme Court, a decrease of 15.6% from the 1,311 cases filed during FY 2018. The total petitions for review decreased from 969 in FY 2018 to 795 in FY 2019, a decrease of 18.0%. Special action case filings also decreased, from 110 in FY 2018 to 77 in FY 2019, down 30.0%.

Terminations & Pending Caseloads

The Supreme Court disposed of 1,244 cases during FY 2019, a slight increase of 1.5% compared to the 1,226 terminated the previous fiscal year. The number of cases pending at the end of the fiscal year decreased 23.1% from 593 at the end of FY 2018 to 456 at the end of FY 2019.

Detailed breakdowns of “State Bar Matters” and “All Other Cases” and a State Bar Activity Report follow the filings and terminations summaries of this publication.

Figure 1

Supreme Court Case Filings and Terminations for State Fiscal Year 2018 and 2019

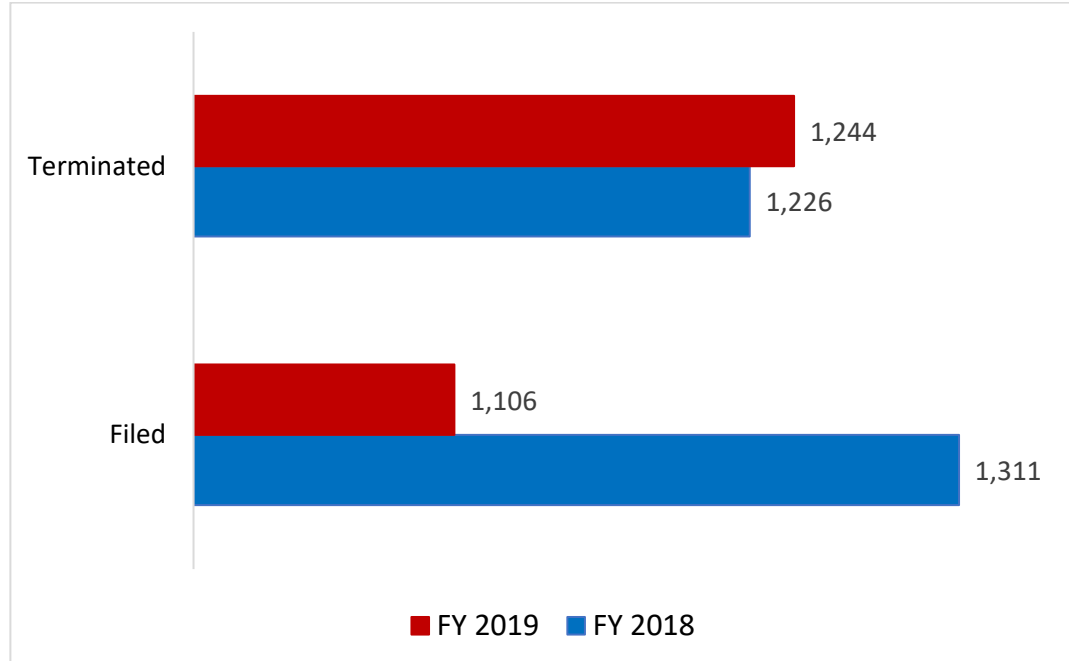
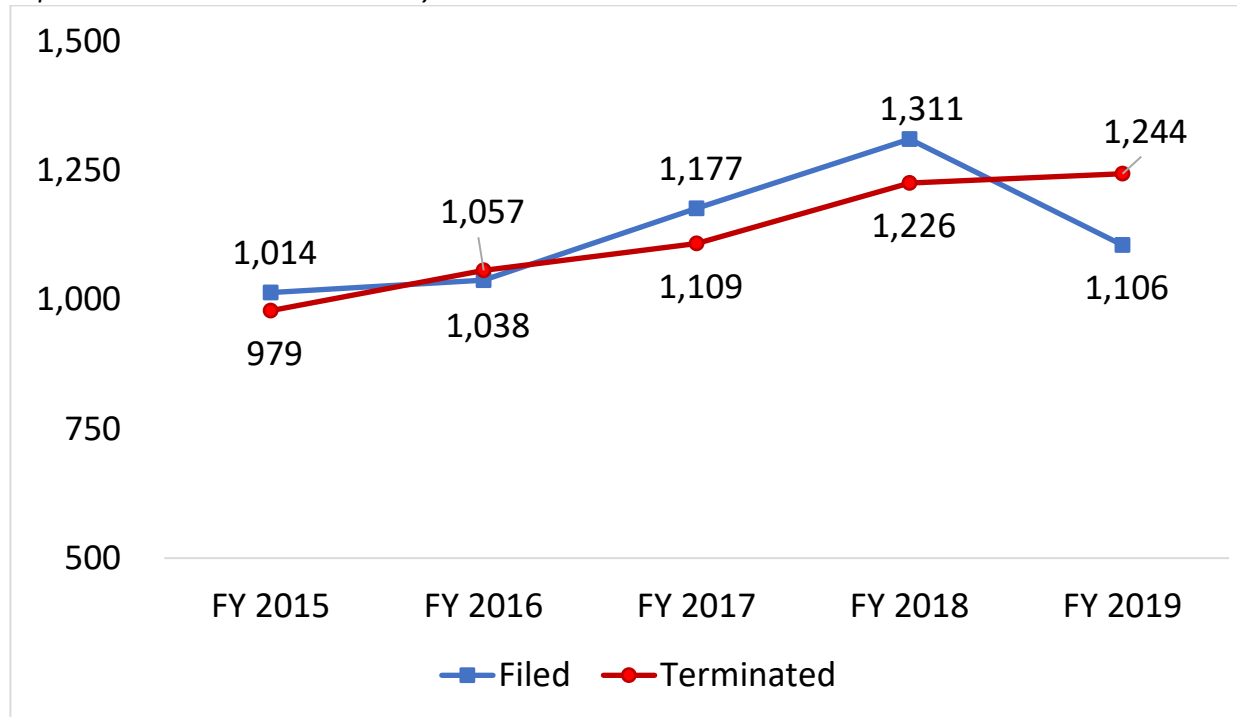


Figure 2

Supreme Court Annual Case Activity FY 2014-2018 Cases Filed and Terminated

Note. Cases filed are original filing only; cases terminated do not include transfers out.

SUPREME COURT CASE ACTIVITY
FISCAL YEAR 2019

ALL CASES ON FILE

TYPE OF ACTION	PENDING 7/1/2018	CASES FILED	REIN- STATED	TRANS- FER IN	TRANS- FER OUT	STAT ADJ	TOTAL CASES ON FILE	FISCAL YEAR 2018	
								PENDING 7/1/2017	CASES FILED
CIVIL APPEALS	3	10	0	0	0	0	13	0	10
CRIMINAL APPEALS	13	1	1	0	0	0	15	10	5
POST-CONV RELIEF	15	6	0	0	0	0	21	14	10
SPECIAL ACTION	6	25	0	0	0	-1	30	8	28
SP ACTION-OTHER	38	77	0	0	0	0	115	24	110
STATE BAR MATTERS	25	82	1	0	0	0	108	19	81
HABEAS CORPUS	12	39	0	0	0	0	51	7	47
RULE 28	45	50	0	0	0	0	95	51	44
ALL OTHER CASES	<u>2</u>	<u>21</u>	<u>0</u>	<u>0</u>	<u>0</u>	<u>0</u>	<u>23</u>	<u>3</u>	<u>7</u>
SUBTOTAL	159	311	2	0	0	-1	471	136	342
PET REV-CIVIL	120	234	1	6	7	0	354	135	224
PET REV-CRIMINAL	294	491	0	0	0	0	785	206	674
PET REV-IND COMM	5	16	0	0	0	-1	20	3	14
PET REV-JUVENILE	14	51	0	0	0	0	65	15	52
PET REV-TAX	<u>1</u>	<u>3</u>	<u>0</u>	<u>1</u>	<u>0</u>	<u>0</u>	<u>5</u>	<u>1</u>	<u>5</u>
SUBTOTAL	434	795	1	7	7	-1	1,229	360	969
TOTAL	593	1,106	3	7	7	-2	1,700	496	1,311

SUPREME COURT CASE ACTIVITY
FISCAL YEAR 2019

ALL CASES TERMINATED

TYPE OF ACTION	CASES TERMINATED				TOTAL		FISCAL YEAR 2018	
	WRITTEN	MEMO	OTHER	TOTAL	PENDING	TOTAL	PENDING	
	OPINION	DECIS	ORDER[1] DECIS[1]			CASES		CASES
				TERM	6/30/2019	TERM	6/30/2018	
CIVIL APPEALS	6	0	7	0	13	0	7	3
CRIMINAL APPEALS	5	0	0	0	5	10	3	13
POST-CONV RELIEF	0	0	5	0	5	16	9	15
SPECIAL ACTION	1	0	25	0	26	4	30	6
SP ACTION-OTHER	0	0	103	0	103	12	96	38
STATE BAR MATTERS	0	0	86	3	89	19	78	25
HABEAS CORPUS	0	0	38	0	38	13	42	12
RULE 28	0	0	46	1	47	48	50	45
ALL OTHER CASES	0	0	8	2	10	13	8	2
SUBTOTAL	12	0	318	6	336	135	323	159
PET REV-CIVIL	14	0	234	1	249	105	243	120
PET REV-CRIMINAL	9	0	589	0	598	187	590	294
PET REV-IND COMM	0	0	12	0	12	8	12	5
PET REV-JUVENILE	1	0	46	0	47	18	53	14
PET REV-TAX	1	0	1	0	2	3	5	1
SUBTOTAL	25	0	882	1	908	321	903	434
TOTAL	37	0	1,200	7	1,244	456	1,226	593

SUPREME COURT CASE ACTIVITY
FISCAL YEAR 2019

"ALL OTHER CASES" DETAIL
CASES ON FILE

TYPE OF ACTION	PENDING 7/1/2018	CASES FILED	REIN- STATED	TRANS- FER IN	TRANS- FER OUT	STAT ADJ	TOTAL CASES ON FILE	FISCAL YEAR 2018	
								PENDING 7/1/2017	CASES FILED
EXTRAORD MATTERS	0	9	0	0	0	0	9	0	0
JUDICIAL CONDUCT	0	1	0	0	0	0	1	0	2
TRANSFERS	0	5	0	0	0	0	5	0	3
WATER CASES	2	1	0	0	0	0	3	2	0
WCIR CASES	0	1	0	0	0	0	1	0	0
GRAND JURY	0	2	0	0	0	0	2	0	2
CERTIFIED QUESTION	0	2	0	0	0	0	2	1	0
ORIGINAL COMPLAINT	0	0	0	0	0	0	0	0	0
TOTAL	2	21	0	0	0	0	23	3	7

"ALL OTHER CASES" DETAIL
CASES TERMINATED

TYPE OF ACTION	CASES TERMINATED				TOTAL CASES TERM	PENDING 6/30/2019	FISCAL YEAR 2018	
	WRITTEN OPINION	MEMO DECIS	ORDER[1] DECIS[1]	OTHER DECIS[1]			TOTAL CASES TERM	PENDING 6/30/2018
EXTRAORD MATTERS	0	0	0	2	2	7	0	0
JUDICIAL CONDUCT	0	0	1	0	1	0	2	0
TRANSFERS	0	0	5	0	5	0	3	0
WATER CASES	0	0	0	0	0	3	0	2
WCIR CASES	0	0	0	0	0	1	0	0
GRAND JURY	0	0	2	0	2	0	2	0
CERTIFIED QUESTION	0	0	0	0	0	2	1	0
ORIGINAL COMPLAINT	0	0	0	0	0	2	0	0
TOTAL	0	0	8	2	10	13	8	2

SUPREME COURT CASE ACTIVITY
FISCAL YEAR 2019

"STATE BAR MATTERS" DETAIL
MATTERS ON FILE

TYPE OF MATTER	PENDING 7/1/2018	MATTERS FILED	REIN- STATED	STAT ADJ	TOTAL MATTERS ON FILE	FISCAL YEAR 2018	
						PENDING 7/1/2017	MATTERS FILED
DISCIPLINARY	8	8	0	0	16	5	11
TRANSFER TO DISB.	0	0	0	0	0	0	0
CONDITIONAL ADMISS	1	7	1	0	9	1	6
PR EXAM/ADMISS	5	21	0	0	26	8	19
APPT SP EXAMINER	0	0	0	0	0	0	0
RESIG IN GOOD STAND	0	9	0	0	9	0	8
RULE 39	0	0	0	0	0	0	0
RULE 40	0	0	0	0	0	0	0
REINSTATEMENTS	3	14	0	0	17	1	23
MISCELLANEOUS	8	23	0	0	31	4	14
TOTAL	25	82	1	0	108	19	81

"STATE BAR MATTERS" DETAIL
MATTERS TERMINATED

TYPE OF MATTER	MATTERS TERMINATED				TOTAL MATTERS PENDING 6/30/2019	FISCAL YEAR 2018	
	WRITTEN OPINION	MEMO DECIS	ORDER[1]	OTHER DECIS[1]		TOTAL MATTERS TERM	PENDING 6/30/2018
DISCIPLINARY	0	0	12	0	12	4	8
TRANSFER TO DISB	0	0	0	0	0	0	0
CONDITIONAL ADMISS	0	0	8	0	8	1	7
PR EXAM/ADMISS	0	0	23	0	23	3	22
APPT SP EXAMINER	0	0	0	0	0	0	0
RESIG IN GOOD STAND	0	0	9	0	9	0	8
RULE 39	0	0	0	0	0	0	0
RULE 40	0	0	0	0	0	0	0
REINSTATEMENTS	0	0	15	0	15	2	23
MISCELLANEOUS	0	0	19	3	22	9	10
TOTAL	0	0	86	3	89	19	78

SUPREME COURT CASE ACTIVITY
FISCAL YEAR 2019

STATE BAR ACTIVITY REPORT

TYPE OF ACTIVITY	NUMBER	FISCAL YEAR 2018 NUMBER
ADMISSIONS	12	29
ADMISSIONS BY MAIL	449	417
ADMISSIONS BY MOTION [1]	183	161
ADMISSIONS BY TRANSFER [2]	71	57
REINSTATEMENTS	88	49
SERVICE OF COMPLAINT AND SUBPOENAS	0	0
CERTIFICATE OF GOOD STANDING	1,075	985
ATTORNEYS SUSPENDED	250	52
EXPUNGED	2	1
RULE 38 (CERTIFICATIONS)	355	414
TRANSFERS TO DISABILITY	0	0
TOTAL	2,485	2,165

[1] Admissions by Motion were first reported as a separate category beginning in Fiscal Year 2010.

[2] Admissions by Transfer were first reported as a separate category beginning in Fiscal Year 2013.

COURT OF APPEALS - DIVISION ONE
Narrative Summary

Filings

Division One of the Court of Appeals experienced a 3.0% decrease in case filings during fiscal year 2019. Original filings decreased from 2,954 in FY 2018 to 2,864 in FY 2019. An additional 63 cases were reinstated and 20 were transferred in during the year. Recent changes to the court's case management system led to changes in statistical reporting. Beginning with FY 2015, the court began reporting civil family appeals separately from general civil appeals. Also, settlement conference and rule 29 appeals/cases are now reported as part of the civil category.

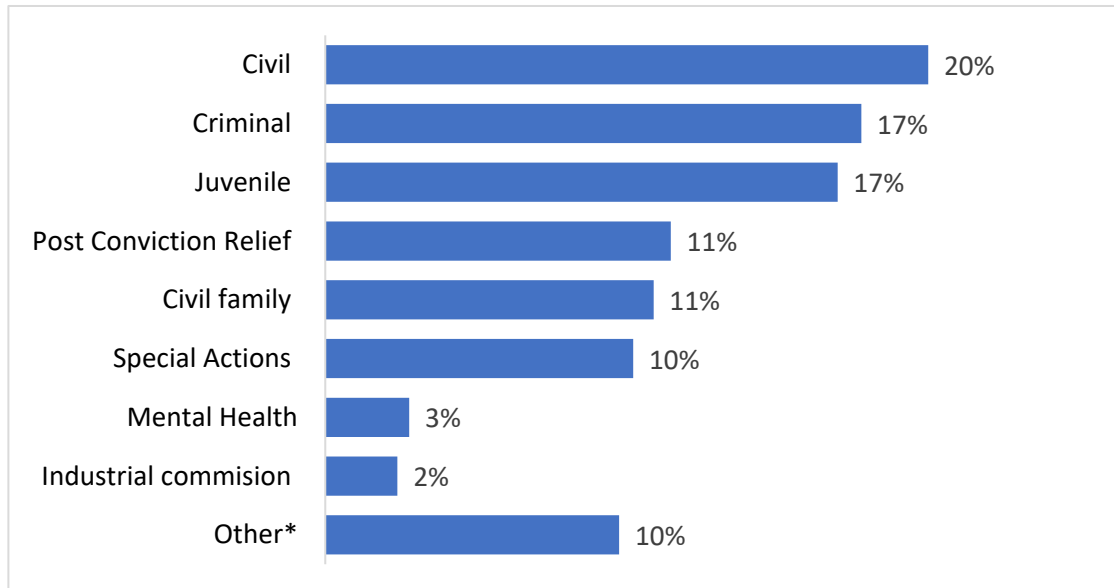
Filings in the unemployment board decreased by 18.0% from 311 filings in FY 2018 to 255 in FY 2019. Civil case filings increased 10.9% from FY 2018 to FY 2019. Juvenile category filings decreased 7.8% from 516 in FY 2018 to 476 in FY 2019.

Terminations & Pending Caseloads

Total dispositions decreased 15.7%, from 3,656 in FY 2018 to 3,081 in FY 2019. The decrease in terminations in the unemployment board and post-conviction relief categories had the greatest impact on the overall decrease in terminations. The total pending caseload decreased by 174 cases from 1,922 on July 1, 2018 to 1,748 on June 30, 2019, a decrease of 9.1%.

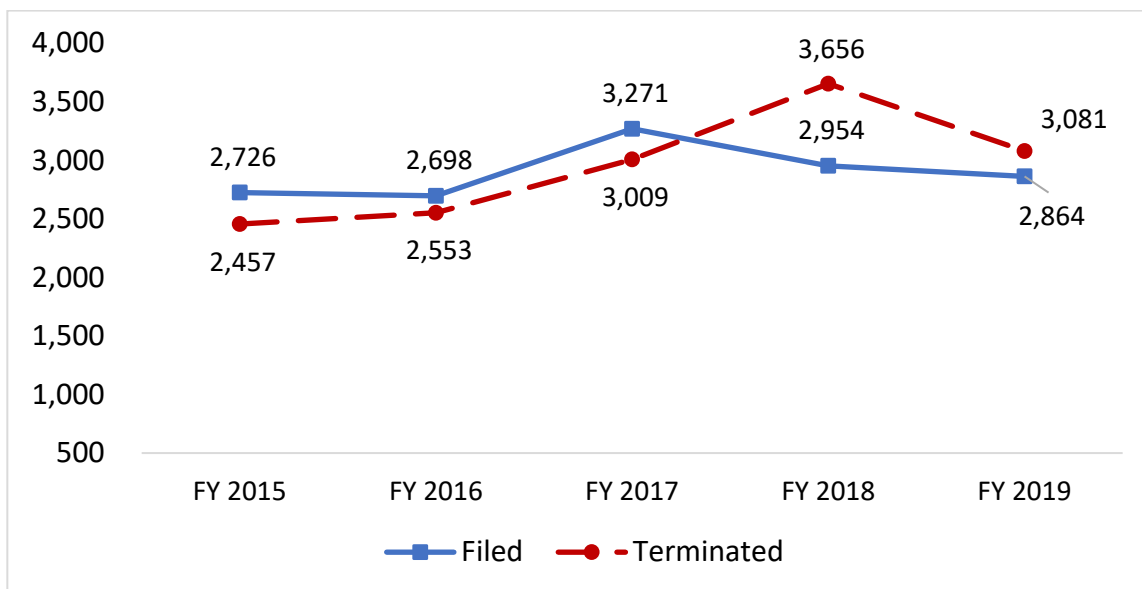
CASES FILED ARE ORIGINAL FILINGS ONLY.
CASES TERMINATED DO NOT INCLUDE TRANSFERS OUT.

Figure 3
 Percent Distribution of Filings in the Court of Appeals, Division One Fiscal Year 2019



*Other includes the following categories: Unemployment board, Habeas Corpus, Tax and Corporation Commission / Electrical Power cases.

Figure 4
 Court of Appeals, Division One Annual Case Activity, FY 2015-2019 Cases Filed and Terminated



Note. Cases filed are original filing only; cases terminated do not include transfers out.

COURT OF APPEALS CASE ACTIVITY
 FISCAL YEAR 2019
 DIVISION ONE
 ALL CASES ON FILE

TYPE OF ACTION	PENDING 7/1/2018	CASES FILED	REIN- STATED	TRANS- FER IN	TRANS- FER OUT	STAT ADJ	TOTAL CASES ON FILE	FISCAL YEAR 2018	
								PENDING 7/1/2017	CASES FILED
CIVIL	437	560	9	0	2	0	1,004	509	505
CIVIL FAMILY [1]	174	305	11	0	0	0	490	200	277
MENTAL HEALTH	28	76	0	0	0	0	104	18	65
MH SEXUAL PREDATOR	0	2	0	0	0	0	2	4	2
SPECIAL ACTIONS	98	286	10	0	0	0	394	85	314
CRIMINAL	620	498	14	0	0	0	1,132	620	547
POST CONV RELIEF	241	321	14	0	5	0	571	612	319
INDUSTRIAL COMMISSION	62	67	1	0	13	0	117	53	80
JUVENILE	189	476	2	0	0	0	667	238	516
HABEAS CORPUS	3	5	0	0	0	0	8	3	8
UNEMPLOYMENT BOARD	53	255	0	0	0	0	308	270	311
TAX	12	10	2	0	0	0	24	16	6
CORP COMM/ELECTR POWER	5	3	0	0	0	0	8	2	4
TOTAL	1,922	2,864	63	0	20	0	4,829	2,630	2,954

COURT OF APPEALS CASE ACTIVITY
FISCAL YEAR 2019
DIVISION ONE

ALL CASES TERMINATED

TYPE OF ACTION	CASES TERMINATED				TOTAL CASES TERM	PENDING 6/30/2019	FISCAL YEAR 2018	
	WRITTEN OPINION	MEMO DECIS	ORDER	OTHER DECIS			TOTAL CASES TERM	PENDING 6/30/2018
CIVIL	40	220	199	73	532	472	594	437
CIVIL FAMILY [1]	13	102	119	70	304	186	311	174
MENTAL HEALTH	2	4	78	3	87	17	55	28
MH SEXUAL PREDATOR	0	0	0	0	0	2	6	0
SPECIAL ACTIONS	11	13	275	16	315	79	314	98
CRIMINAL	16	401	174	16	607	525	559	620
POST-CONV RELIEF	2	279	65	30	376	195	644	241
INDUSTRIAL COMMISSION	6	47	23	0	76	41	57	62
JUVENILE	10	196	282	3	491	176	567	189
HABEAS CORPUS	0	2	2	0	4	4	8	3
UNEMPLOYMENT BOARD	6	4	261	1	272	36	530	53
TAX	3	5	2	3	13	11	10	12
CORP COMM/ELECTR POWER	0	2	2	0	4	4	1	5
TOTAL	109	1,275	1,482	215	3,081	1,748	3,656	1,922

[1] CIVIL FAMILY WAS FIRST REPORTED AS A SEPARATE LINE ITEM IN FY 2015 FOR DIVISION ONE AND FY 2017 FOR DIVISION TWO. IN PRIOR YEARS THIS CATEGORY WAS COMBINED WITH CIVIL.

COURT OF APPEALS - DIVISION TWO

Narrative Summary

Filings

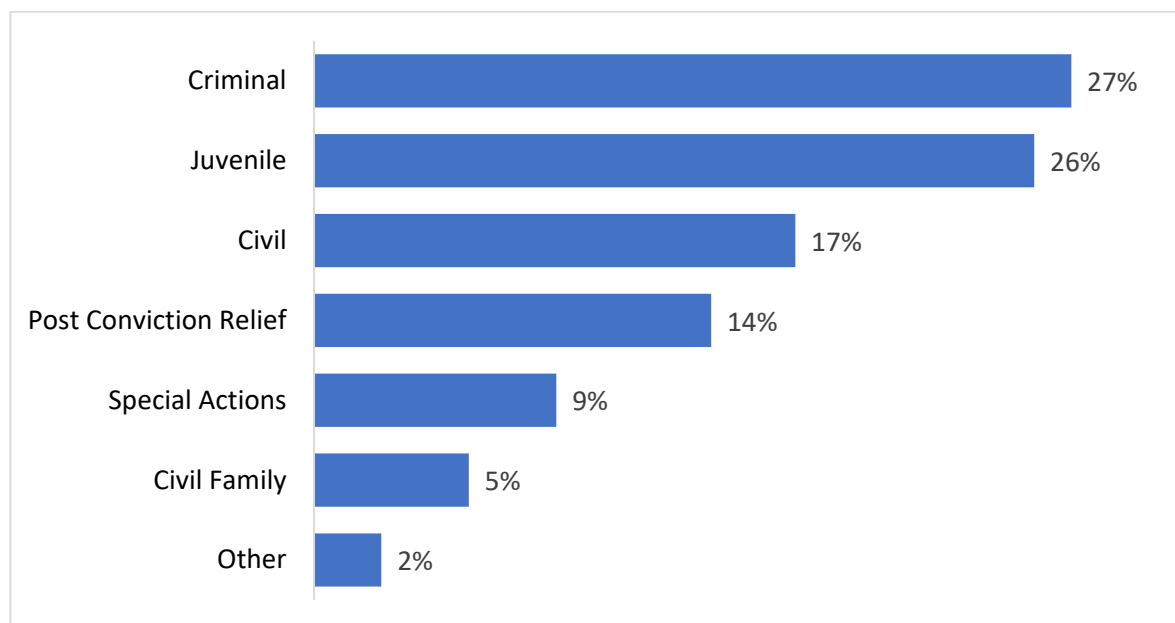
Filings in Division Two of the Court of Appeals slightly decreased (2.3%) from 858 in FY 2018 to 838 in FY 2019. Additionally, there were 16 cases transferred into the court during the fiscal year. Filings in the criminal and post-conviction relief categories increased while in the special action and civil categories filings decreased from the previous fiscal year.

Terminations & Pending Caseloads

Total terminations decreased from 967 in FY 2018 to 836 in FY 2019, down 13.5%. The criminal, postconviction relief, and juvenile categories had the highest number of terminations. The total pending caseload increased by 20 cases, from 738 on July 1, 2018 to 758 at the end of FY 2019, up 2.7%.

Figure 5

Percent Distribution of Filings in the Court of Appeals, Division Two Fiscal Year 2019



**Other" includes the following categories: Rule 29, Settlement Conf., Mental Health, Industrial Commission, Habeas Corpus and Corporation Commission*

CASES FILED ARE ORIGINAL FILINGS ONLY.
CASES TERMINATED DO NOT INCLUDE TRANSFERS OUT.

COURT OF APPEALS CASE ACTIVITY
FISCAL YEAR 2019
DIVISION TWO
ALL CASES ON FILE

TYPE OF ACTION	PENDING 7/1/2018	CASES FILED	REIN- STATED	TRANS- FER IN	TRANS- FER OUT	STAT ADJ	TOTAL CASES ON FILE	FISCAL YEAR 2018	
								PENDING 7/1/2017	CASES FILED
CIVIL	129	143	0	0	0	0	272	142	159
RULE 29	0	0	0	0	0	0	0	0	0
SETTLEMENT CONF	2	3	0	0	0	-2	3	2	6
CIVIL FAMILY [1]	35	46	0	0	0	1	82	47	41
MENTAL HEALTH	4	7	0	0	0	1	12	1	5
MH SEXUAL PREDATOR	0	1	0	0	0	0	1	1	0
SPECIAL ACTIONS	39	72	0	0	0	-3	108	27	102
CRIMINAL	271	225	0	0	-5	3	504	264	197
POST CONV RELIEF	158	118	0	5	0	-3	278	166	116
INDUSTRIAL COMMISSION	13	2	0	11	-1	0	27	11	0
JUVENILE	82	214	0	0	0	-1	295	95	228
HABEAS CORPUS	4	7	0	0	0	0	11	3	4
CORP COMM/ELECTR POWER	1	0	0	0	0	0	1	1	0
TOTAL	738	838	0	16	-6	-4	1,594	760	858

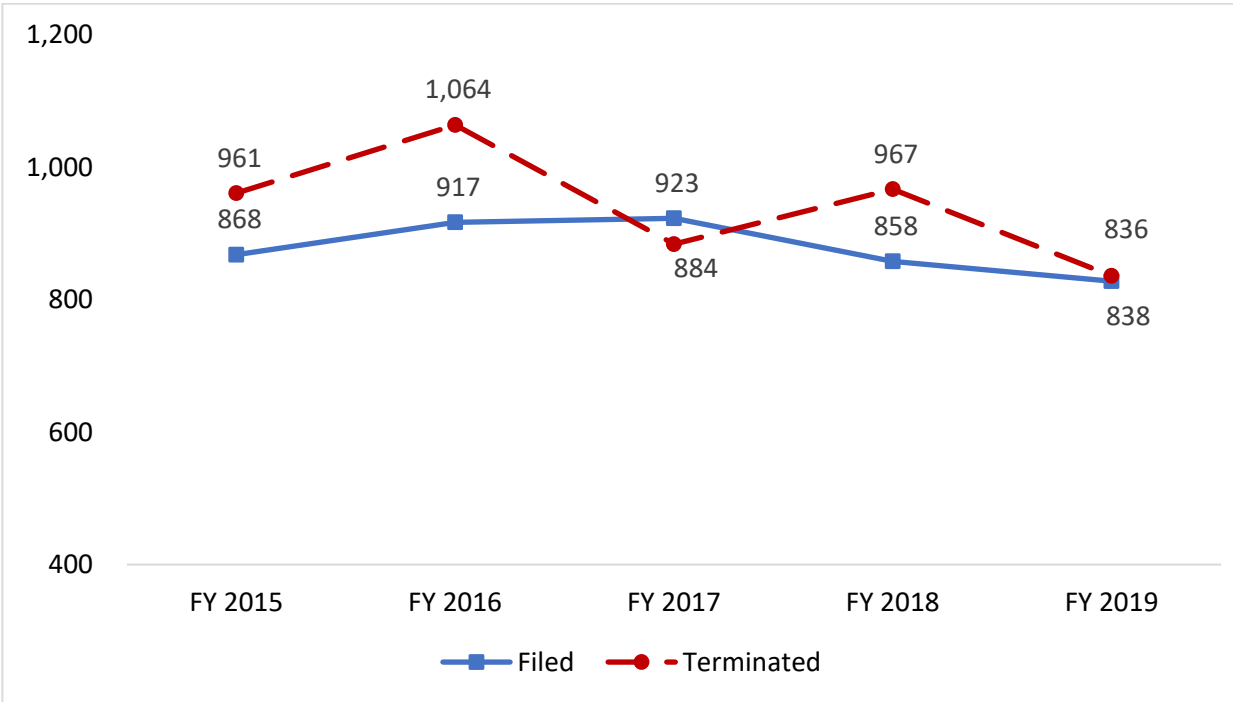
COURT OF APPEALS CASE ACTIVITY
FISCAL YEAR 2019
DIVISION TWO

ALL CASES TERMINATED

TYPE OF ACTION	CASES TERMINATED				TOTAL CASES TERM	PENDING 6/30/2019	FISCAL YEAR 2018	
	WRITTEN OPINION	MEMO DECIS	ORDER	OTHER DECIS			TOTAL CASES TERM	PENDING 6/30/2018
	CIVIL	8	36	2			77	123
RULE 29	0	0	0	0	0	0	0	0
SETTLEMENT CONF	0	0	0	1	1	2	6	2
CIVIL FAMILY [1]	2	15	0	25	42	40	52	35
MENTAL HEALTH	1	2	0	3	6	6	2	4
MH SEXUAL PREDATOR	0	0	0	0	0	1	1	0
SPECIAL ACTIONS	4	1	2	73	80	28	90	39
CRIMINAL	10	143	0	19	172	332	190	271
POST-CONV RELIEF	2	146	0	21	169	109	198	158
INDUSTRIAL COMMISSION	1	6	0	6	13	14	12	13
JUVENILE	0	52	3	170	225	70	241	82
HABEAS CORPUS	0	2	0	2	4	7	3	4
CORP COMM/ELECTR POWER	1	0	0	0	1	0	0	1
TOTAL	29	403	7	397	836	758	967	738

[1] CIVIL FAMILY WAS FIRST REPORTED AS A SEPARATE LINE ITEM IN FY 2015 FOR DIVISION ONE AND FY 2017 FOR DIVISION TWO. IN PRIOR YEARS THIS CATEGORY WAS COMBINED WITH CIVIL.

Figure 6
 Court of Appeals, Division Two Annual Case Activity, FY 2015-2019 Cases Filed and Terminated



Note. cases filed are original filing only; cases terminated do not include transfers out.

CASES FILED ARE ORIGINAL FILINGS ONLY.
 CASES TERMINATED DO NOT INCLUDE TRANSFERS OUT.