

**Appellate Courts
Fiscal Year 2020
Case Activity**

Case filings and dispositions for Arizona's appellate courts are summarized in this report. The state has two appellate courts: Supreme Court and the Court of Appeals. The Court of Appeals, which is an intermediate appellate court established as the first level of appeal up from the superior courts, has two divisions: Division One in Phoenix and Division Two in Tucson.

The state appellate courts have jurisdiction to review trials and decisions appealed to them. Most appeals come from the superior court, except for death penalty appeals and some cases involving elected officials and disputes between counties, which go directly to the Supreme Court. To appeal a decision from the court of appeals, the appellant must file a Petition for Review requesting a Supreme Court hearing. The Supreme Court justices evaluate the petitions for review and decide whether they will review the case.

Filings, terminations and pending caseloads summarized for the Supreme Court and Division One and Division Two of the Appellate Court.

Table of Contents

Overview	i
Table of Contents.....	iii
List of Figures	iii
List of Tables	iv
Abbreviations	v
Supreme Court	01
Cases on File.....	02
Cases Terminated.....	03
Other Cases.....	04
State Bar Matters.....	05
State Bar Activity.....	06
Division One	07
Cases on File.....	09
Cases Terminated.....	10
Division Two	11
Cases on File.....	13
Cases Terminated.....	14

List of Figures

Figure	Page
1. Supreme Court Annual Case Activity FY 2016-2020 Cases Filed and Terminated.....	01
2. Percent Distribution of Filings in the Court of Appeals, Division One FY 2020.....	08
3. Division I Annual Case Activity FY 2016-2020 Cases Filed and Terminated.....	08
4. Percent Distribution of Filings in the Court of Appeals, Division Two FY 2020.....	11
5. Division Two Annual Case Activity FY 2016-2020 Cases Filed and Terminated.....	12

List of Tables

Tables	Page
Supreme Court Filed Cases.....	02
Supreme Court Terminated Cases.....	03
Supreme Court Other Cases Filed Cases.....	04
Supreme Court Other Terminated Cases.....	04
State Bar Filed Matters.....	05
State Bar Terminated Matters.....	05
State Bar Activity	06
Appellate Court Division One Filed Cases.....	09
Appellate Court Division One Terminated Cases.....	10
Appellate Court Division Two Filed Cases.....	13
Appellate Court Division Two Terminated Case.....	14

ABBREVIATIONS
(Appellate)

App. Sp. Examiner	Appointment of Special Examiner
Corp. Comm/ Electr Power.....	Corporation Commission/Electrical Power
Decis	Decisions
Disb.....	Disability
Exam/Admiss.....	Examination/Admission
Extraord.....	Extraordinary
Ind. Comm.	Industrial Commission
Memo	Memorandum
MH Sexual Predator.....	Mental Health Sexual Predator
Pet Rev/PR.....	Petition for Review
Post-Conv. Relief.....	Post-Conviction Relief
Resig..	Resignation
Settlement Conf.	Settlement Conference
SP Action-Other.....	Special Action - Other
Stat. Adj.	Statistical Adjustment
Term.....	Terminated
WCIR.....	Water Case in Review

SUPREME COURT
Narrative Summary

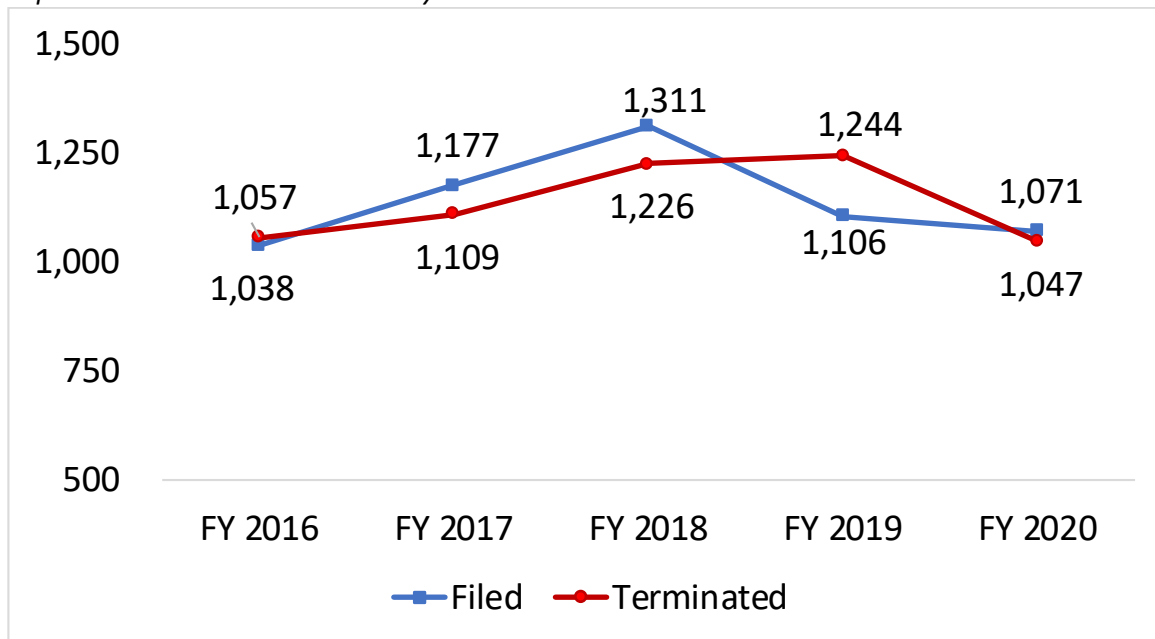
Filings

During fiscal year 2020, 1,071 cases were filed in the Supreme Court, a decrease of 3.2% from the 1,106 cases filed during FY 2019. The total petitions for review increased from 795 in FY 2019 to 1,051 in FY 2020, an increase of 32.2%. Special action case filings also increased, from 77 in FY 2019 to 93 in FY 2020, up 20.8%.

Terminations & Pending Caseloads

The Supreme Court disposed of 1,047 cases during FY 2020, a decrease of 15.8% compared to the 1,244 terminated the previous fiscal year. The number of cases pending at the end of the fiscal year increased 6.6% from 456 at the end of FY 2019 to 486 at the end of FY 2020. Detailed breakdowns of “State Bar Matters” and “All Other Cases” and a State Bar Activity Report follow the filings and terminations summaries of this publication.

Figure 1
Supreme Court Annual Case Activity FY 2016-2020 Cases Filed and Terminated



Note. Cases filed are original filing only; cases terminated do not include transfers out.

CASES FILED ARE ORIGINAL FILINGS ONLY.
CASES TERMINATED DO NOT INCLUDE TRANSFERS OUT.

SUPREME COURT CASE ACTIVITY
FISCAL YEAR 2020

ALL CASES ON FILE

TYPE OF ACTION	PENDING 7/1/2019	CASES FILED	REIN- STATED	TRANS-	TRANS-	STAT ADJ	TOTAL CASES ON FILE	FISCAL YEAR 2019	
				FER IN	FER OUT			PENDING 7/1/2018	CASES FILED
CIVIL APPEALS	0	10	0	0	0	0	10	3	10
CRIMINAL APPEALS	10	1	0	0	0	0	11	13	1
POST-CONV RELIEF	16	4	0	0	0	0	20	15	6
SPECIAL ACTION	4	25	0	0	0	0	29	6	25
SP ACTION-OTHER	12	93	0	0	0	0	105	38	77
STATE BAR MATTERS	19	81	1	0	0	0	101	25	82
HABEAS CORPUS	13	66	0	0	0	0	79	12	39
RULE 28	48	49	1	0	0	0	98	45	50
ALL OTHER CASES	13	16	0	0	0	0	29	2	21
SUBTOTAL	135	345	2	0	0	0	482	159	311
PET REV-CIVIL	105	245	1	1	2	0	350	120	234
PET REV-CRIMINAL	187	423	1	0	0	0	611	294	491
PET REV-IND COMM	8	10	0	1	0	0	19	5	16
PET REV-JUVENILE	18	44	2	0	0	0	64	14	51
PET REV-TAX	3	4	0	0	0	0	7	1	3
SUBTOTAL	321	726	4	2	2	0	1,051	434	795
TOTAL	456	1,071	6	2	2	0	1,533	593	1,106

SUPREME COURT CASE ACTIVITY
FISCAL YEAR 2020

ALL CASES TERMINATED

TYPE OF ACTION	CASES TERMINATED				TOTAL		FISCAL YEAR 2019	
	WRITTEN OPINION	MEMO DECIS	ORDER[1]	OTHER DECIS[1]	CASES TERM	PENDING 6/30/2020	CASES TERM	PENDING 6/30/2019
CIVIL APPEALS	1	0	6	0	7	3	13	0
CRIMINAL APPEALS	4	0	0	0	4	7	5	10
POST-CONV RELIEF	0	0	4	0	4	16	5	16
SPECIAL ACTION	0	0	24	0	24	5	26	4
SP ACTION-OTHER	0	0	74	0	74	31	103	12
STATE BAR MATTERS	1	0	83	2	86	15	89	19
HABEAS CORPUS	0	0	47	0	47	32	38	13
RULE 28	0	0	49	1	50	48	47	48
ALL OTHER CASES	3	0	8	2	13	16	10	13
SUBTOTAL	9	0	295	5	309	173	336	135
PET REV-CIVIL	7	0	230	0	237	113	249	105
PET REV-CRIMINAL	7	0	418	1	426	185	598	187
PET REV-IND COMM	1	0	15	0	16	3	12	8
PET REV-JUVENILE	2	0	50	1	53	11	47	18
PET REV-TAX	1	0	5	0	6	1	2	3
SUBTOTAL	18	0	718	2	738	313	908	321
TOTAL	27	0	1,013	7	1,047	486	1,244	456

SUPREME COURT CASE ACTIVITY
FISCAL YEAR 2020

"ALL OTHER CASES" DETAIL
CASES ON FILE

TYPE OF ACTION	PENDING 7/1/2019	CASES FILED	REIN- STATED	TRANS-	TRANS-	STAT ADJ	TOTAL CASES ON FILE	FISCAL YEAR 2019	
				FER IN	FER OUT			PENDING 7/1/2018	CASES FILED
EXTRAORD MATTERS	7	6	0	0	0	0	13	0	9
JUDICIAL CONDUCT	0	0	0	0	0	0	0	0	1
TRANSFERS	0	3	0	0	0	0	3	0	5
WATER CASES	3	0	0	0	0	0	3	2	1
WCIR CASES	1	0	0	0	0	0	1	0	1
GRAND JURY	0	3	0	0	0	0	3	0	2
CERTIFIED QUESTION	2	4	0	0	0	0	6	0	2
ORIGINAL COMPLAINT	0	0	0	0	0	0	0	0	0
TOTAL	13	16	0	0	0	0	29	2	21

"ALL OTHER CASES" DETAIL
CASES TERMINATED

TYPE OF ACTION	CASES TERMINATED				TOTAL CASES TERM	PENDING 6/30/2020	FISCAL YEAR 2019	
	WRITTEN OPINION	MEMO DECIS	OTHER ORDER[1]	OTHER DECIS[1]			TOTAL CASES TERM	PENDING 6/30/2019
EXTRAORD MATTERS	0	0	0	2	2	11	2	7
JUDICIAL CONDUCT	0	0	0	0	0	0	1	0
TRANSFERS	0	0	3	0	3	0	5	0
WATER CASES	0	0	1	0	1	2	0	3
WCIR CASES	0	0	1	0	1	0	0	1
GRAND JURY	0	0	3	0	3	0	2	0
CERTIFIED QUESTION	3	0	0	0	3	3	0	2
ORIGINAL COMPLAINT	0	0	0	0	0	3	0	0
TOTAL	3	0	8	2	13	16	10	13

SUPREME COURT CASE ACTIVITY
FISCAL YEAR 2020

"STATE BAR MATTERS" DETAIL
MATTERS ON FILE

TYPE OF MATTER	PENDING 7/1/2019	MATTERS FILED	REIN- STATED	STAT ADJ	TOTAL MATTERS ON FILE	FISCAL YEAR 2019	
						PENDING 7/1/2018	MATTERS FILED
DISCIPLINARY	4	7	0	0	11	8	8
TRANSFER TO DISB.	0	0	0	0	0	0	0
CONDITIONAL ADMISS	1	12	1	0	14	1	7
PR EXAM/ADMISS	3	18	0	0	21	5	21
APPT SP EXAMINER	0	0	0	0	0	0	0
RESIG IN GOOD STAND	0	10	0	0	10	0	9
RULE 39	0	0	0	0	0	0	0
RULE 40	0	0	0	0	0	0	0
REINSTATEMENTS	2	22	0	0	24	3	14
MISCELLANEOUS	9	12	0	0	21	8	23
TOTAL	19	81	1	0	101	25	82

"STATE BAR MATTERS" DETAIL
MATTERS TERMINATED

TYPE OF MATTER	MATTERS TERMINATED				TOTAL MATTERS TERM	PENDING 6/30/2020	FISCAL YEAR 2019	
	WRITTEN OPINION	MEMO DECIS	OTHER ORDER[1]	OTHER DECIS[1]			MATTERS TERM	PENDING 6/30/2019
DISCIPLINARY	1	0	5	0	6	5	12	4
TRANSFER TO DISB	0	0	0	0	0	0	0	0
CONDITIONAL ADMISS	0	0	14	0	14	0	8	1
PR EXAM/ADMISS	0	0	19	0	19	2	23	3
APPT SP EXAMINER	0	0	0	0	0	0	0	0
RESIG IN GOOD STAND	0	0	10	0	10	0	9	0
RULE 39	0	0	0	0	0	0	0	0
RULE 40	0	0	0	0	0	0	0	0
REINSTATEMENTS	0	0	20	0	20	4	15	2
MISCELLANEOUS	0	0	15	2	17	4	22	9
TOTAL	1	0	83	2	86	15	89	19

SUPREME COURT CASE ACTIVITY
FISCAL YEAR 2020

STATE BAR ACTIVITY REPORT

TYPE OF ACTIVITY	NUMBER	FISCAL YEAR 2019 NUMBER
ADMISSIONS	5	12
ADMISSIONS BY MAIL	429	449
ADMISSIONS BY MOTION [1]	198	183
ADMISSIONS BY TRANSFER [2]	65	71
REINSTATEMENTS	72	88
SERVICE OF COMPLAINT AND SUBPOENAS	0	0
CERTIFICATE OF GOOD STANDING	966	1,075
ATTORNEYS SUSPENDED	225	250
EXPUNGED	2	2
RULE 38 (CERTIFICATIONS)	322	355
TRANSFERS TO DISABILITY	0	0
TOTAL	2,284	2,485

[1] Admissions by Motion were first reported as a separate category beginning in Fiscal Year 2010.

[2] Admissions by Transfer were first reported as a separate category beginning in Fiscal Year 2013.

COURT OF APPEALS - DIVISION ONE
Narrative Summary

Filings

Division One of the Court of Appeals experienced an 8.6% decrease in case filings during fiscal year 2020. Original filings decreased from 2,864 in FY 2019 to 2,618 in FY 2020. An additional 77 cases were reinstated or transferred in during the year.

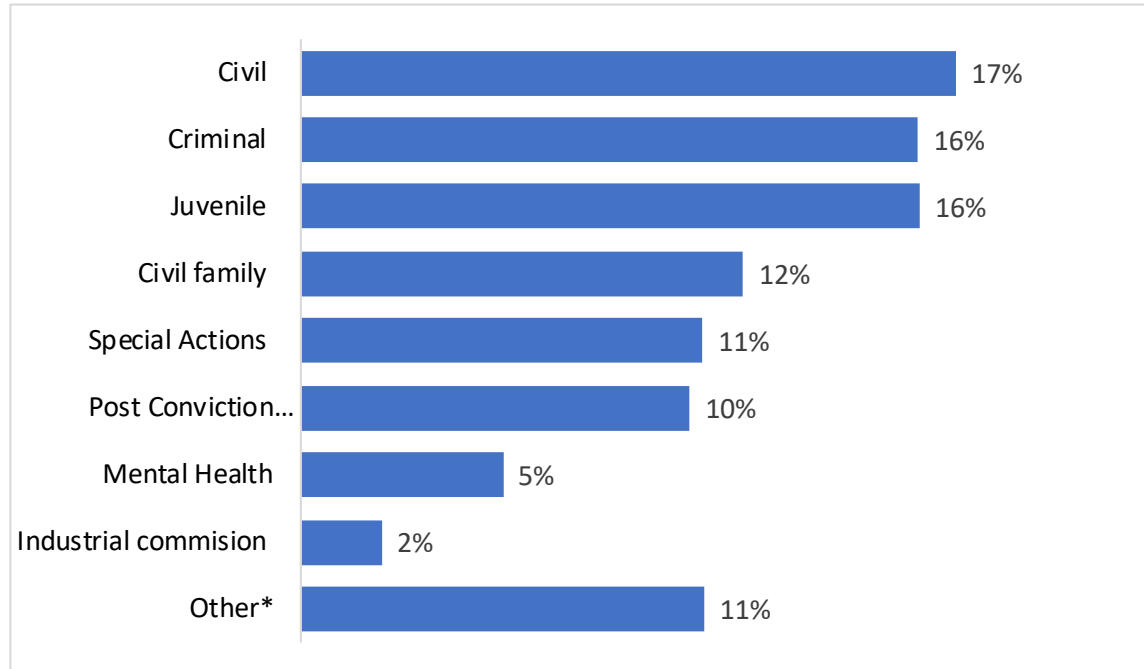
Filings in the unemployment board slightly increased by 2.0% from 255 filings in FY 2019 to 260 in FY 2020. Civil case filings decreased 19.6% from FY 2019 to FY 2020.

Terminations & Pending Caseloads

Total dispositions decreased 13.0%, from 3,081 in FY 2019. to 2,679 in FY 2020. The decrease in terminations in the criminal and post-conviction relief categories had the greatest impact on the overall decrease in terminations. The total pending caseload slightly increased by a mere 3 cases from 1,748 on July 1, 2019 to 1,751 on June 30, 2020

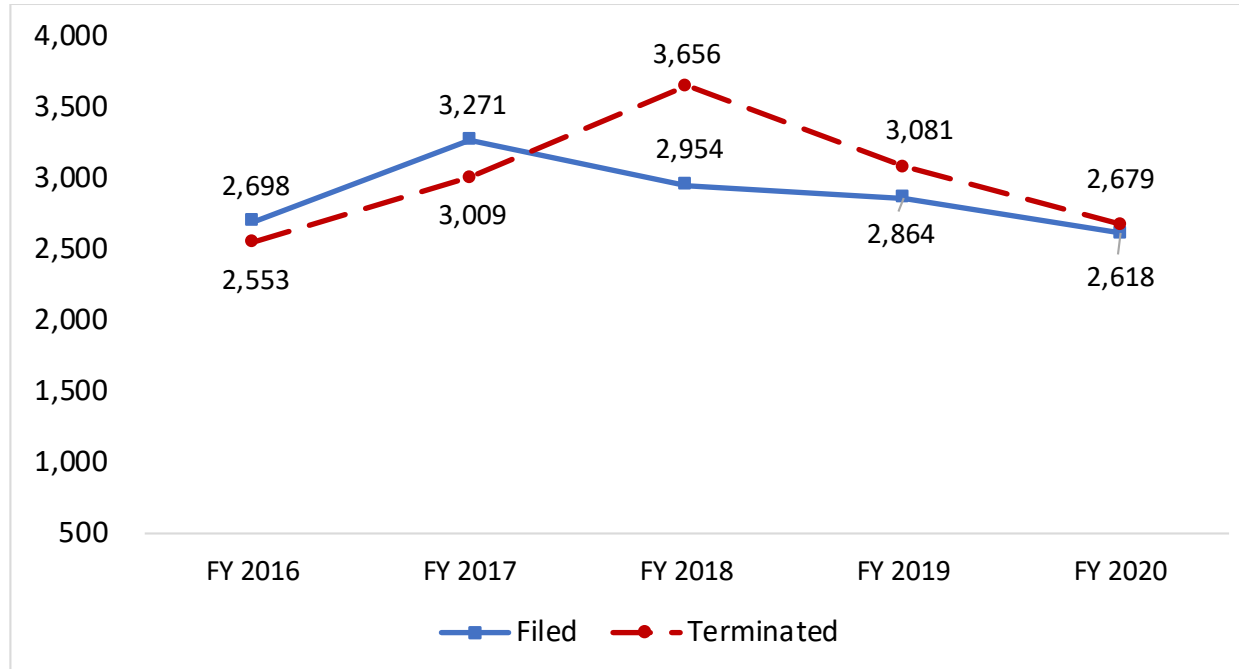
CASES FILED ARE ORIGINAL FILINGS ONLY.
CASES TERMINATED DO NOT INCLUDE TRANSFERS OUT.

Figure 2
Percent Distribution of Filings in the Court of Appeals, Division One Fiscal Year 2020



*Other includes the following categories: Unemployment board, Habeas Corpus, Tax and Corporation Commission / Electrical Power cases.

Figure 3
Court of Appeals, Division One Annual Case Activity, FY 2016-2020 Cases Filed and Terminated



Note. Cases filed are original filing only; cases terminated do not include transfers out.

COURT OF APPEALS CASE ACTIVITY
FISCAL YEAR 2020
DIVISION ONE
ALL CASES ON FILE

TYPE OF ACTION	PENDING 7/1/2019	CASES FILED	REIN- STATED	TRANS- FER IN	TRANS- FER OUT	STAT ADJ	TOTAL ON FILE	FISCAL YEAR 2019	
								PENDING 7/1/2018	CASES FILED
CIVIL	472	450	25	0	0	0	947	437	560
CIVIL FAMILY [1]	186	304	10	0	0	0	500	174	305
MENTAL HEALTH	17	136	0	0	0	0	153	28	76
MH SEXUAL PREDATOR	2	3	0	0	0	0	5	0	2
SPECIAL ACTIONS	79	276	5	0	0	0	360	98	286
CRIMINAL	525	424	14	0	0	0	963	620	498
POST CONV RELIEF	195	267	16	0	3	0	475	241	321
INDUSTRIAL COMMISSION	41	56	2	0	9	0	90	62	67
JUVENILE	176	425	5	0	0	0	606	189	476
HABEAS CORPUS	4	5	0	0	1	0	8	3	5
UNEMPLOYMENT BOARD	36	260	0	0	0	0	296	53	255
TAX	11	11	0	0	0	0	22	12	10
CORP COMM/ELECTR POWER	4	1	0	0	0	0	5	5	3
TOTAL	1,748	2,618	77	0	13	0	4,430	1,922	2,864

COURT OF APPEALS CASE ACTIVITY
FISCAL YEAR 2020
DIVISION ONE

ALL CASES TERMINATED

TYPE OF ACTION	CASES TERMINATED				TOTAL CASES TERM	PENDING 6/30/2020	FISCAL YEAR 2019	
	WRITTEN OPINION	MEMO DECIS	ORDER	OTHER DECIS			TOTAL CASES TERM	PENDING 6/30/2019
CIVIL	35	204	203	64	506	441	532	472
CIVIL FAMILY [1]	6	106	128	55	295	205	304	186
MENTAL HEALTH	1	3	113	0	117	36	87	17
MH SEXUAL PREDATOR	0	2	3	0	5	0	0	2
SPECIAL ACTIONS	10	8	255	6	279	81	315	79
CRIMINAL	15	327	106	15	463	500	607	525
POST-CONV RELIEF	2	168	64	11	245	230	376	195
INDUSTRIAL COMMISSION	1	29	20	4	54	36	76	41
JUVENILE	5	152	292	4	453	153	491	176
HABEAS CORPUS	0	3	2	0	5	3	4	4
UNEMPLOYMENT BOARD	6	0	240	0	246	50	272	36
TAX	5	4	1	0	10	12	13	11
CORP COMM/ELECTR POWER	0	0	1	0	1	4	4	4
TOTAL	86	1,006	1,428	159	2,679	1,751	3,081	1,748

[1] CIVIL FAMILY WAS FIRST REPORTED AS A SEPARATE LINE ITEM IN FY 2015 FOR DIVISION ONE AND FY 2017 FOR DIVISION TWO. IN PRIOR YEARS THIS CATEGORY WAS COMBINED WITH CIVIL.

COURT OF APPEALS - DIVISION TWO
Narrative Summary

Filings

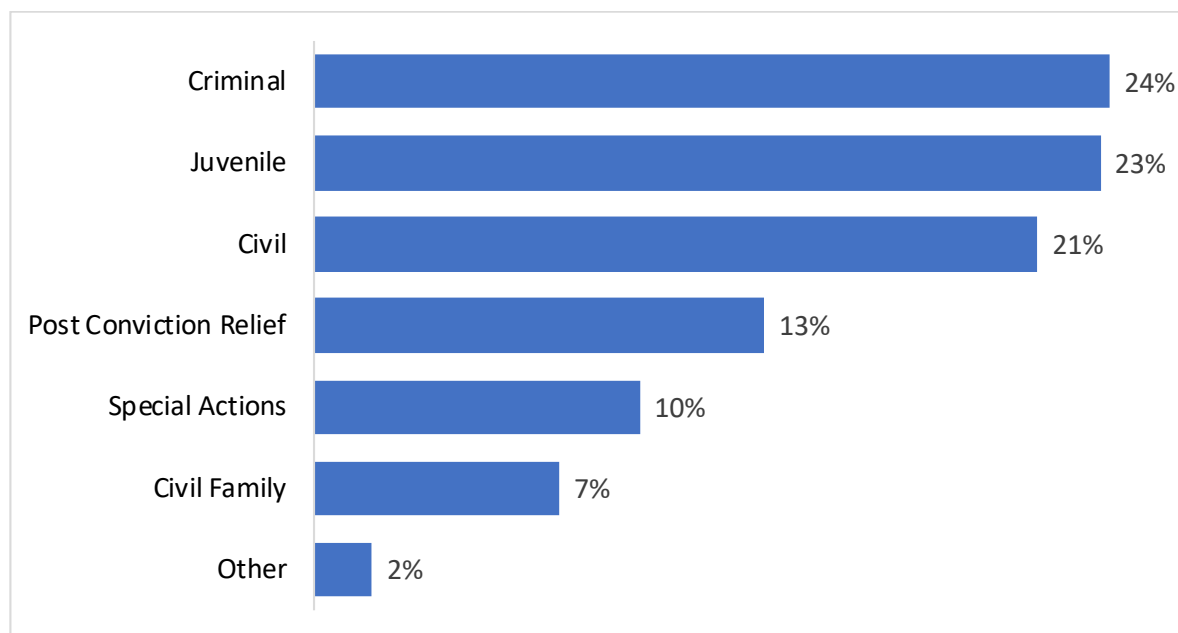
Filings in Division Two of the Court of Appeals decreased 15.8% from 838 in FY 2019 to 706 in FY 2020. Additionally, there were 13 cases transferred into the court during the fiscal year. Filings in the criminal and civil categories increased while in the post-conviction relief and special action categories filings decreased from the previous fiscal year.

Terminations & Pending Caseloads

Total terminations slightly decreased (1.3%) from 836 in FY 2019 to 825 in FY 2020. The juvenile, criminal, and postconviction relief categories had the highest number of terminations. The total pending caseload decreased by 119 cases, from 758 on July 1, 2019 to 639 at the end of FY 2020, down 15.7%.

Figure 5

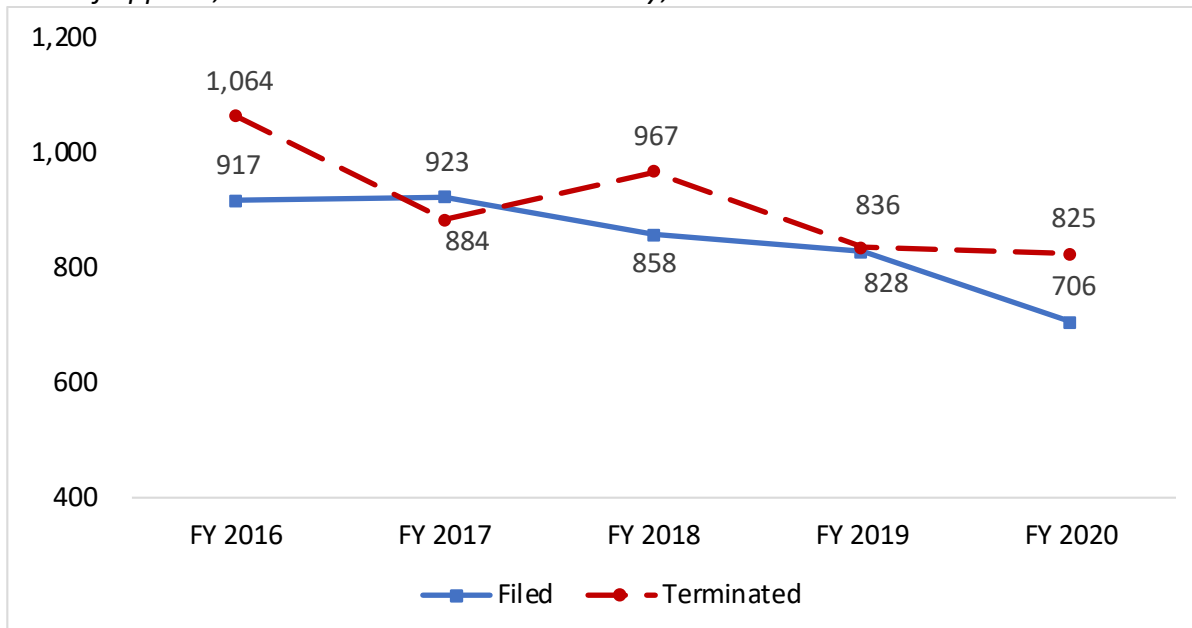
Percent Distribution of Filings in the Court of Appeals, Division Two Fiscal Year 2020



**Other" includes the following categories: Rule 29, Settlement Conf., Mental Health, Industrial Commission, Habeas Corpus and Corporation Commission*

CASES FILED ARE ORIGINAL FILINGS ONLY.
CASES TERMINATED DO NOT INCLUDE TRANSFERS OUT.

Figure 6
Court of Appeals, Division Two Annual Case Activity, FY 2016-2020 Cases Filed and Terminated



Note. cases filed are original filing only; cases terminated do not include transfers out.

CASES FILED ARE ORIGINAL FILINGS ONLY.
 CASES TERMINATED DO NOT INCLUDE TRANSFERS OUT.

COURT OF APPEALS CASE ACTIVITY
 FISCAL YEAR 2020
 DIVISION TWO
 ALL CASES ON FILE

TYPE OF ACTION	PENDING 7/1/2019	CASES FILED	REIN- STATED	TRANS- FER IN	TRANS- FER OUT	STAT ADJ	TOTAL ON FILE	FISCAL YEAR 2019	
								PENDING 7/1/2018	CASES FILED
CIVIL	149	151	0	0	0	3	303	129	143
RULE 29	0	0	0	0	0	0	0	0	0
SETTLEMENT CONF	2	6	0	0	0	-5	3	2	3
CIVIL FAMILY [1]	40	51	0	0	0	6	97	35	46
MENTAL HEALTH	6	0	0	0	0	0	6	4	7
MH SEXUAL PREDATOR	1	0	0	0	0	0	1	0	1
SPECIAL ACTIONS	28	68	0	0	3	0	93	39	72
CRIMINAL	9999999	166	0	0	3	-3	482	271	225
POST CONV RELIEF	109	94	0	3	0	3	209	158	118
INDUSTRIAL COMMISSION	9999999	0	0	10	0	0	22	13	2
JUVENILE	70	164	0	0	0	1	235	82	214
HABEAS CORPUS	7	6	0	0	0	0	13	4	7
CORP COMM/ELECTR POWER	0	0	0	0	0	0	0	1	0
TOTAL	746	706	0	13	6	5	1,464	738	838

COURT OF APPEALS CASE ACTIVITY
FISCAL YEAR 2020
DIVISION TWO

ALL CASES TERMINATED

TYPE OF ACTION	CASES TERMINATED				TOTAL CASES TERM	PENDING 6/30/2020	FISCAL YEAR 2019	
	WRITTEN OPINION	MEMO DECIS	ORDER	OTHER DECIS			TOTAL CASES TERM	PENDING 6/30/2019
CIVIL	11	53	1	108	173	130	123	149
RULE 29	0	0	0	0	0	0	0	0
SETTLEMENT CONF	0	0	0	2	2	1	1	2
CIVIL FAMILY [1]	0	19	1	33	53	44	42	40
MENTAL HEALTH	0	2	0	4	6	0	6	6
MH SEXUAL PREDATOR	0	0	0	0	0	1	0	1
SPECIAL ACTIONS	2	1	3	63	69	24	80	28
CRIMINAL	16	173	0	29	218	264	172	332
POST-CONV RELIEF	1	63	0	49	113	96	169	109
INDUSTRIAL COMMISSION	1	8	0	5	14	8	13	14
JUVENILE	2	50	1	117	170	65	225	70
HABEAS CORPUS	0	3	0	4	7	6	4	7
CORP COMM/ELECTR POWER	0	0	0	0	0	0	1	0
TOTAL	33	372	6	414	825	639	836	758

[1] CIVIL FAMILY WAS FIRST REPORTED AS A SEPARATE LINE ITEM IN FY 2015 FOR DIVISION ONE AND FY 2017 FOR DIVISION TWO. IN PRIOR YEARS THIS CATEGORY WAS COMBINED WITH CIVIL.