

CASE ACTIVITY FOR JUSTICE COURTS

Fiscal Year 2020

Narrative Summary

Justice Courts, which are presided by Justices of the Peace, hear all types of criminal traffic and civil traffic cases, and certain misdemeanor cases. Some courts conduct preliminary hearings for felony cases. Felony charges filed in the justice courts can be transferred or bounded over to the Superior Court.

Civil jurisdiction for this court is limited to cases involving claims less than \$10,000 as well as small claims cases (<\$3,500). In addition, Justice Courts issue Orders of Protection and Injunctions Prohibiting Harassment as well as search warrants.

Statewide fiscal year (FY) 2020 statistics are summarized below for case filings, adjudications and protective orders.

Case Filings

For the Justice Courts, the case filing statewide totals decreased by 12.9% from FY 2019 to FY 2020. Civil Traffic filings, which comprise the largest proportion (43.2%) of filings in the Justice Courts, had a change of 45,227 filings, down 13.8% from the previous year. Civil filings, which account for a third (33.7%) of all filings, decreased by 27,192 cases or 11.0% from FY 2019 to FY 2020.

Misdemeanor filings decreased 8.4%. For Misdemeanor filings, the largest decrease was Failure to Appear violations: down from 13,594 in FY 2019 to 11,197 in FY 2020, a decrease of 17.7%. Criminal Traffic filings showed the largest percent decrease: down 23.0% from FY 2019 to FY 2020.

Terminations

There was an 8.5% reduction in statewide disposed filings. The Justice Courts terminated 809,565 filings in FY 2019 and 740,521 in FY 2020. The Justice Courts maintained a positive clearance rate of 112.9% during FY 2020 reflecting the courts continued efforts to process cases efficiently.

Figure 1

Justice Court Percentage of Filings by Case Type for FY 2020

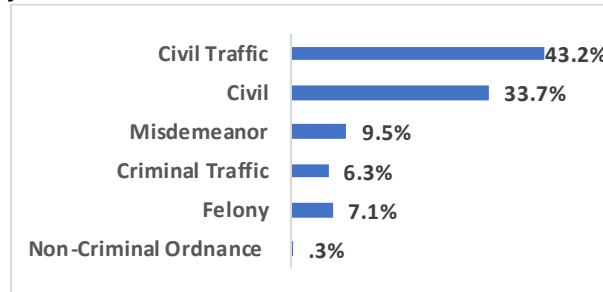
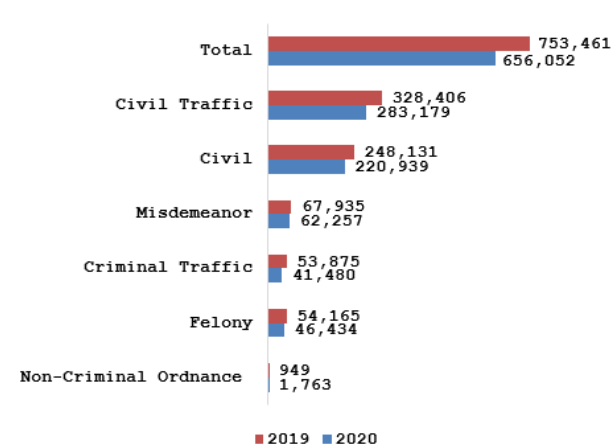


Figure 2

Justice Court Filings by Case Type for FY 2019-2020



Protective Orders

Petitions for both Orders of Protection and Injunctions Against Harassment decreased from FY 2019 to FY 2020. Orders of Protection decreased by 7.5% while Injunctions Against Harassment decreased by 9.5% during this time period.

Evictions

Eviction filings decreased FY 2019 to FY 2020. Forcible Detainers or Eviction Actions decreased by 15.8%.

Case activity data can also be viewed on interactive dashboards:

<https://www.azcourts.gov/statistics/Interactive-Data-Dashboards>

**Table of Contents
(Justice Courts)**

FIGURES1
STATEWIDE TOTALS4
RURAL COUNTIES.....6
URBAN COUNTIES8
COUNTY TOTALS.....10

**LIST OF FIGURES
(Justice Courts)**

Figure 1 - Percent Distribution of Case Type for FY 2020.....i

Figure 2 - Filings by Case Type for FY 2018 & 2019.....i

Figure 3 - Case Files from FY 2016 to FY 2020.....1

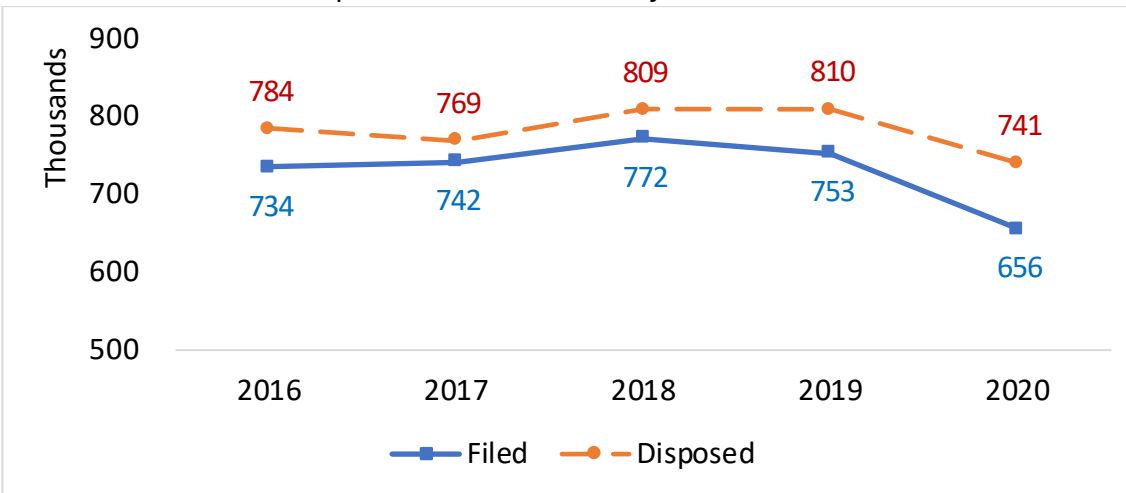
Figure 4 - Criminal Case Files from FY 2016 to FY 2020.....1

Figure 5 - Traffic Case Files from FY 2016 to FY 2020.....2

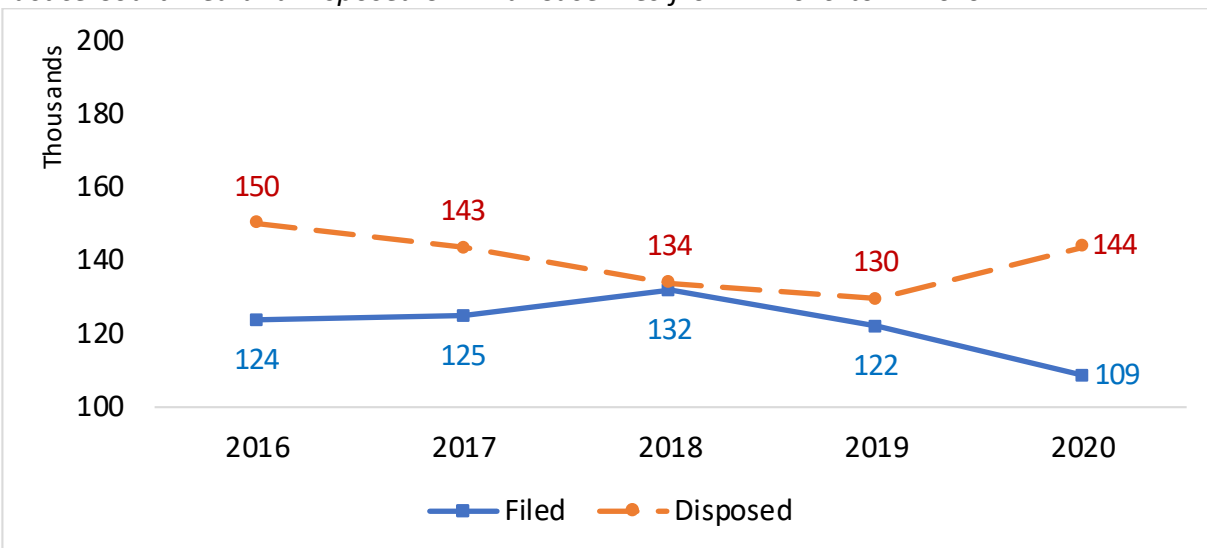
Figure 6 - Civil Case Files from FY 2016 to FY 2020.....2

Figure 7 - Protective Order Petitions from FY 2016 to FY 2020.....3

Figure 8 – Evictions / Forcible Detainers from FY 2016 to FY 2020.....3

Figure 03*Justice Court Filed and Disposed Annual Case Files from FY 2016 to FY 2020*

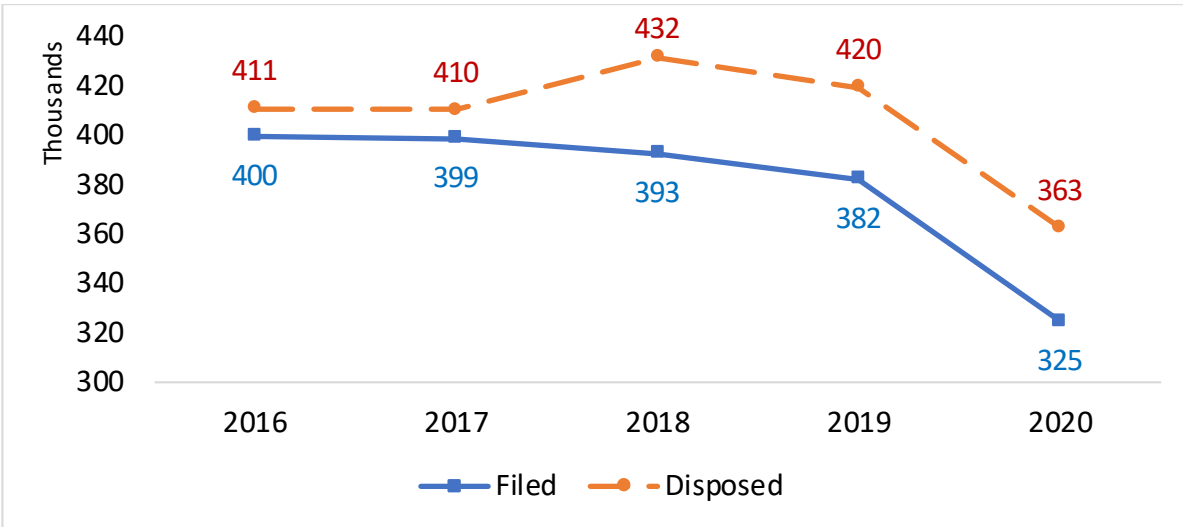
Note. Cases filed include original filings and transfers in, cases disposed includes terminated and transferred out.

Figure 04*Justice Court Filed and Disposed Criminal Case Files from FY 2016 to FY 2020*

Note. Cases filed include original filings and transfers in, cases disposed includes terminated and transferred out.

Figure 05

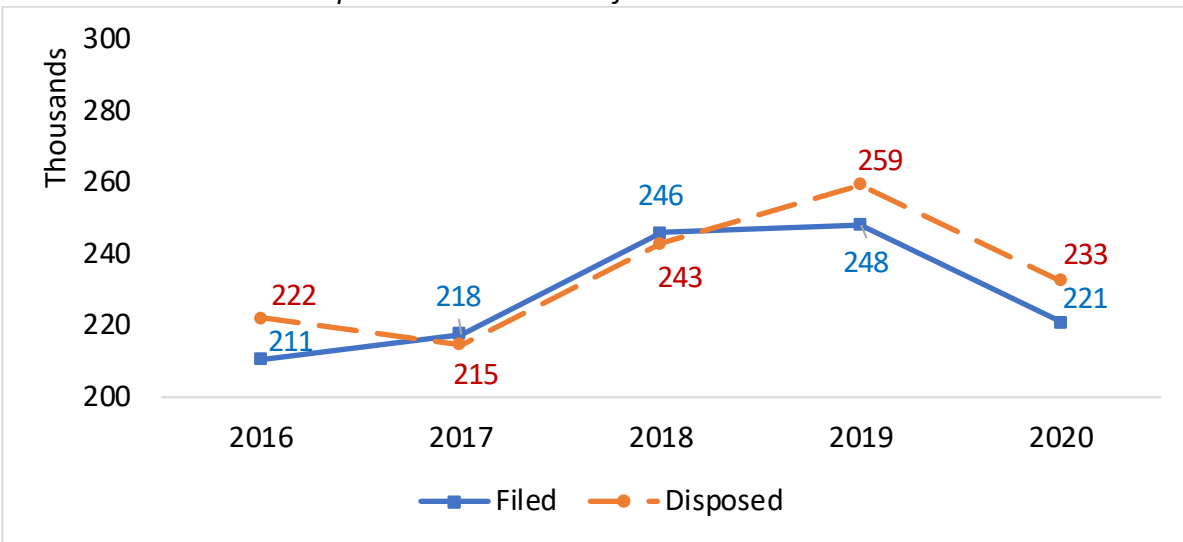
Justice Court Filed and Disposed Traffic Case Files from FY 2016 to FY 2020



Note. Cases filed include original filings and transfers in, cases disposed includes terminated and transferred out.

Figure 06

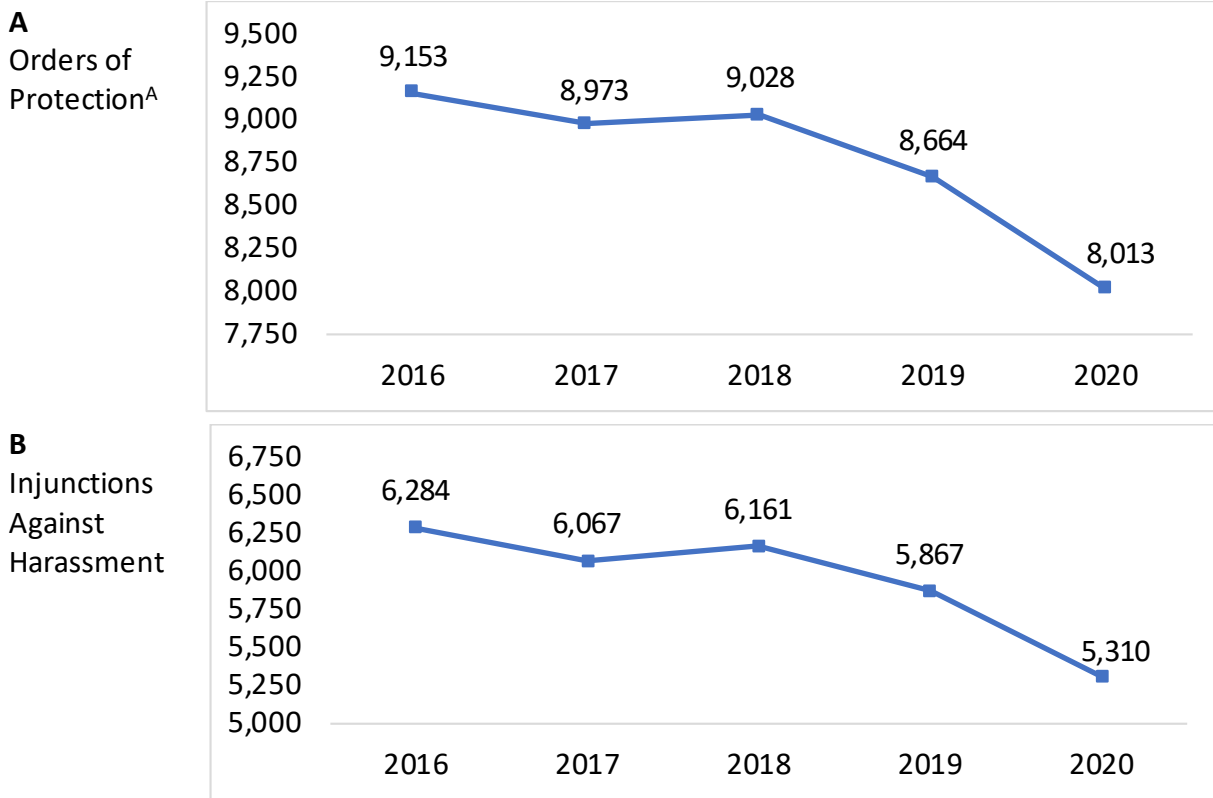
Justice Court Filed and Disposed Civil Case Files from FY 2016 to FY 2020



Note. Cases filed include original filings and transfers in, cases disposed includes terminated and transferred out.

Figure 07

Justice Court Filed Protective Order Petitions from FY 2016 to FY 2020

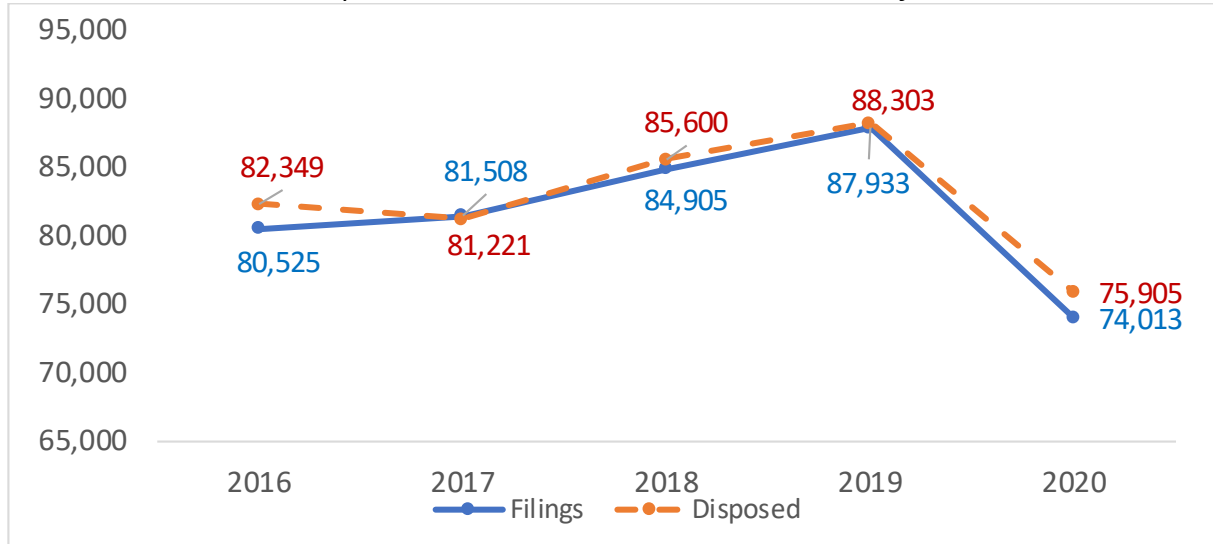


^A Order of Protection can also be viewed online via interactive dashboards:

<https://www.azcourts.gov/statistics/Interactive-Data-Dashboards>

Figure 08

Justice Court Filed and Disposed Forcible Detainer or Eviction Actions from FY 2016 to FY 2020



Note. Number of evictions can also be viewed online via interactive dashboards:

<https://www.azcourts.gov/statistics/Interactive-Data-Dashboards>

Justice of the Peace Courts

Statewide Case Activity by Fiscal Year

ARIZONA STATEWIDE TOTAL, F I L I N G S

| | | <i>F I L I N G S</i> | | | | | | | <i>Average</i> |
|----------------------|--|----------------------|-------------|-------------|-------------|-------------|-------------|-------------|----------------|
| | | <i>Fiscal Year</i> | | | | | | | |
| | | <i>2014</i> | <i>2015</i> | <i>2016</i> | <i>2017</i> | <i>2018</i> | <i>2019</i> | <i>2020</i> | |
| <i>Case Category</i> | <i>Case Type</i> | | | | | | | | |
| <i>Civil</i> | <i>Forcible Detainer / Eviction Action</i> | 86,420 | 83,981 | 80,525 | 81,508 | 84,905 | 87,933 | 74,013 | 82,758 |
| | <i>Injunctions Against Harassment</i> | 6,341 | 6,277 | 6,284 | 6,067 | 6,161 | 5,867 | 5,310 | 6,043 |
| | <i>Orders of Protection</i> | 8,838 | 8,734 | 9,153 | 8,973 | 9,028 | 8,664 | 8,013 | 8,773 |
| | <i>Other Civil</i> | 96,101 | 93,956 | 96,972 | 103,692 | 129,799 | 128,419 | 118,300 | 109,604 |
| | <i>Small Claims</i> | 16,774 | 16,360 | 17,574 | 17,313 | 16,193 | 17,248 | 15,303 | 16,682 |
| <i>Felony</i> | <i>Total Felony</i> | 36,697 | 47,125 | 49,079 | 50,972 | 53,646 | 54,165 | 46,434 | 48,301 |
| <i>Misdemeanors</i> | <i>Criminal Failure to Appear</i> | 15,487 | 14,115 | 14,403 | 13,049 | 20,435 | 13,597 | 11,197 | 14,613 |
| | <i>DUI</i> | 19,498 | 19,195 | 19,286 | 17,925 | 17,908 | 18,671 | 16,609 | 18,443 |
| | <i>Other Criminal Traffic</i> | 66,873 | 64,505 | 64,018 | 62,240 | 42,002 | 32,293 | 22,189 | 50,590 |
| | <i>Other Misdemeanors</i> | 67,733 | 67,234 | 60,256 | 60,840 | 57,931 | 54,338 | 51,060 | 59,909 |
| | <i>Serious Criminal Traffic</i> | 3,514 | 3,172 | 3,085 | 3,170 | 3,252 | 2,911 | 2,682 | 3,112 |
| <i>Non-Criminal</i> | <i>Civil Traffic</i> | 338,615 | 299,118 | 313,287 | 315,682 | 329,576 | 328,406 | 283,179 | 315,407 |
| | <i>Non-Parking</i> | 387 | 223 | 154 | 229 | 313 | 316 | 573 | 310 |
| | <i>Parking</i> | 589 | 537 | 363 | 249 | 443 | 633 | 1,190 | 571 |
| <i>Group Total</i> | | 763,867 | 724,532 | 734,439 | 741,909 | 771,592 | 753,461 | 656,052 | 735,116 |

NOTE: Figures may not correspond to previously published Data Reports due to corrected information received after publication.

Justice of the Peace Courts

Statewide Case Activity by Fiscal Year

ARIZONA STATEWIDE TOTAL, TERMINATIONS

| | | TERMINATIONS | | | | | | | Average |
|---------------------|--|--------------|---------|---------|---------|---------|---------|---------|---------|
| | | Fiscal Year | | | | | | | |
| | | 2014 | 2015 | 2016 | 2017 | 2018 | 2019 | 2020 | |
| Case Category | Case Type | | | | | | | | |
| <i>Civil</i> | <i>Forcible Detainer / Eviction Action</i> | 87,394 | 85,214 | 82,349 | 81,221 | 85,600 | 88,303 | 75,905 | 83,711 |
| | <i>Injunctions Against Harassment</i> | 6,135 | 5,997 | 6,076 | 5,926 | 5,988 | 5,694 | 5,159 | 5,854 |
| | <i>Orders of Protection</i> | 8,625 | 8,510 | 8,943 | 8,975 | 8,823 | 8,515 | 7,847 | 8,606 |
| | <i>Other Civil</i> | 108,847 | 91,707 | 105,441 | 100,583 | 124,280 | 138,807 | 123,856 | 113,360 |
| | <i>Small Claims</i> | 18,044 | 17,644 | 19,412 | 17,920 | 18,181 | 17,971 | 19,790 | 18,423 |
| <i>Felony</i> | <i>Total Felony</i> | 35,857 | 47,982 | 61,049 | 56,008 | 53,531 | 51,241 | 68,260 | 53,416 |
| <i>Misdemeanors</i> | <i>Criminal Failure to Appear</i> | 15,427 | 13,790 | 16,913 | 13,593 | 16,927 | 16,947 | 14,006 | 15,369 |
| | <i>DUI</i> | 19,147 | 19,453 | 20,261 | 19,124 | 18,595 | 18,564 | 16,340 | 18,785 |
| | <i>Other Criminal Traffic</i> | 68,947 | 64,713 | 65,689 | 60,763 | 43,873 | 38,923 | 28,980 | 53,123 |
| | <i>Other Misdemeanors</i> | 77,030 | 74,790 | 72,179 | 73,844 | 63,498 | 61,493 | 61,594 | 69,208 |
| | <i>Serious Criminal Traffic</i> | 3,398 | 3,194 | 3,213 | 3,295 | 3,191 | 3,194 | 2,570 | 3,152 |
| <i>Non-Criminal</i> | <i>Civil Traffic</i> | 356,814 | 309,249 | 321,961 | 327,146 | 365,875 | 358,924 | 314,655 | 336,377 |
| | <i>Non-Parking</i> | 416 | 261 | 173 | 230 | 312 | 380 | 607 | 337 |
| | <i>Parking</i> | 579 | 563 | 377 | 271 | 387 | 609 | 952 | 534 |
| <i>Group Total</i> | | 806,660 | 743,067 | 784,036 | 768,899 | 809,061 | 809,565 | 740,521 | 780,255 |

NOTE: Figures may not correspond to previously published Data Reports due to corrected information received after publication.

Justice of the Peace Courts County Case Activity by Fiscal Year

RURAL COUNTIES, F I L I N G S

| | | F I L I N G S | | | | | | | Average |
|---------------|-------------------------------------|---------------|---------|---------|---------|---------|---------|---------|---------|
| | | Fiscal Year | | | | | | | |
| | | 2014 | 2015 | 2016 | 2017 | 2018 | 2019 | 2020 | |
| Case Category | Case Type | | | | | | | | |
| Civil | Forcible Detainer / Eviction Action | 6,507 | 6,308 | 6,095 | 6,243 | 6,052 | 5,885 | 4,969 | 6,011 |
| | Injunctions Against Harassment | 3,318 | 3,297 | 3,279 | 3,329 | 3,258 | 3,083 | 2,748 | 3,186 |
| | Orders of Protection | 4,435 | 4,409 | 4,637 | 4,551 | 4,442 | 4,118 | 3,770 | 4,337 |
| | Other Civil | 18,882 | 18,289 | 19,374 | 21,352 | 25,646 | 23,927 | 22,783 | 21,462 |
| | Small Claims | 3,128 | 2,857 | 2,668 | 2,831 | 2,619 | 2,323 | 2,066 | 2,645 |
| Felony | Total Felony | 20,162 | 28,696 | 31,194 | 31,293 | 34,300 | 32,831 | 26,350 | 29,261 |
| Misdemeanors | Criminal Failure to Appear | 10,667 | 9,972 | 9,980 | 8,310 | 8,541 | 8,599 | 8,396 | 9,209 |
| | DUI | 6,421 | 6,913 | 7,065 | 6,613 | 6,346 | 7,096 | 6,790 | 6,749 |
| | Other Criminal Traffic | 25,115 | 24,584 | 23,098 | 22,853 | 20,254 | 16,343 | 11,080 | 20,474 |
| | Other Misdemeanors | 36,845 | 36,880 | 34,872 | 34,673 | 35,534 | 34,165 | 33,412 | 35,194 |
| | Serious Criminal Traffic | 1,618 | 1,504 | 1,449 | 1,466 | 1,380 | 1,295 | 1,119 | 1,405 |
| Non-Criminal | Civil Traffic | 155,854 | 142,774 | 143,608 | 147,477 | 145,600 | 152,554 | 130,330 | 145,456 |
| | Non-Parking | 122 | 153 | 100 | 131 | 264 | 238 | 371 | 193 |
| | Parking | 0 | 0 | 0 | 0 | 0 | 0 | 0 | 0 |
| Group Total | | 293,074 | 286,636 | 287,419 | 291,122 | 294,236 | 292,457 | 254,184 | 285,582 |

NOTE: Figures may not correspond to previously published Data Reports due to corrected information received after publication.

Rural counties exclude Maricopa and Pima; Urban counties include only Maricopa and Pima.

Justice of the Peace Courts County Case Activity by Fiscal Year

RURAL COUNTIES, TERMINATIONS

| | | TERMINATIONS | | | | | | | Average |
|---------------|-------------------------------------|--------------|---------|---------|---------|---------|---------|---------|---------|
| | | Fiscal Year | | | | | | | |
| | | 2014 | 2015 | 2016 | 2017 | 2018 | 2019 | 2020 | |
| Case Category | Case Type | | | | | | | | |
| Civil | Forcible Detainer / Eviction Action | 6,872 | 7,239 | 7,438 | 6,241 | 6,301 | 5,897 | 5,973 | 6,564 |
| | Injunctions Against Harassment | 3,121 | 3,096 | 3,079 | 3,179 | 3,161 | 2,999 | 2,694 | 3,046 |
| | Orders of Protection | 4,230 | 4,228 | 4,450 | 4,434 | 4,368 | 4,065 | 3,704 | 4,211 |
| | Other Civil | 18,575 | 17,690 | 21,209 | 21,030 | 26,260 | 24,012 | 25,244 | 22,001 |
| | Small Claims | 3,747 | 3,358 | 4,310 | 3,172 | 3,215 | 2,432 | 5,362 | 3,658 |
| Felony | Total Felony | 20,207 | 35,797 | 43,652 | 36,759 | 35,280 | 31,117 | 48,324 | 35,876 |
| Misdemeanors | Criminal Failure to Appear | 9,963 | 9,494 | 10,328 | 9,717 | 9,098 | 9,715 | 9,592 | 9,699 |
| | DUI | 6,706 | 7,553 | 8,615 | 7,883 | 7,303 | 6,652 | 7,617 | 7,476 |
| | Other Criminal Traffic | 25,122 | 25,974 | 24,549 | 23,464 | 21,025 | 18,557 | 16,006 | 22,097 |
| | Other Misdemeanors | 42,138 | 44,787 | 47,651 | 47,167 | 40,180 | 37,740 | 46,060 | 43,676 |
| | Serious Criminal Traffic | 1,686 | 1,607 | 1,677 | 1,638 | 1,547 | 1,494 | 1,165 | 1,547 |
| Non-Criminal | Civil Traffic | 167,681 | 156,970 | 162,372 | 164,828 | 160,358 | 162,121 | 139,879 | 159,174 |
| | Non-Parking | 119 | 181 | 115 | 124 | 250 | 279 | 405 | 209 |
| | Parking | 1 | 1 | 0 | 3 | 0 | 0 | 0 | 0 |
| Group Total | | 310,168 | 317,975 | 339,445 | 329,639 | 318,346 | 307,080 | 312,025 | 319,234 |

NOTE: Figures may not correspond to previously published Data Reports due to corrected information received after publication.

Rural counties exclude Maricopa and Pima; Urban counties include only Maricopa and Pima.

Justice of the Peace Courts County Case Activity by Fiscal Year

URBAN COUNTIES, F I L I N G S

| | | F I L I N G S | | | | | | | Average |
|---------------|-------------------------------------|---------------|---------|---------|---------|---------|---------|---------|---------|
| | | Fiscal Year | | | | | | | |
| | | 2014 | 2015 | 2016 | 2017 | 2018 | 2019 | 2020 | |
| Case Category | Case Type | | | | | | | | |
| Civil | Forcible Detainer / Eviction Action | 79,913 | 77,673 | 74,430 | 75,265 | 78,853 | 82,048 | 69,044 | 76,747 |
| | Injunctions Against Harassment | 3,023 | 2,980 | 3,005 | 2,738 | 2,903 | 2,784 | 2,562 | 2,857 |
| | Orders of Protection | 4,403 | 4,325 | 4,516 | 4,422 | 4,586 | 4,546 | 4,243 | 4,436 |
| | Other Civil | 77,219 | 75,667 | 77,598 | 82,340 | 104,153 | 104,492 | 95,517 | 88,142 |
| | Small Claims | 13,646 | 13,503 | 14,906 | 14,482 | 13,574 | 14,925 | 13,237 | 14,037 |
| Felony | Total Felony | 16,535 | 18,429 | 17,885 | 19,679 | 19,346 | 21,334 | 20,084 | 19,040 |
| Misdemeanors | Criminal Failure to Appear | 4,820 | 4,143 | 4,423 | 4,739 | 11,894 | 4,998 | 2,801 | 5,404 |
| | DUI | 13,077 | 12,282 | 12,221 | 11,312 | 11,562 | 11,575 | 9,819 | 11,694 |
| | Other Criminal Traffic | 41,758 | 39,921 | 40,920 | 39,387 | 21,748 | 15,950 | 11,109 | 30,116 |
| | Other Misdemeanors | 30,888 | 30,354 | 25,384 | 26,167 | 22,397 | 20,173 | 17,648 | 24,715 |
| | Serious Criminal Traffic | 1,896 | 1,668 | 1,636 | 1,704 | 1,872 | 1,616 | 1,563 | 1,707 |
| Non-Criminal | Civil Traffic | 182,761 | 156,344 | 169,679 | 168,205 | 183,976 | 175,852 | 152,849 | 169,951 |
| | Non-Parking | 265 | 70 | 54 | 98 | 49 | 78 | 202 | 117 |
| | Parking | 589 | 537 | 363 | 249 | 443 | 633 | 1,190 | 571 |
| Group Total | | 470,793 | 437,896 | 447,020 | 450,787 | 477,356 | 461,004 | 401,868 | 449,534 |

NOTE: Figures may not correspond to previously published Data Reports due to corrected information received after publication.

Rural counties exclude Maricopa and Pima; Urban counties include only Maricopa and Pima.

Justice of the Peace Courts County Case Activity by Fiscal Year

URBAN COUNTIES, TERMINATIONS

| | | TERMINATIONS | | | | | | | Average |
|--------------------|--|--------------|---------|---------|---------|---------|---------|---------|---------|
| | | Fiscal Year | | | | | | | |
| | | 2014 | 2015 | 2016 | 2017 | 2018 | 2019 | 2020 | |
| Case Category | Case Type | | | | | | | | |
| Civil | <i>Forcible Detainer / Eviction Action</i> | 80,522 | 77,975 | 74,911 | 74,980 | 79,299 | 82,406 | 69,932 | 77,147 |
| | <i>Injunctions Against Harassment</i> | 3,014 | 2,901 | 2,997 | 2,747 | 2,827 | 2,695 | 2,465 | 2,808 |
| | <i>Orders of Protection</i> | 4,395 | 4,282 | 4,493 | 4,541 | 4,455 | 4,450 | 4,143 | 4,395 |
| | <i>Other Civil</i> | 90,272 | 74,017 | 84,232 | 79,553 | 98,020 | 114,795 | 98,612 | 91,359 |
| | <i>Small Claims</i> | 14,297 | 14,286 | 15,102 | 14,748 | 14,966 | 15,539 | 14,428 | 14,765 |
| Felony | <i>Total Felony</i> | 15,650 | 12,185 | 17,397 | 19,249 | 18,251 | 20,124 | 19,936 | 17,540 |
| Misdemeanors | <i>Criminal Failure to Appear</i> | 5,464 | 4,296 | 6,585 | 3,876 | 7,829 | 7,232 | 4,414 | 5,670 |
| | <i>DUI</i> | 12,441 | 11,900 | 11,646 | 11,241 | 11,292 | 11,912 | 8,723 | 11,309 |
| | <i>Other Criminal Traffic</i> | 43,825 | 38,739 | 41,140 | 37,299 | 22,848 | 20,366 | 12,974 | 31,026 |
| | <i>Other Misdemeanors</i> | 34,892 | 30,003 | 24,528 | 26,677 | 23,318 | 23,753 | 15,534 | 25,532 |
| | <i>Serious Criminal Traffic</i> | 1,712 | 1,587 | 1,536 | 1,657 | 1,644 | 1,700 | 1,405 | 1,605 |
| Non-Criminal | <i>Civil Traffic</i> | 189,133 | 152,279 | 159,589 | 162,318 | 205,517 | 196,803 | 174,776 | 177,203 |
| | <i>Non-Parking</i> | 297 | 80 | 58 | 106 | 62 | 101 | 202 | 128 |
| | <i>Parking</i> | 578 | 562 | 377 | 268 | 387 | 609 | 952 | 534 |
| <i>Group Total</i> | | 496,492 | 425,092 | 444,591 | 439,260 | 490,715 | 502,485 | 428,496 | 461,021 |

NOTE: Figures may not correspond to previously published Data Reports due to corrected information received after publication.

Rural counties exclude Maricopa and Pima; Urban counties include only Maricopa and Pima.

Justice of the Peace Courts County Case Activity by Fiscal Year

APACHE COUNTY, F I L I N G S

| | | F I L I N G S | | | | | | | Average |
|---------------|-------------------------------------|---------------|--------|--------|--------|-------|-------|-------|---------|
| | | Fiscal Year | | | | | | | |
| | | 2014 | 2015 | 2016 | 2017 | 2018 | 2019 | 2020 | |
| Case Category | Case Type | | | | | | | | |
| Civil | Forcible Detainer / Eviction Action | 28 | 27 | 17 | 24 | 22 | 12 | 23 | 21 |
| | Injunctions Against Harassment | 111 | 126 | 87 | 137 | 88 | 110 | 95 | 108 |
| | Orders of Protection | 155 | 180 | 162 | 177 | 152 | 139 | 145 | 158 |
| | Other Civil | 78 | 96 | 98 | 128 | 110 | 119 | 128 | 108 |
| | Small Claims | 41 | 27 | 32 | 34 | 40 | 35 | 24 | 34 |
| Felony | Total Felony | 808 | 929 | 1,791 | 2,673 | 2,509 | 1,893 | 969 | 1,653 |
| Misdemeanors | Criminal Failure to Appear | 88 | 152 | 55 | 71 | 82 | 74 | 44 | 81 |
| | DUI | 139 | 167 | 133 | 185 | 147 | 129 | 132 | 147 |
| | Other Criminal Traffic | 977 | 1,521 | 1,126 | 1,054 | 612 | 486 | 421 | 885 |
| | Other Misdemeanors | 543 | 734 | 565 | 646 | 663 | 604 | 529 | 611 |
| | Serious Criminal Traffic | 15 | 29 | 21 | 19 | 14 | 14 | 26 | 19 |
| Non-Criminal | Civil Traffic | 5,470 | 7,773 | 7,591 | 6,880 | 5,543 | 5,325 | 4,949 | 6,219 |
| | Non-Parking | 0 | 0 | 0 | 0 | 0 | 0 | 0 | 0 |
| | Parking | 0 | 0 | 0 | 0 | 0 | 0 | 0 | 0 |
| Group Total | | 8,453 | 11,761 | 11,678 | 12,028 | 9,982 | 8,940 | 7,485 | 10,044 |

NOTE: Figures may not correspond to previously published Data Reports due to corrected information received after publication.

Justice of the Peace Courts County Case Activity by Fiscal Year

APACHE COUNTY, TERMINATIONS

| | | TERMINATIONS | | | | | | | Average |
|---------------------|--|--------------|--------|--------|--------|--------|-------|--------|---------|
| | | Fiscal Year | | | | | | | |
| | | 2014 | 2015 | 2016 | 2017 | 2018 | 2019 | 2020 | |
| Case Category | Case Type | | | | | | | | |
| <i>Civil</i> | <i>Forcible Detainer / Eviction Action</i> | 25 | 49 | 48 | 36 | 21 | 13 | 111 | 43 |
| | <i>Injunctions Against Harassment</i> | 104 | 123 | 78 | 135 | 88 | 110 | 87 | 104 |
| | <i>Orders of Protection</i> | 156 | 169 | 161 | 170 | 150 | 138 | 138 | 155 |
| | <i>Other Civil</i> | 98 | 132 | 170 | 96 | 96 | 110 | 370 | 152 |
| | <i>Small Claims</i> | 100 | 19 | 82 | 18 | 38 | 45 | 558 | 123 |
| <i>Felony</i> | <i>Total Felony</i> | 825 | 929 | 2,150 | 2,660 | 2,624 | 1,986 | 6,730 | 2,557 |
| <i>Misdemeanors</i> | <i>Criminal Failure to Appear</i> | 105 | 87 | 115 | 73 | 42 | 78 | 68 | 81 |
| | <i>DUI</i> | 127 | 148 | 210 | 142 | 175 | 117 | 242 | 166 |
| | <i>Other Criminal Traffic</i> | 981 | 1,409 | 1,326 | 1,055 | 821 | 702 | 616 | 987 |
| | <i>Other Misdemeanors</i> | 700 | 839 | 1,004 | 854 | 780 | 763 | 1,984 | 989 |
| | <i>Serious Criminal Traffic</i> | 15 | 24 | 33 | 20 | 16 | 18 | 42 | 25 |
| <i>Non-Criminal</i> | <i>Civil Traffic</i> | 5,775 | 7,683 | 8,438 | 7,911 | 6,574 | 5,825 | 5,633 | 6,835 |
| | <i>Non-Parking</i> | 0 | 0 | 0 | 0 | 0 | 1 | 0 | 0 |
| | <i>Parking</i> | 0 | 0 | 0 | 0 | 0 | 0 | 0 | 0 |
| <i>Group Total</i> | | 9,011 | 11,611 | 13,815 | 13,170 | 11,425 | 9,906 | 16,579 | 12,217 |

NOTE: Figures may not correspond to previously published Data Reports due to corrected information received after publication.

Justice of the Peace Courts County Case Activity by Fiscal Year

COCHISE COUNTY, FILINGS

| | | FILINGS | | | | | | | Average |
|---------------|-------------------------------------|-------------|--------|--------|--------|--------|--------|--------|---------|
| | | Fiscal Year | | | | | | | |
| | | 2014 | 2015 | 2016 | 2017 | 2018 | 2019 | 2020 | |
| Case Category | Case Type | | | | | | | | |
| Civil | Forcible Detainer / Eviction Action | 431 | 369 | 410 | 393 | 409 | 386 | 330 | 391 |
| | Injunctions Against Harassment | 531 | 522 | 454 | 458 | 479 | 463 | 320 | 460 |
| | Orders of Protection | 488 | 464 | 506 | 488 | 457 | 467 | 411 | 469 |
| | Other Civil | 1,404 | 1,503 | 1,470 | 1,769 | 2,096 | 1,819 | 1,664 | 1,675 |
| | Small Claims | 221 | 204 | 207 | 202 | 172 | 149 | 134 | 185 |
| Felony | Total Felony | 2,040 | 3,768 | 5,109 | 4,823 | 5,886 | 4,412 | 2,711 | 4,108 |
| Misdemeanors | Criminal Failure to Appear | 1,860 | 1,908 | 1,975 | 1,817 | 1,938 | 1,631 | 1,402 | 1,791 |
| | DUI | 1,103 | 1,191 | 926 | 765 | 821 | 965 | 940 | 959 |
| | Other Criminal Traffic | 3,416 | 3,231 | 3,035 | 2,853 | 2,522 | 2,232 | 1,102 | 2,626 |
| | Other Misdemeanors | 5,501 | 5,349 | 5,053 | 5,286 | 5,656 | 5,510 | 5,026 | 5,340 |
| | Serious Criminal Traffic | 601 | 554 | 461 | 496 | 441 | 336 | 158 | 436 |
| Non-Criminal | Civil Traffic | 25,423 | 20,616 | 20,849 | 23,399 | 23,859 | 21,336 | 17,118 | 21,800 |
| | Non-Parking | 34 | 34 | 39 | 29 | 78 | 33 | 92 | 48 |
| | Parking | 0 | 0 | 0 | 0 | 0 | 0 | 0 | 0 |
| Group Total | | 43,053 | 39,713 | 40,494 | 42,778 | 44,814 | 39,739 | 31,408 | 40,288 |

NOTE: Figures may not correspond to previously published Data Reports due to corrected information received after publication.

Justice of the Peace Courts County Case Activity by Fiscal Year

COCHISE COUNTY, TERMINATIONS

| | | TERMINATIONS | | | | | | | Average |
|---------------|-------------------------------------|--------------|--------|--------|--------|--------|--------|--------|---------|
| | | Fiscal Year | | | | | | | |
| | | 2014 | 2015 | 2016 | 2017 | 2018 | 2019 | 2020 | |
| Case Category | Case Type | | | | | | | | |
| Civil | Forcible Detainer / Eviction Action | 420 | 375 | 405 | 385 | 403 | 443 | 329 | 394 |
| | Injunctions Against Harassment | 506 | 477 | 386 | 389 | 423 | 428 | 320 | 419 |
| | Orders of Protection | 475 | 440 | 474 | 464 | 433 | 458 | 409 | 451 |
| | Other Civil | 1,271 | 1,377 | 1,702 | 1,510 | 1,989 | 1,812 | 1,566 | 1,604 |
| | Small Claims | 202 | 228 | 196 | 194 | 171 | 321 | 126 | 206 |
| Felony | Total Felony | 1,787 | 3,353 | 5,054 | 4,476 | 5,324 | 3,698 | 1,530 | 3,604 |
| Misdemeanors | Criminal Failure to Appear | 1,713 | 1,994 | 2,024 | 1,898 | 1,750 | 1,553 | 1,425 | 1,765 |
| | DUI | 1,091 | 1,181 | 1,070 | 746 | 703 | 771 | 714 | 897 |
| | Other Criminal Traffic | 3,278 | 3,648 | 3,029 | 2,896 | 2,325 | 2,192 | 1,583 | 2,706 |
| | Other Misdemeanors | 5,718 | 6,316 | 6,209 | 6,215 | 5,993 | 6,037 | 4,331 | 5,831 |
| | Serious Criminal Traffic | 683 | 609 | 553 | 561 | 486 | 509 | 166 | 510 |
| Non-Criminal | Civil Traffic | 28,528 | 24,763 | 24,083 | 27,728 | 25,595 | 24,915 | 18,467 | 24,869 |
| | Non-Parking | 35 | 44 | 42 | 26 | 58 | 67 | 92 | 52 |
| | Parking | 0 | 0 | 0 | 0 | 0 | 0 | 0 | 0 |
| Group Total | | 45,707 | 44,805 | 45,227 | 47,488 | 45,653 | 43,204 | 31,058 | 43,308 |

NOTE: Figures may not correspond to previously published Data Reports due to corrected information received after publication.

Justice of the Peace Courts County Case Activity by Fiscal Year

COCONINO COUNTY, FILINGS

| | | FILINGS | | | | | | | Average |
|---------------|-------------------------------------|-------------|--------|--------|--------|--------|--------|--------|---------|
| | | Fiscal Year | | | | | | | |
| | | 2014 | 2015 | 2016 | 2017 | 2018 | 2019 | 2020 | |
| Case Category | Case Type | | | | | | | | |
| Civil | Forcible Detainer / Eviction Action | 449 | 444 | 426 | 487 | 480 | 574 | 447 | 473 |
| | Injunctions Against Harassment | 201 | 241 | 233 | 274 | 281 | 248 | 182 | 237 |
| | Orders of Protection | 343 | 349 | 389 | 385 | 403 | 344 | 308 | 360 |
| | Other Civil | 1,156 | 1,128 | 1,181 | 1,263 | 1,396 | 1,374 | 1,317 | 1,259 |
| | Small Claims | 314 | 222 | 227 | 183 | 203 | 243 | 178 | 224 |
| Felony | Total Felony | 1,266 | 1,861 | 1,871 | 1,839 | 1,436 | 2,594 | 2,242 | 1,872 |
| Misdemeanors | Criminal Failure to Appear | 329 | 419 | 233 | 192 | 206 | 196 | 594 | 309 |
| | DUI | 522 | 686 | 700 | 812 | 780 | 829 | 717 | 721 |
| | Other Criminal Traffic | 2,841 | 2,823 | 3,137 | 2,701 | 2,620 | 2,229 | 1,791 | 2,592 |
| | Other Misdemeanors | 2,421 | 2,491 | 2,757 | 3,374 | 3,092 | 3,385 | 3,067 | 2,941 |
| | Serious Criminal Traffic | 90 | 72 | 94 | 88 | 103 | 122 | 112 | 98 |
| Non-Criminal | Civil Traffic | 15,224 | 14,257 | 16,674 | 15,443 | 17,203 | 17,662 | 14,810 | 15,897 |
| | Non-Parking | 0 | 1 | 0 | 0 | 2 | 0 | 9 | 1 |
| | Parking | 0 | 0 | 0 | 0 | 0 | 0 | 0 | 0 |
| Group Total | | 25,156 | 24,994 | 27,922 | 27,041 | 28,205 | 29,800 | 25,774 | 26,984 |

NOTE: Figures may not correspond to previously published Data Reports due to corrected information received after publication.

Justice of the Peace Courts County Case Activity by Fiscal Year

COCONINO COUNTY, TERMINATIONS

| | | TERMINATIONS | | | | | | | Average |
|---------------|-------------------------------------|--------------|--------|--------|--------|--------|--------|--------|---------|
| | | Fiscal Year | | | | | | | |
| | | 2014 | 2015 | 2016 | 2017 | 2018 | 2019 | 2020 | |
| Case Category | Case Type | | | | | | | | |
| Civil | Forcible Detainer / Eviction Action | 449 | 977 | 1,149 | 501 | 495 | 569 | 437 | 654 |
| | Injunctions Against Harassment | 188 | 234 | 227 | 258 | 275 | 245 | 179 | 229 |
| | Orders of Protection | 306 | 324 | 370 | 364 | 383 | 341 | 309 | 341 |
| | Other Civil | 1,099 | 2,193 | 2,291 | 1,709 | 1,520 | 1,552 | 1,377 | 1,677 |
| | Small Claims | 453 | 508 | 645 | 266 | 216 | 216 | 249 | 364 |
| Felony | Total Felony | 1,510 | 2,245 | 2,203 | 2,140 | 2,105 | 1,891 | 2,217 | 2,045 |
| Misdemeanors | Criminal Failure to Appear | 357 | 378 | 443 | 435 | 379 | 505 | 542 | 434 |
| | DUI | 544 | 870 | 796 | 931 | 1,036 | 638 | 722 | 791 |
| | Other Criminal Traffic | 2,719 | 2,875 | 3,013 | 2,786 | 2,606 | 2,329 | 1,898 | 2,603 |
| | Other Misdemeanors | 2,851 | 3,531 | 3,752 | 4,511 | 4,283 | 3,063 | 2,943 | 3,562 |
| | Serious Criminal Traffic | 104 | 83 | 100 | 115 | 127 | 168 | 109 | 115 |
| Non-Criminal | Civil Traffic | 15,883 | 15,709 | 17,953 | 17,197 | 19,145 | 17,939 | 15,400 | 17,032 |
| | Non-Parking | 0 | 1 | 0 | 0 | 2 | 1 | 14 | 3 |
| | Parking | 0 | 0 | 0 | 0 | 0 | 0 | 0 | 0 |
| Group Total | | 26,463 | 29,928 | 32,942 | 31,213 | 32,572 | 29,457 | 26,396 | 29,850 |

NOTE: Figures may not correspond to previously published Data Reports due to corrected information received after publication.

Justice of the Peace Courts County Case Activity by Fiscal Year

GILA COUNTY, FILINGS

| | | FILINGS | | | | | | | Average |
|---------------|-------------------------------------|-------------|-------|--------|-------|--------|--------|-------|---------|
| | | Fiscal Year | | | | | | | |
| | | 2014 | 2015 | 2016 | 2017 | 2018 | 2019 | 2020 | |
| Case Category | Case Type | | | | | | | | |
| Civil | Forcible Detainer / Eviction Action | 144 | 201 | 198 | 200 | 165 | 169 | 169 | 178 |
| | Injunctions Against Harassment | 195 | 168 | 199 | 229 | 185 | 222 | 195 | 199 |
| | Orders of Protection | 249 | 243 | 231 | 220 | 234 | 189 | 191 | 222 |
| | Other Civil | 704 | 614 | 615 | 650 | 684 | 526 | 461 | 608 |
| | Small Claims | 100 | 111 | 96 | 104 | 128 | 90 | 70 | 100 |
| Felony | Total Felony | 393 | 339 | 260 | 322 | 388 | 435 | 732 | 410 |
| Misdemeanors | Criminal Failure to Appear | 217 | 296 | 321 | 230 | 265 | 236 | 134 | 243 |
| | DUI | 413 | 338 | 379 | 251 | 253 | 298 | 241 | 310 |
| | Other Criminal Traffic | 497 | 585 | 740 | 663 | 606 | 583 | 379 | 579 |
| | Other Misdemeanors | 1,453 | 1,361 | 1,463 | 1,407 | 1,346 | 1,276 | 1,424 | 1,390 |
| | Serious Criminal Traffic | 56 | 39 | 44 | 45 | 35 | 52 | 43 | 45 |
| Non-Criminal | Civil Traffic | 6,491 | 4,978 | 5,637 | 4,780 | 5,825 | 8,020 | 5,663 | 5,914 |
| | Non-Parking | 4 | 2 | 1 | 0 | 8 | 6 | 60 | 11 |
| | Parking | 0 | 0 | 0 | 0 | 0 | 0 | 0 | 0 |
| Group Total | | 10,916 | 9,275 | 10,184 | 9,101 | 10,122 | 12,102 | 9,762 | 10,209 |

NOTE: Figures may not correspond to previously published Data Reports due to corrected information received after publication.

Justice of the Peace Courts County Case Activity by Fiscal Year

GILA COUNTY, TERMINATIONS

| | | TERMINATIONS | | | | | | | Average |
|---------------|-------------------------------------|--------------|--------|--------|--------|--------|--------|--------|---------|
| | | Fiscal Year | | | | | | | |
| | | 2014 | 2015 | 2016 | 2017 | 2018 | 2019 | 2020 | |
| Case Category | Case Type | | | | | | | | |
| Civil | Forcible Detainer / Eviction Action | 140 | 193 | 175 | 189 | 156 | 155 | 264 | 182 |
| | Injunctions Against Harassment | 171 | 154 | 198 | 222 | 176 | 223 | 193 | 191 |
| | Orders of Protection | 220 | 222 | 228 | 225 | 234 | 190 | 185 | 215 |
| | Other Civil | 700 | 636 | 524 | 627 | 706 | 545 | 685 | 632 |
| | Small Claims | 91 | 94 | 49 | 94 | 119 | 89 | 218 | 108 |
| Felony | Total Felony | 415 | 382 | 265 | 388 | 542 | 633 | 727 | 479 |
| Misdemeanors | Criminal Failure to Appear | 221 | 199 | 217 | 226 | 237 | 192 | 191 | 212 |
| | DUI | 435 | 527 | 454 | 362 | 383 | 406 | 291 | 408 |
| | Other Criminal Traffic | 533 | 555 | 647 | 629 | 590 | 611 | 412 | 568 |
| | Other Misdemeanors | 2,036 | 1,843 | 1,771 | 1,941 | 1,815 | 1,849 | 1,294 | 1,793 |
| | Serious Criminal Traffic | 72 | 45 | 40 | 46 | 54 | 62 | 34 | 51 |
| Non-Criminal | Civil Traffic | 6,697 | 5,296 | 5,829 | 5,166 | 6,132 | 8,539 | 6,372 | 6,290 |
| | Non-Parking | 1 | 5 | 0 | 1 | 5 | 4 | 56 | 10 |
| | Parking | 0 | 0 | 0 | 0 | 0 | 0 | 0 | 0 |
| Group Total | | 11,732 | 10,151 | 10,397 | 10,116 | 11,149 | 13,498 | 10,922 | 11,139 |

NOTE: Figures may not correspond to previously published Data Reports due to corrected information received after publication.

Justice of the Peace Courts County Case Activity by Fiscal Year

GRAHAM COUNTY, F I L I N G S

| | | F I L I N G S | | | | | | | Average |
|---------------------|--|---------------|-------|-------|-------|-------|-------|-------|---------|
| | | Fiscal Year | | | | | | | |
| | | 2014 | 2015 | 2016 | 2017 | 2018 | 2019 | 2020 | |
| Case Category | Case Type | | | | | | | | |
| <i>Civil</i> | <i>Forcible Detainer / Eviction Action</i> | 85 | 74 | 79 | 91 | 82 | 50 | 76 | 77 |
| | <i>Injunctions Against Harassment</i> | 92 | 76 | 96 | 86 | 96 | 71 | 62 | 83 |
| | <i>Orders of Protection</i> | 63 | 41 | 53 | 71 | 70 | 72 | 58 | 61 |
| | <i>Other Civil</i> | 330 | 329 | 317 | 375 | 504 | 368 | 387 | 374 |
| | <i>Small Claims</i> | 73 | 51 | 60 | 65 | 34 | 29 | 23 | 48 |
| <i>Felony</i> | <i>Total Felony</i> | 610 | 1,195 | 1,252 | 1,112 | 805 | 744 | 847 | 938 |
| <i>Misdemeanors</i> | <i>Criminal Failure to Appear</i> | 120 | 254 | 110 | 82 | 75 | 46 | 109 | 114 |
| | <i>DUI</i> | 158 | 134 | 189 | 198 | 156 | 114 | 215 | 167 |
| | <i>Other Criminal Traffic</i> | 336 | 300 | 291 | 215 | 197 | 172 | 127 | 234 |
| | <i>Other Misdemeanors</i> | 676 | 682 | 632 | 521 | 525 | 456 | 577 | 581 |
| | <i>Serious Criminal Traffic</i> | 27 | 29 | 31 | 23 | 25 | 20 | 29 | 26 |
| <i>Non-Criminal</i> | <i>Civil Traffic</i> | 2,204 | 1,843 | 3,153 | 2,659 | 2,614 | 2,130 | 2,220 | 2,404 |
| | <i>Non-Parking</i> | 19 | 8 | 4 | 3 | 1 | 21 | 10 | 9 |
| | <i>Parking</i> | 0 | 0 | 0 | 0 | 0 | 0 | 0 | 0 |
| <i>Group Total</i> | | 4,793 | 5,016 | 6,267 | 5,501 | 5,184 | 4,293 | 4,740 | 5,116 |

NOTE: Figures may not correspond to previously published Data Reports due to corrected information received after publication.

Justice of the Peace Courts County Case Activity by Fiscal Year

GRAHAM COUNTY, TERMINATIONS

| | | TERMINATIONS | | | | | | | Average |
|---------------------|--|--------------|-------|-------|-------|-------|-------|-------|---------|
| | | Fiscal Year | | | | | | | |
| | | 2014 | 2015 | 2016 | 2017 | 2018 | 2019 | 2020 | |
| Case Category | Case Type | | | | | | | | |
| <i>Civil</i> | <i>Forcible Detainer / Eviction Action</i> | 138 | 93 | 92 | 90 | 76 | 46 | 70 | 87 |
| | <i>Injunctions Against Harassment</i> | 88 | 71 | 91 | 80 | 93 | 70 | 61 | 79 |
| | <i>Orders of Protection</i> | 63 | 41 | 51 | 67 | 69 | 73 | 57 | 60 |
| | <i>Other Civil</i> | 373 | 222 | 353 | 328 | 430 | 320 | 271 | 328 |
| | <i>Small Claims</i> | 150 | 61 | 103 | 65 | 60 | 18 | 17 | 68 |
| <i>Felony</i> | <i>Total Felony</i> | 718 | 1,263 | 1,270 | 1,092 | 819 | 583 | 775 | 932 |
| <i>Misdemeanors</i> | <i>Criminal Failure to Appear</i> | 88 | 129 | 127 | 82 | 71 | 52 | 79 | 89 |
| | <i>DUI</i> | 225 | 264 | 271 | 272 | 248 | 161 | 167 | 229 |
| | <i>Other Criminal Traffic</i> | 364 | 326 | 313 | 239 | 202 | 176 | 152 | 254 |
| | <i>Other Misdemeanors</i> | 872 | 925 | 793 | 650 | 654 | 552 | 545 | 713 |
| | <i>Serious Criminal Traffic</i> | 34 | 39 | 31 | 26 | 31 | 26 | 23 | 30 |
| <i>Non-Criminal</i> | <i>Civil Traffic</i> | 2,444 | 2,015 | 3,116 | 2,951 | 2,759 | 2,190 | 2,391 | 2,552 |
| | <i>Non-Parking</i> | 23 | 7 | 6 | 2 | 2 | 20 | 7 | 10 |
| | <i>Parking</i> | 0 | 0 | 0 | 0 | 0 | 0 | 0 | 0 |
| <i>Group Total</i> | | 5,580 | 5,456 | 6,617 | 5,944 | 5,514 | 4,287 | 4,615 | 5,431 |

NOTE: Figures may not correspond to previously published Data Reports due to corrected information received after publication.

Justice of the Peace Courts County Case Activity by Fiscal Year

GREENLEE COUNTY, F I L I N G S

| | | F I L I N G S | | | | | | | Average |
|---------------------|--|---------------|-------|-------|-------|-------|-------|-------|---------|
| | | Fiscal Year | | | | | | | |
| | | 2014 | 2015 | 2016 | 2017 | 2018 | 2019 | 2020 | |
| Case Category | Case Type | | | | | | | | |
| <i>Civil</i> | <i>Forcible Detainer / Eviction Action</i> | 8 | 5 | 7 | 4 | 2 | 8 | 18 | 8 |
| | <i>Injunctions Against Harassment</i> | 15 | 21 | 21 | 28 | 31 | 21 | 34 | 24 |
| | <i>Orders of Protection</i> | 18 | 24 | 18 | 30 | 51 | 37 | 18 | 28 |
| | <i>Other Civil</i> | 77 | 76 | 88 | 118 | 150 | 94 | 111 | 102 |
| | <i>Small Claims</i> | 2 | 8 | 8 | 7 | 6 | 7 | 4 | 6 |
| <i>Felony</i> | <i>Total Felony</i> | 415 | 415 | 401 | 242 | 205 | 291 | 258 | 319 |
| <i>Misdemeanors</i> | <i>Criminal Failure to Appear</i> | 39 | 42 | 37 | 11 | 8 | 1 | 9 | 21 |
| | <i>DUI</i> | 35 | 134 | 170 | 87 | 58 | 42 | 96 | 88 |
| | <i>Other Criminal Traffic</i> | 240 | 139 | 115 | 86 | 139 | 163 | 71 | 136 |
| | <i>Other Misdemeanors</i> | 349 | 375 | 270 | 226 | 152 | 237 | 197 | 258 |
| | <i>Serious Criminal Traffic</i> | 31 | 14 | 11 | 8 | 7 | 8 | 11 | 13 |
| <i>Non-Criminal</i> | <i>Civil Traffic</i> | 2,891 | 1,508 | 1,561 | 938 | 1,507 | 1,651 | 696 | 1,536 |
| | <i>Non-Parking</i> | 0 | 0 | 0 | 0 | 0 | 0 | 0 | 0 |
| | <i>Parking</i> | 0 | 0 | 0 | 0 | 0 | 0 | 0 | 0 |
| <i>Group Total</i> | | 4,120 | 2,761 | 2,707 | 1,785 | 2,316 | 2,560 | 1,523 | 2,539 |

NOTE: Figures may not correspond to previously published Data Reports due to corrected information received after publication.

Justice of the Peace Courts County Case Activity by Fiscal Year

GREENLEE COUNTY, TERMINATIONS

| | | TERMINATIONS | | | | | | | Average |
|---------------|-------------------------------------|--------------|-------|-------|-------|-------|-------|-------|---------|
| | | Fiscal Year | | | | | | | |
| | | 2014 | 2015 | 2016 | 2017 | 2018 | 2019 | 2020 | |
| Case Category | Case Type | | | | | | | | |
| Civil | Forcible Detainer / Eviction Action | 7 | 7 | 9 | 5 | 4 | 14 | 18 | 9 |
| | Injunctions Against Harassment | 12 | 21 | 19 | 23 | 29 | 17 | 30 | 22 |
| | Orders of Protection | 14 | 21 | 15 | 21 | 45 | 34 | 17 | 24 |
| | Other Civil | 70 | 66 | 87 | 61 | 68 | 92 | 88 | 75 |
| | Small Claims | 8 | 5 | 42 | 8 | 4 | 23 | 3 | 13 |
| Felony | Total Felony | 379 | 540 | 482 | 353 | 281 | 304 | 242 | 368 |
| Misdemeanors | Criminal Failure to Appear | 40 | 46 | 32 | 38 | 11 | 6 | 14 | 27 |
| | DUI | 30 | 137 | 232 | 209 | 136 | 80 | 108 | 134 |
| | Other Criminal Traffic | 223 | 152 | 127 | 101 | 140 | 164 | 80 | 141 |
| | Other Misdemeanors | 337 | 507 | 381 | 311 | 235 | 273 | 219 | 323 |
| | Serious Criminal Traffic | 24 | 20 | 13 | 7 | 11 | 5 | 10 | 13 |
| Non-Criminal | Civil Traffic | 2,715 | 1,706 | 1,888 | 1,051 | 1,592 | 1,767 | 767 | 1,641 |
| | Non-Parking | 0 | 0 | 0 | 0 | 0 | 0 | 3 | 0 |
| | Parking | 0 | 0 | 0 | 0 | 0 | 0 | 0 | 0 |
| Group Total | | 3,859 | 3,228 | 3,327 | 2,188 | 2,556 | 2,779 | 1,599 | 2,790 |

NOTE: Figures may not correspond to previously published Data Reports due to corrected information received after publication.

Justice of the Peace Courts County Case Activity by Fiscal Year

LA PAZ COUNTY, FILINGS

| | | FILINGS | | | | | | | Average |
|---------------------|--|-------------|--------|--------|--------|--------|--------|--------|---------|
| | | Fiscal Year | | | | | | | |
| | | 2014 | 2015 | 2016 | 2017 | 2018 | 2019 | 2020 | |
| Case Category | Case Type | | | | | | | | |
| <i>Civil</i> | <i>Forcible Detainer / Eviction Action</i> | 57 | 50 | 73 | 64 | 69 | 78 | 56 | 64 |
| | <i>Injunctions Against Harassment</i> | 86 | 77 | 101 | 84 | 77 | 65 | 42 | 75 |
| | <i>Orders of Protection</i> | 69 | 80 | 87 | 88 | 97 | 69 | 66 | 80 |
| | <i>Other Civil</i> | 126 | 112 | 140 | 133 | 175 | 181 | 178 | 149 |
| | <i>Small Claims</i> | 28 | 28 | 18 | 22 | 25 | 37 | 23 | 26 |
| <i>Felony</i> | <i>Total Felony</i> | 434 | 601 | 801 | 1,084 | 922 | 1,060 | 1,011 | 844 |
| <i>Misdemeanors</i> | <i>Criminal Failure to Appear</i> | 338 | 437 | 429 | 388 | 365 | 146 | 254 | 337 |
| | <i>DUI</i> | 176 | 211 | 197 | 188 | 181 | 284 | 336 | 224 |
| | <i>Other Criminal Traffic</i> | 2,103 | 1,845 | 1,492 | 1,249 | 1,087 | 857 | 771 | 1,343 |
| | <i>Other Misdemeanors</i> | 1,112 | 1,262 | 1,436 | 1,040 | 828 | 931 | 1,227 | 1,119 |
| | <i>Serious Criminal Traffic</i> | 14 | 27 | 22 | 13 | 28 | 28 | 28 | 23 |
| <i>Non-Criminal</i> | <i>Civil Traffic</i> | 7,091 | 7,578 | 7,548 | 8,714 | 6,328 | 10,834 | 11,030 | 8,446 |
| | <i>Non-Parking</i> | 0 | 0 | 0 | 0 | 0 | 10 | 3 | 2 |
| | <i>Parking</i> | 0 | 0 | 0 | 0 | 0 | 0 | 0 | 0 |
| <i>Group Total</i> | | 11,634 | 12,308 | 12,344 | 13,067 | 10,182 | 14,580 | 15,025 | 12,732 |

NOTE: Figures may not correspond to previously published Data Reports due to corrected information received after publication.

Justice of the Peace Courts County Case Activity by Fiscal Year

LA PAZ COUNTY, TERMINATIONS

| | | TERMINATIONS | | | | | | | Average |
|---------------|-------------------------------------|--------------|--------|--------|--------|--------|--------|--------|---------|
| | | Fiscal Year | | | | | | | |
| | | 2014 | 2015 | 2016 | 2017 | 2018 | 2019 | 2020 | |
| Case Category | Case Type | | | | | | | | |
| Civil | Forcible Detainer / Eviction Action | 52 | 46 | 66 | 58 | 49 | 70 | 52 | 55 |
| | Injunctions Against Harassment | 85 | 76 | 100 | 84 | 76 | 64 | 41 | 76 |
| | Orders of Protection | 65 | 78 | 82 | 86 | 91 | 67 | 63 | 76 |
| | Other Civil | 50 | 125 | 49 | 106 | 134 | 150 | 197 | 116 |
| | Small Claims | 23 | 16 | 10 | 14 | 13 | 26 | 23 | 18 |
| Felony | Total Felony | 444 | 676 | 710 | 1,049 | 1,015 | 760 | 757 | 773 |
| Misdemeanors | Criminal Failure to Appear | 404 | 373 | 364 | 391 | 379 | 341 | 384 | 376 |
| | DUI | 172 | 207 | 182 | 227 | 202 | 252 | 374 | 231 |
| | Other Criminal Traffic | 2,274 | 1,995 | 1,492 | 1,266 | 1,235 | 861 | 758 | 1,411 |
| | Other Misdemeanors | 1,116 | 1,282 | 1,522 | 1,398 | 1,185 | 1,061 | 1,190 | 1,251 |
| | Serious Criminal Traffic | 19 | 25 | 17 | 19 | 20 | 15 | 36 | 22 |
| Non-Criminal | Civil Traffic | 7,977 | 8,558 | 8,790 | 9,895 | 8,412 | 10,468 | 11,398 | 9,356 |
| | Non-Parking | 0 | 0 | 0 | 0 | 0 | 21 | 16 | 6 |
| | Parking | 0 | 0 | 0 | 0 | 0 | 0 | 0 | 0 |
| Group Total | | 12,681 | 13,457 | 13,384 | 14,593 | 12,811 | 14,156 | 15,289 | 13,767 |

NOTE: Figures may not correspond to previously published Data Reports due to corrected information received after publication.

Justice of the Peace Courts County Case Activity by Fiscal Year

MARICOPA COUNTY, FILINGS

| | | FILINGS | | | | | | | Average |
|---------------|-------------------------------------|-------------|---------|---------|---------|---------|---------|---------|---------|
| | | Fiscal Year | | | | | | | |
| | | 2014 | 2015 | 2016 | 2017 | 2018 | 2019 | 2020 | |
| Case Category | Case Type | | | | | | | | |
| Civil | Forcible Detainer / Eviction Action | 65,520 | 63,570 | 61,493 | 62,004 | 65,694 | 69,621 | 58,607 | 63,787 |
| | Injunctions Against Harassment | 2,449 | 2,390 | 2,381 | 2,218 | 2,268 | 2,026 | 1,923 | 2,236 |
| | Orders of Protection | 3,726 | 3,657 | 3,644 | 3,660 | 3,447 | 3,386 | 3,283 | 3,545 |
| | Other Civil | 61,575 | 59,882 | 60,653 | 64,945 | 82,915 | 82,945 | 75,809 | 69,818 |
| | Small Claims | 10,506 | 10,342 | 11,383 | 10,773 | 10,156 | 11,509 | 10,839 | 10,784 |
| Felony | Total Felony | 0 | 0 | 0 | 0 | 19 | 27 | 29 | 10 |
| Misdemeanors | Criminal Failure to Appear | 2,388 | 2,126 | 1,901 | 1,978 | 9,401 | 3,888 | 2,127 | 3,403 |
| | DUI | 9,436 | 8,298 | 8,077 | 7,148 | 7,683 | 7,841 | 7,016 | 7,930 |
| | Other Criminal Traffic | 35,874 | 34,108 | 36,091 | 35,427 | 17,877 | 12,969 | 9,002 | 25,909 |
| | Other Misdemeanors | 14,561 | 12,840 | 11,443 | 12,205 | 10,821 | 9,615 | 8,501 | 11,426 |
| | Serious Criminal Traffic | 1,459 | 1,326 | 1,316 | 1,363 | 1,531 | 1,334 | 1,203 | 1,361 |
| Non-Criminal | Civil Traffic | 113,350 | 112,367 | 122,924 | 118,798 | 133,519 | 131,310 | 112,812 | 120,724 |
| | Non-Parking | 68 | 61 | 40 | 17 | 0 | 0 | 0 | 27 |
| | Parking | 333 | 220 | 272 | 140 | 0 | 0 | 641 | 229 |
| Group Total | | 321,245 | 311,187 | 321,618 | 320,676 | 345,331 | 336,471 | 291,792 | 321,189 |

NOTE: Figures may not correspond to previously published Data Reports due to corrected information received after publication.

Justice of the Peace Courts County Case Activity by Fiscal Year

MARICOPA COUNTY, TERMINATIONS

| | | TERMINATIONS | | | | | | | Average |
|--------------------|--|--------------|---------|---------|---------|---------|---------|---------|---------|
| | | Fiscal Year | | | | | | | |
| | | 2014 | 2015 | 2016 | 2017 | 2018 | 2019 | 2020 | |
| Case Category | Case Type | | | | | | | | |
| Civil | <i>Forcible Detainer / Eviction Action</i> | 66,262 | 63,700 | 61,813 | 61,683 | 66,155 | 69,842 | 59,367 | 64,118 |
| | <i>Injunctions Against Harassment</i> | 2,449 | 2,390 | 2,381 | 2,218 | 2,180 | 1,931 | 1,821 | 2,197 |
| | <i>Orders of Protection</i> | 3,726 | 3,657 | 3,629 | 3,660 | 3,290 | 3,276 | 3,176 | 3,489 |
| | <i>Other Civil</i> | 76,328 | 57,475 | 66,769 | 63,008 | 78,139 | 92,196 | 78,151 | 73,153 |
| | <i>Small Claims</i> | 11,428 | 10,659 | 11,343 | 11,186 | 11,074 | 12,212 | 11,654 | 11,364 |
| Felony | <i>Total Felony</i> | 0 | 0 | 0 | 0 | 17 | 23 | 35 | 9 |
| Misdemeanors | <i>Criminal Failure to Appear</i> | 2,733 | 2,018 | 1,882 | 1,432 | 4,555 | 4,482 | 3,203 | 2,900 |
| | <i>DUI</i> | 8,703 | 8,154 | 7,583 | 7,343 | 7,135 | 8,191 | 6,286 | 7,628 |
| | <i>Other Criminal Traffic</i> | 37,950 | 33,120 | 34,047 | 33,815 | 18,733 | 16,424 | 11,406 | 26,499 |
| | <i>Other Misdemeanors</i> | 18,029 | 12,290 | 10,356 | 11,480 | 11,269 | 10,618 | 7,614 | 11,668 |
| | <i>Serious Criminal Traffic</i> | 1,237 | 1,272 | 1,193 | 1,237 | 1,203 | 1,321 | 1,107 | 1,224 |
| Non-Criminal | <i>Civil Traffic</i> | 116,938 | 101,617 | 112,776 | 111,456 | 151,044 | 151,683 | 139,494 | 126,430 |
| | <i>Non-Parking</i> | 60 | 69 | 45 | 15 | 3 | 0 | 3 | 27 |
| | <i>Parking</i> | 329 | 212 | 292 | 165 | 0 | 0 | 385 | 199 |
| <i>Group Total</i> | | 346,172 | 296,633 | 314,109 | 308,698 | 354,797 | 372,199 | 323,702 | 330,905 |

NOTE: Figures may not correspond to previously published Data Reports due to corrected information received after publication.

Justice of the Peace Courts County Case Activity by Fiscal Year

MOHAVE COUNTY, FILINGS

| | | FILINGS | | | | | | | Average |
|---------------|-------------------------------------|-------------|--------|--------|--------|--------|--------|--------|---------|
| | | Fiscal Year | | | | | | | |
| | | 2014 | 2015 | 2016 | 2017 | 2018 | 2019 | 2020 | |
| Case Category | Case Type | | | | | | | | |
| Civil | Forcible Detainer / Eviction Action | 975 | 958 | 957 | 1,038 | 937 | 913 | 777 | 937 |
| | Injunctions Against Harassment | 524 | 580 | 561 | 572 | 587 | 615 | 490 | 561 |
| | Orders of Protection | 784 | 827 | 883 | 868 | 824 | 868 | 696 | 822 |
| | Other Civil | 3,416 | 2,933 | 3,346 | 3,892 | 4,492 | 4,450 | 3,925 | 3,778 |
| | Small Claims | 559 | 425 | 383 | 362 | 376 | 332 | 308 | 393 |
| Felony | Total Felony | 4,843 | 6,286 | 6,239 | 6,748 | 7,685 | 7,245 | 5,283 | 6,332 |
| Misdemeanors | Criminal Failure to Appear | 1,042 | 888 | 971 | 1,098 | 1,176 | 1,044 | 1,689 | 1,130 |
| | DUI | 662 | 660 | 616 | 613 | 608 | 672 | 687 | 646 |
| | Other Criminal Traffic | 2,542 | 2,384 | 2,090 | 1,899 | 1,971 | 1,735 | 917 | 1,934 |
| | Other Misdemeanors | 4,201 | 4,036 | 3,960 | 4,170 | 4,941 | 4,103 | 3,985 | 4,198 |
| | Serious Criminal Traffic | 78 | 117 | 107 | 100 | 77 | 73 | 92 | 93 |
| Non-Criminal | Civil Traffic | 17,788 | 15,167 | 14,635 | 16,095 | 15,071 | 14,600 | 12,058 | 15,058 |
| | Non-Parking | 0 | 0 | 0 | 0 | 0 | 0 | 0 | 0 |
| | Parking | 0 | 0 | 0 | 0 | 0 | 0 | 0 | 0 |
| Group Total | | 37,414 | 35,261 | 34,748 | 37,455 | 38,745 | 36,650 | 30,907 | 35,882 |

NOTE: Figures may not correspond to previously published Data Reports due to corrected information received after publication.

Justice of the Peace Courts County Case Activity by Fiscal Year

MOHAVE COUNTY, TERMINATIONS

| | | TERMINATIONS | | | | | | | Average |
|---------------|-------------------------------------|--------------|--------|--------|--------|--------|--------|--------|---------|
| | | Fiscal Year | | | | | | | |
| | | 2014 | 2015 | 2016 | 2017 | 2018 | 2019 | 2020 | |
| Case Category | Case Type | | | | | | | | |
| Civil | Forcible Detainer / Eviction Action | 943 | 930 | 864 | 982 | 898 | 860 | 742 | 889 |
| | Injunctions Against Harassment | 517 | 573 | 546 | 584 | 596 | 608 | 492 | 559 |
| | Orders of Protection | 786 | 832 | 867 | 865 | 830 | 870 | 694 | 821 |
| | Other Civil | 3,455 | 2,124 | 2,258 | 3,767 | 3,571 | 4,136 | 3,700 | 3,286 |
| | Small Claims | 500 | 322 | 252 | 322 | 324 | 265 | 265 | 322 |
| Felony | Total Felony | 4,580 | 6,376 | 6,413 | 7,158 | 8,201 | 7,969 | 5,159 | 6,551 |
| Misdemeanors | Criminal Failure to Appear | 1,085 | 698 | 673 | 888 | 607 | 961 | 1,171 | 869 |
| | DUI | 741 | 586 | 654 | 584 | 601 | 637 | 634 | 634 |
| | Other Criminal Traffic | 2,410 | 2,582 | 2,700 | 2,545 | 2,413 | 2,405 | 2,335 | 2,484 |
| | Other Misdemeanors | 4,765 | 4,138 | 3,944 | 3,965 | 4,645 | 4,681 | 5,146 | 4,469 |
| | Serious Criminal Traffic | 56 | 109 | 140 | 86 | 94 | 63 | 92 | 91 |
| Non-Criminal | Civil Traffic | 18,622 | 15,885 | 15,571 | 17,452 | 15,278 | 15,510 | 13,546 | 15,981 |
| | Non-Parking | 0 | 0 | 0 | 0 | 3 | 0 | 0 | 0 |
| | Parking | 0 | 0 | 0 | 0 | 0 | 0 | 0 | 0 |
| Group Total | | 38,460 | 35,155 | 34,882 | 39,198 | 38,061 | 38,965 | 33,976 | 36,956 |

NOTE: Figures may not correspond to previously published Data Reports due to corrected information received after publication.

Justice of the Peace Courts County Case Activity by Fiscal Year

NAVAJO COUNTY, FILINGS

| | | FILINGS | | | | | | | Average |
|---------------------|--|-------------|--------|--------|--------|--------|--------|--------|---------|
| | | Fiscal Year | | | | | | | |
| | | 2014 | 2015 | 2016 | 2017 | 2018 | 2019 | 2020 | |
| Case Category | Case Type | | | | | | | | |
| <i>Civil</i> | <i>Forcible Detainer / Eviction Action</i> | 204 | 214 | 192 | 183 | 190 | 205 | 155 | 192 |
| | <i>Injunctions Against Harassment</i> | 221 | 257 | 320 | 281 | 290 | 259 | 204 | 263 |
| | <i>Orders of Protection</i> | 399 | 428 | 438 | 433 | 445 | 386 | 360 | 412 |
| | <i>Other Civil</i> | 924 | 699 | 671 | 761 | 898 | 908 | 827 | 811 |
| | <i>Small Claims</i> | 202 | 125 | 127 | 138 | 149 | 103 | 81 | 132 |
| <i>Felony</i> | <i>Total Felony</i> | 1,586 | 1,765 | 1,729 | 1,366 | 2,171 | 2,570 | 1,885 | 1,868 |
| <i>Misdemeanors</i> | <i>Criminal Failure to Appear</i> | 1,488 | 1,423 | 1,659 | 1,353 | 2,072 | 2,029 | 1,908 | 1,704 |
| | <i>DUI</i> | 747 | 851 | 960 | 698 | 768 | 847 | 812 | 812 |
| | <i>Other Criminal Traffic</i> | 2,699 | 2,720 | 1,913 | 2,225 | 1,920 | 1,458 | 1,114 | 2,007 |
| | <i>Other Misdemeanors</i> | 7,566 | 7,160 | 7,243 | 6,385 | 6,253 | 6,507 | 6,664 | 6,826 |
| | <i>Serious Criminal Traffic</i> | 194 | 128 | 122 | 109 | 103 | 187 | 119 | 137 |
| <i>Non-Criminal</i> | <i>Civil Traffic</i> | 15,691 | 14,200 | 12,571 | 10,790 | 9,572 | 9,572 | 8,442 | 11,548 |
| | <i>Non-Parking</i> | 62 | 105 | 54 | 98 | 174 | 158 | 189 | 119 |
| | <i>Parking</i> | 0 | 0 | 0 | 0 | 0 | 0 | 0 | 0 |
| <i>Group Total</i> | | 31,983 | 30,075 | 27,999 | 24,820 | 25,005 | 25,189 | 22,760 | 26,831 |

NOTE: Figures may not correspond to previously published Data Reports due to corrected information received after publication.

Justice of the Peace Courts County Case Activity by Fiscal Year

NAVAJO COUNTY, TERMINATIONS

| | | TERMINATIONS | | | | | | | Average |
|---------------------|--|--------------|--------|--------|--------|--------|--------|--------|---------|
| | | Fiscal Year | | | | | | | |
| | | 2014 | 2015 | 2016 | 2017 | 2018 | 2019 | 2020 | |
| Case Category | Case Type | | | | | | | | |
| <i>Civil</i> | <i>Forcible Detainer / Eviction Action</i> | 301 | 416 | 343 | 347 | 324 | 212 | 1,050 | 428 |
| | <i>Injunctions Against Harassment</i> | 211 | 251 | 310 | 270 | 282 | 252 | 203 | 254 |
| | <i>Orders of Protection</i> | 369 | 418 | 426 | 428 | 433 | 371 | 347 | 399 |
| | <i>Other Civil</i> | 1,228 | 1,550 | 1,439 | 1,613 | 1,766 | 825 | 3,928 | 1,765 |
| | <i>Small Claims</i> | 438 | 478 | 549 | 426 | 313 | 110 | 2,652 | 708 |
| <i>Felony</i> | <i>Total Felony</i> | 2,554 | 2,619 | 4,121 | 4,285 | 3,027 | 3,403 | 23,341 | 6,193 |
| <i>Misdemeanors</i> | <i>Criminal Failure to Appear</i> | 1,068 | 1,120 | 1,259 | 1,249 | 1,476 | 1,859 | 1,166 | 1,314 |
| | <i>DUI</i> | 856 | 993 | 1,266 | 1,070 | 828 | 895 | 1,970 | 1,126 |
| | <i>Other Criminal Traffic</i> | 2,574 | 2,744 | 2,335 | 2,642 | 2,059 | 1,720 | 1,972 | 2,292 |
| | <i>Other Misdemeanors</i> | 8,781 | 8,671 | 10,300 | 10,155 | 7,435 | 7,853 | 17,859 | 10,151 |
| | <i>Serious Criminal Traffic</i> | 172 | 162 | 146 | 128 | 114 | 140 | 211 | 154 |
| <i>Non-Criminal</i> | <i>Civil Traffic</i> | 16,711 | 15,746 | 14,998 | 12,569 | 11,376 | 11,094 | 9,983 | 13,211 |
| | <i>Non-Parking</i> | 60 | 119 | 66 | 92 | 164 | 154 | 208 | 123 |
| | <i>Parking</i> | 1 | 0 | 0 | 0 | 0 | 0 | 0 | 0 |
| <i>Group Total</i> | | 35,324 | 35,287 | 37,558 | 35,274 | 29,597 | 28,888 | 64,890 | 38,118 |

NOTE: Figures may not correspond to previously published Data Reports due to corrected information received after publication.

Justice of the Peace Courts County Case Activity by Fiscal Year

PIMA COUNTY, FILINGS

| | | FILINGS | | | | | | | Average |
|---------------|-------------------------------------|-------------|---------|---------|---------|---------|---------|---------|---------|
| | | Fiscal Year | | | | | | | |
| | | 2014 | 2015 | 2016 | 2017 | 2018 | 2019 | 2020 | |
| Case Category | Case Type | | | | | | | | |
| Civil | Forcible Detainer / Eviction Action | 14,393 | 14,103 | 12,937 | 13,261 | 13,159 | 12,427 | 10,437 | 12,960 |
| | Injunctions Against Harassment | 574 | 590 | 624 | 520 | 635 | 758 | 639 | 621 |
| | Orders of Protection | 677 | 668 | 872 | 762 | 1,139 | 1,160 | 960 | 891 |
| | Other Civil | 15,644 | 15,785 | 16,945 | 17,395 | 21,238 | 21,547 | 19,708 | 18,324 |
| | Small Claims | 3,140 | 3,161 | 3,523 | 3,709 | 3,418 | 3,416 | 2,398 | 3,253 |
| Felony | Total Felony | 16,535 | 18,429 | 17,885 | 19,679 | 19,327 | 21,307 | 20,055 | 19,030 |
| Misdemeanors | Criminal Failure to Appear | 2,432 | 2,017 | 2,522 | 2,761 | 2,493 | 1,110 | 674 | 2,001 |
| | DUI | 3,641 | 3,984 | 4,144 | 4,164 | 3,879 | 3,734 | 2,803 | 3,764 |
| | Other Criminal Traffic | 5,884 | 5,813 | 4,829 | 3,960 | 3,871 | 2,981 | 2,107 | 4,207 |
| | Other Misdemeanors | 16,327 | 17,514 | 13,941 | 13,962 | 11,576 | 10,558 | 9,147 | 13,289 |
| | Serious Criminal Traffic | 437 | 342 | 320 | 341 | 341 | 282 | 360 | 346 |
| Non-Criminal | Civil Traffic | 69,411 | 43,977 | 46,755 | 49,407 | 50,457 | 44,542 | 40,037 | 49,227 |
| | Non-Parking | 197 | 9 | 14 | 81 | 49 | 78 | 202 | 90 |
| | Parking | 256 | 317 | 91 | 109 | 443 | 633 | 549 | 342 |
| Group Total | | 149,548 | 126,709 | 125,402 | 130,111 | 132,025 | 124,533 | 110,076 | 128,345 |

NOTE: Figures may not correspond to previously published Data Reports due to corrected information received after publication.

Justice of the Peace Courts County Case Activity by Fiscal Year

PIMA COUNTY, TERMINATIONS

| | | TERMINATIONS | | | | | | | Average |
|---------------|-------------------------------------|--------------|---------|---------|---------|---------|---------|---------|---------|
| | | Fiscal Year | | | | | | | |
| | | 2014 | 2015 | 2016 | 2017 | 2018 | 2019 | 2020 | |
| Case Category | Case Type | | | | | | | | |
| Civil | Forcible Detainer / Eviction Action | 14,260 | 14,275 | 13,098 | 13,297 | 13,144 | 12,564 | 10,565 | 13,029 |
| | Injunctions Against Harassment | 565 | 511 | 616 | 529 | 647 | 764 | 644 | 611 |
| | Orders of Protection | 669 | 625 | 864 | 881 | 1,165 | 1,174 | 967 | 906 |
| | Other Civil | 13,944 | 16,542 | 17,463 | 16,545 | 19,881 | 22,599 | 20,461 | 18,206 |
| | Small Claims | 2,869 | 3,627 | 3,759 | 3,562 | 3,892 | 3,327 | 2,774 | 3,401 |
| Felony | Total Felony | 15,650 | 12,185 | 17,397 | 19,249 | 18,234 | 20,101 | 19,901 | 17,531 |
| Misdemeanors | Criminal Failure to Appear | 2,731 | 2,278 | 4,703 | 2,444 | 3,274 | 2,750 | 1,211 | 2,770 |
| | DUI | 3,738 | 3,746 | 4,063 | 3,898 | 4,157 | 3,721 | 2,437 | 3,681 |
| | Other Criminal Traffic | 5,875 | 5,619 | 7,093 | 3,484 | 4,115 | 3,942 | 1,568 | 4,527 |
| | Other Misdemeanors | 16,863 | 17,713 | 14,172 | 15,197 | 12,049 | 13,135 | 7,920 | 13,864 |
| | Serious Criminal Traffic | 475 | 315 | 343 | 420 | 441 | 379 | 298 | 381 |
| Non-Criminal | Civil Traffic | 72,195 | 50,662 | 46,813 | 50,862 | 54,473 | 45,120 | 35,282 | 50,773 |
| | Non-Parking | 237 | 11 | 13 | 91 | 59 | 101 | 199 | 101 |
| | Parking | 249 | 350 | 85 | 103 | 387 | 609 | 567 | 335 |
| Group Total | | 150,320 | 128,459 | 130,482 | 130,562 | 135,918 | 130,286 | 104,794 | 130,116 |

NOTE: Figures may not correspond to previously published Data Reports due to corrected information received after publication.

Justice of the Peace Courts County Case Activity by Fiscal Year

PINAL COUNTY, FILINGS

| | | FILINGS | | | | | | | Average |
|---------------|-------------------------------------|-------------|--------|--------|--------|--------|--------|--------|---------|
| | | Fiscal Year | | | | | | | |
| | | 2014 | 2015 | 2016 | 2017 | 2018 | 2019 | 2020 | |
| Case Category | Case Type | | | | | | | | |
| Civil | Forcible Detainer / Eviction Action | 2,517 | 2,391 | 2,166 | 2,239 | 2,157 | 1,982 | 1,751 | 2,171 |
| | Injunctions Against Harassment | 826 | 755 | 736 | 700 | 697 | 595 | 721 | 718 |
| | Orders of Protection | 1,138 | 1,103 | 1,247 | 1,174 | 1,134 | 996 | 985 | 1,110 |
| | Other Civil | 5,727 | 6,021 | 6,151 | 6,530 | 8,162 | 7,663 | 7,346 | 6,799 |
| | Small Claims | 650 | 743 | 739 | 828 | 632 | 605 | 601 | 686 |
| Felony | Total Felony | 998 | 1,193 | 1,305 | 1,131 | 1,222 | 1,135 | 1,086 | 1,152 |
| Misdemeanors | Criminal Failure to Appear | 3,807 | 2,913 | 2,881 | 1,930 | 1,483 | 2,232 | 1,381 | 2,376 |
| | DUI | 1,032 | 1,041 | 1,309 | 1,308 | 1,158 | 1,518 | 1,251 | 1,231 |
| | Other Criminal Traffic | 4,000 | 3,346 | 3,146 | 3,093 | 2,630 | 2,170 | 1,653 | 2,862 |
| | Other Misdemeanors | 4,291 | 5,255 | 4,965 | 5,092 | 4,553 | 4,238 | 4,131 | 4,645 |
| | Serious Criminal Traffic | 237 | 211 | 229 | 220 | 181 | 170 | 248 | 213 |
| Non-Criminal | Civil Traffic | 24,061 | 22,491 | 22,815 | 25,551 | 21,015 | 22,314 | 21,502 | 22,820 |
| | Non-Parking | 3 | 3 | 2 | 0 | 1 | 0 | 0 | 1 |
| | Parking | 0 | 0 | 0 | 0 | 0 | 0 | 0 | 0 |
| Group Total | | 49,287 | 47,466 | 47,691 | 49,796 | 45,025 | 45,618 | 42,656 | 46,784 |

NOTE: Figures may not correspond to previously published Data Reports due to corrected information received after publication.

Justice of the Peace Courts County Case Activity by Fiscal Year

PINAL COUNTY, TERMINATIONS

| | | TERMINATIONS | | | | | | | Average |
|---------------|-------------------------------------|--------------|--------|--------|--------|--------|--------|--------|---------|
| | | Fiscal Year | | | | | | | |
| | | 2014 | 2015 | 2016 | 2017 | 2018 | 2019 | 2020 | |
| Case Category | Case Type | | | | | | | | |
| Civil | Forcible Detainer / Eviction Action | 2,821 | 2,575 | 2,386 | 2,153 | 2,277 | 2,032 | 1,743 | 2,283 |
| | Injunctions Against Harassment | 748 | 683 | 677 | 678 | 690 | 595 | 721 | 683 |
| | Orders of Protection | 1,078 | 1,047 | 1,169 | 1,162 | 1,136 | 996 | 982 | 1,081 |
| | Other Civil | 6,308 | 5,009 | 6,974 | 5,630 | 8,045 | 7,567 | 5,778 | 6,475 |
| | Small Claims | 843 | 682 | 848 | 666 | 928 | 603 | 460 | 719 |
| Felony | Total Felony | 1,004 | 1,494 | 1,702 | 1,433 | 450 | 444 | 230 | 964 |
| Misdemeanors | Criminal Failure to Appear | 3,582 | 2,996 | 3,828 | 3,211 | 3,115 | 2,984 | 3,296 | 3,288 |
| | DUI | 1,039 | 1,111 | 1,707 | 1,679 | 1,288 | 1,293 | 1,122 | 1,319 |
| | Other Criminal Traffic | 4,157 | 3,432 | 3,613 | 3,053 | 2,781 | 2,560 | 2,601 | 3,171 |
| | Other Misdemeanors | 6,160 | 7,410 | 8,942 | 8,213 | 4,756 | 4,187 | 4,120 | 6,256 |
| | Serious Criminal Traffic | 238 | 189 | 268 | 258 | 191 | 170 | 212 | 217 |
| Non-Criminal | Civil Traffic | 26,166 | 24,446 | 27,586 | 27,521 | 22,338 | 22,862 | 22,918 | 24,833 |
| | Non-Parking | 0 | 5 | 1 | 2 | 16 | 1 | 0 | 3 |
| | Parking | 0 | 0 | 0 | 2 | 0 | 0 | 0 | 0 |
| Group Total | | 54,144 | 51,079 | 59,701 | 55,661 | 48,011 | 46,294 | 44,183 | 51,292 |

NOTE: Figures may not correspond to previously published Data Reports due to corrected information received after publication.

Justice of the Peace Courts County Case Activity by Fiscal Year

SANTA CRUZ COUNTY, FILINGS

| | | FILINGS | | | | | | | Average |
|---------------------|--|-------------|-------|--------|--------|--------|--------|--------|---------|
| | | Fiscal Year | | | | | | | |
| | | 2014 | 2015 | 2016 | 2017 | 2018 | 2019 | 2020 | |
| Case Category | Case Type | | | | | | | | |
| <i>Civil</i> | <i>Forcible Detainer / Eviction Action</i> | 282 | 247 | 312 | 294 | 244 | 261 | 205 | 264 |
| | <i>Injunctions Against Harassment</i> | 104 | 77 | 81 | 76 | 59 | 58 | 55 | 73 |
| | <i>Orders of Protection</i> | 116 | 100 | 99 | 108 | 72 | 58 | 59 | 88 |
| | <i>Other Civil</i> | 746 | 678 | 806 | 827 | 1,009 | 935 | 866 | 838 |
| | <i>Small Claims</i> | 120 | 133 | 117 | 129 | 97 | 95 | 79 | 110 |
| <i>Felony</i> | <i>Total Felony</i> | 746 | 783 | 882 | 787 | 1,083 | 893 | 558 | 819 |
| <i>Misdemeanors</i> | <i>Criminal Failure to Appear</i> | 234 | 199 | 219 | 234 | 241 | 118 | 262 | 215 |
| | <i>DUI</i> | 46 | 59 | 89 | 177 | 179 | 200 | 161 | 130 |
| | <i>Other Criminal Traffic</i> | 1,031 | 1,023 | 1,007 | 1,649 | 871 | 654 | 318 | 936 |
| | <i>Other Misdemeanors</i> | 696 | 650 | 527 | 561 | 557 | 509 | 586 | 584 |
| | <i>Serious Criminal Traffic</i> | 29 | 24 | 29 | 19 | 19 | 23 | 9 | 22 |
| <i>Non-Criminal</i> | <i>Civil Traffic</i> | 6,456 | 5,878 | 7,599 | 7,244 | 7,387 | 8,847 | 7,848 | 7,322 |
| | <i>Non-Parking</i> | 0 | 0 | 0 | 0 | 0 | 0 | 0 | 0 |
| | <i>Parking</i> | 0 | 0 | 0 | 0 | 0 | 0 | 0 | 0 |
| <i>Group Total</i> | | 10,606 | 9,851 | 11,767 | 12,105 | 11,818 | 12,651 | 11,006 | 11,401 |

NOTE: Figures may not correspond to previously published Data Reports due to corrected information received after publication.

Justice of the Peace Courts County Case Activity by Fiscal Year

SANTA CRUZ COUNTY, TERMINATIONS

| | | TERMINATIONS | | | | | | | Average |
|---------------|-------------------------------------|--------------|--------|--------|--------|--------|--------|--------|---------|
| | | Fiscal Year | | | | | | | |
| | | 2014 | 2015 | 2016 | 2017 | 2018 | 2019 | 2020 | |
| Case Category | Case Type | | | | | | | | |
| Civil | Forcible Detainer / Eviction Action | 282 | 254 | 312 | 295 | 240 | 257 | 203 | 263 |
| | Injunctions Against Harassment | 102 | 71 | 78 | 72 | 64 | 54 | 60 | 71 |
| | Orders of Protection | 113 | 96 | 92 | 93 | 77 | 59 | 56 | 83 |
| | Other Civil | 976 | 805 | 1,239 | 1,137 | 1,070 | 909 | 1,041 | 1,025 |
| | Small Claims | 197 | 121 | 157 | 181 | 133 | 84 | 103 | 140 |
| Felony | Total Felony | 811 | 997 | 997 | 1,079 | 1,240 | 1,345 | 675 | 1,020 |
| Misdemeanors | Criminal Failure to Appear | 296 | 191 | 194 | 218 | 245 | 192 | 200 | 219 |
| | DUI | 181 | 164 | 175 | 214 | 317 | 256 | 134 | 206 |
| | Other Criminal Traffic | 1,176 | 1,177 | 950 | 1,110 | 993 | 831 | 442 | 955 |
| | Other Misdemeanors | 1,191 | 1,087 | 1,040 | 1,322 | 1,293 | 955 | 699 | 1,084 |
| | Serious Criminal Traffic | 35 | 31 | 35 | 33 | 35 | 34 | 10 | 31 |
| Non-Criminal | Civil Traffic | 6,858 | 6,384 | 7,655 | 7,982 | 8,603 | 9,450 | 8,491 | 7,918 |
| | Non-Parking | 0 | 0 | 0 | 0 | 0 | 0 | 0 | 0 |
| | Parking | 0 | 0 | 0 | 0 | 0 | 0 | 0 | 0 |
| Group Total | | 12,218 | 11,378 | 12,924 | 13,736 | 14,310 | 14,426 | 12,114 | 13,015 |

NOTE: Figures may not correspond to previously published Data Reports due to corrected information received after publication.

Justice of the Peace Courts County Case Activity by Fiscal Year

YAVAPAI COUNTY, F I L I N G S

| | | F I L I N G S | | | | | | | Average |
|---------------------|--|---------------|--------|--------|--------|--------|--------|--------|---------|
| | | Fiscal Year | | | | | | | |
| | | 2014 | 2015 | 2016 | 2017 | 2018 | 2019 | 2020 | |
| Case Category | Case Type | | | | | | | | |
| <i>Civil</i> | <i>Forcible Detainer / Eviction Action</i> | 627 | 669 | 578 | 588 | 646 | 589 | 478 | 597 |
| | <i>Injunctions Against Harassment</i> | 291 | 331 | 321 | 356 | 328 | 303 | 302 | 319 |
| | <i>Orders of Protection</i> | 449 | 455 | 413 | 448 | 442 | 431 | 403 | 435 |
| | <i>Other Civil</i> | 2,377 | 2,089 | 2,227 | 2,504 | 3,124 | 2,806 | 2,814 | 2,563 |
| | <i>Small Claims</i> | 380 | 379 | 328 | 336 | 354 | 296 | 281 | 337 |
| <i>Felony</i> | <i>Total Felony</i> | 3,664 | 6,628 | 7,004 | 6,898 | 6,994 | 6,776 | 6,150 | 6,302 |
| <i>Misdemeanors</i> | <i>Criminal Failure to Appear</i> | 606 | 666 | 718 | 590 | 364 | 580 | 480 | 571 |
| | <i>DUI</i> | 1,053 | 1,112 | 1,081 | 993 | 870 | 759 | 766 | 948 |
| | <i>Other Criminal Traffic</i> | 3,391 | 3,280 | 3,575 | 3,804 | 3,842 | 2,512 | 1,813 | 3,175 |
| | <i>Other Misdemeanors</i> | 5,043 | 5,254 | 4,172 | 3,993 | 4,803 | 4,072 | 4,210 | 4,507 |
| | <i>Serious Criminal Traffic</i> | 176 | 190 | 220 | 251 | 278 | 222 | 192 | 218 |
| <i>Non-Criminal</i> | <i>Civil Traffic</i> | 19,061 | 18,668 | 15,645 | 15,811 | 18,266 | 18,259 | 14,492 | 17,172 |
| | <i>Non-Parking</i> | 0 | 0 | 0 | 0 | 0 | 9 | 7 | 2 |
| | <i>Parking</i> | 0 | 0 | 0 | 0 | 0 | 0 | 0 | 0 |
| <i>Group Total</i> | | 37,118 | 39,721 | 36,282 | 36,572 | 40,311 | 37,614 | 32,388 | 37,146 |

NOTE: Figures may not correspond to previously published Data Reports due to corrected information received after publication.

Justice of the Peace Courts County Case Activity by Fiscal Year

YAVAPAI COUNTY, TERMINATIONS

| | | TERMINATIONS | | | | | | | Average |
|---------------|-------------------------------------|--------------|--------|--------|--------|--------|--------|--------|---------|
| | | Fiscal Year | | | | | | | |
| | | 2014 | 2015 | 2016 | 2017 | 2018 | 2019 | 2020 | |
| Case Category | Case Type | | | | | | | | |
| Civil | Forcible Detainer / Eviction Action | 676 | 651 | 561 | 559 | 650 | 573 | 465 | 590 |
| | Injunctions Against Harassment | 269 | 303 | 303 | 338 | 311 | 280 | 262 | 295 |
| | Orders of Protection | 428 | 427 | 406 | 429 | 426 | 406 | 378 | 415 |
| | Other Civil | 2,222 | 2,264 | 1,697 | 1,886 | 2,837 | 2,993 | 2,821 | 2,388 |
| | Small Claims | 357 | 383 | 252 | 279 | 380 | 304 | 270 | 318 |
| Felony | Total Felony | 2,767 | 4,573 | 5,510 | 6,698 | 6,412 | 6,118 | 5,822 | 5,414 |
| Misdemeanors | Criminal Failure to Appear | 577 | 899 | 680 | 524 | 477 | 641 | 816 | 658 |
| | DUI | 862 | 865 | 979 | 983 | 965 | 748 | 791 | 885 |
| | Other Criminal Traffic | 3,391 | 3,695 | 3,417 | 3,743 | 3,593 | 2,820 | 2,513 | 3,309 |
| | Other Misdemeanors | 3,919 | 4,592 | 4,290 | 4,211 | 4,227 | 4,261 | 4,058 | 4,223 |
| | Serious Criminal Traffic | 174 | 190 | 207 | 240 | 271 | 233 | 183 | 214 |
| Non-Criminal | Civil Traffic | 20,577 | 19,950 | 17,686 | 16,986 | 19,586 | 19,099 | 15,053 | 18,421 |
| | Non-Parking | 0 | 0 | 0 | 0 | 0 | 8 | 8 | 2 |
| | Parking | 0 | 0 | 0 | 0 | 0 | 0 | 0 | 0 |
| Group Total | | 36,219 | 38,792 | 35,988 | 36,876 | 40,135 | 38,484 | 33,440 | 37,132 |

NOTE: Figures may not correspond to previously published Data Reports due to corrected information received after publication.

Justice of the Peace Courts County Case Activity by Fiscal Year

YUMA COUNTY, FILINGS

| | | FILINGS | | | | | | | Average |
|---------------|-------------------------------------|-------------|--------|--------|--------|--------|--------|--------|---------|
| | | Fiscal Year | | | | | | | |
| | | 2014 | 2015 | 2016 | 2017 | 2018 | 2019 | 2020 | |
| Case Category | Case Type | | | | | | | | |
| Civil | Forcible Detainer / Eviction Action | 700 | 659 | 680 | 638 | 649 | 658 | 484 | 638 |
| | Injunctions Against Harassment | 121 | 66 | 69 | 48 | 60 | 53 | 46 | 66 |
| | Orders of Protection | 164 | 115 | 111 | 61 | 61 | 62 | 70 | 92 |
| | Other Civil | 1,817 | 2,011 | 2,264 | 2,402 | 2,846 | 2,684 | 2,759 | 2,398 |
| | Small Claims | 438 | 401 | 326 | 421 | 403 | 302 | 260 | 364 |
| Felony | Total Felony | 2,359 | 2,933 | 2,550 | 2,268 | 2,994 | 2,783 | 2,618 | 2,644 |
| Misdemeanors | Criminal Failure to Appear | 499 | 375 | 372 | 314 | 266 | 266 | 130 | 317 |
| | DUI | 335 | 329 | 316 | 338 | 367 | 439 | 436 | 366 |
| | Other Criminal Traffic | 1,042 | 1,387 | 1,431 | 1,362 | 1,237 | 1,092 | 603 | 1,165 |
| | Other Misdemeanors | 2,993 | 2,271 | 1,829 | 1,972 | 2,165 | 2,337 | 1,789 | 2,194 |
| | Serious Criminal Traffic | 70 | 70 | 58 | 75 | 69 | 40 | 52 | 62 |
| Non-Criminal | Civil Traffic | 8,003 | 7,817 | 7,330 | 9,173 | 11,410 | 12,004 | 9,502 | 9,320 |
| | Non-Parking | 0 | 0 | 0 | 1 | 0 | 1 | 1 | 0 |
| | Parking | 0 | 0 | 0 | 0 | 0 | 0 | 0 | 0 |
| Group Total | | 18,541 | 18,434 | 17,336 | 19,073 | 22,527 | 22,721 | 18,750 | 19,626 |

NOTE: Figures may not correspond to previously published Data Reports due to corrected information received after publication.

Justice of the Peace Courts County Case Activity by Fiscal Year

YUMA COUNTY, TERMINATIONS

| | | TERMINATIONS | | | | | | | Average |
|---------------|-------------------------------------|--------------|--------|--------|--------|--------|--------|--------|---------|
| | | Fiscal Year | | | | | | | |
| | | 2014 | 2015 | 2016 | 2017 | 2018 | 2019 | 2020 | |
| Case Category | Case Type | | | | | | | | |
| Civil | Forcible Detainer / Eviction Action | 618 | 673 | 1,028 | 641 | 708 | 653 | 489 | 687 |
| | Injunctions Against Harassment | 120 | 59 | 66 | 46 | 58 | 53 | 45 | 64 |
| | Orders of Protection | 157 | 113 | 109 | 60 | 61 | 62 | 69 | 90 |
| | Other Civil | 725 | 1,187 | 2,426 | 2,560 | 4,028 | 3,001 | 3,422 | 2,478 |
| | Small Claims | 385 | 441 | 1,125 | 639 | 516 | 328 | 418 | 551 |
| Felony | Total Felony | 2,413 | 10,350 | 12,775 | 3,948 | 3,240 | 1,983 | 119 | 4,976 |
| Misdemeanors | Criminal Failure to Appear | 427 | 384 | 372 | 484 | 309 | 351 | 240 | 367 |
| | DUI | 403 | 500 | 619 | 464 | 421 | 398 | 348 | 450 |
| | Other Criminal Traffic | 1,042 | 1,384 | 1,587 | 1,399 | 1,267 | 1,186 | 644 | 1,216 |
| | Other Misdemeanors | 3,692 | 3,646 | 3,703 | 3,421 | 2,879 | 2,205 | 1,672 | 3,031 |
| | Serious Criminal Traffic | 60 | 81 | 94 | 99 | 97 | 51 | 37 | 74 |
| Non-Criminal | Civil Traffic | 8,728 | 8,829 | 8,779 | 10,419 | 12,968 | 12,463 | 9,460 | 10,235 |
| | Non-Parking | 0 | 0 | 0 | 1 | 0 | 2 | 1 | 0 |
| | Parking | 0 | 1 | 0 | 1 | 0 | 0 | 0 | 0 |
| Group Total | | 18,770 | 27,648 | 32,683 | 24,182 | 26,552 | 22,736 | 16,964 | 24,219 |

NOTE: Figures may not correspond to previously published Data Reports due to corrected information received after publication.

Justice of the Peace Courts Court Case Activity by Fiscal Year

APACHE COUNTY, PUERCO (SANDERS) JUSTICE COURT, F I L I N G S

| | | F I L I N G S | | | | | | | Average |
|---------------------|--|---------------|-------|-------|-------|-------|-------|-------|---------|
| | | Fiscal Year | | | | | | | |
| | | 2014 | 2015 | 2016 | 2017 | 2018 | 2019 | 2020 | |
| Case Category | Case Type | | | | | | | | |
| <i>Civil</i> | <i>Forcible Detainer / Eviction Action</i> | 4 | 1 | 0 | 1 | 1 | 2 | 0 | 1 |
| | <i>Injunctions Against Harassment</i> | 17 | 31 | 11 | 2 | 4 | 13 | 14 | 13 |
| | <i>Orders of Protection</i> | 66 | 70 | 53 | 70 | 78 | 61 | 59 | 65 |
| | <i>Other Civil</i> | 3 | 4 | 15 | 14 | 11 | 26 | 25 | 14 |
| | <i>Small Claims</i> | 5 | 4 | 8 | 3 | 4 | 6 | 4 | 5 |
| <i>Felony</i> | <i>Total Felony</i> | 333 | 345 | 372 | 837 | 442 | 250 | 167 | 392 |
| <i>Misdemeanors</i> | <i>Criminal Failure to Appear</i> | 69 | 101 | 43 | 66 | 79 | 64 | 34 | 65 |
| | <i>DUI</i> | 107 | 82 | 59 | 95 | 73 | 72 | 71 | 80 |
| | <i>Other Criminal Traffic</i> | 832 | 1,268 | 925 | 847 | 437 | 347 | 299 | 708 |
| | <i>Other Misdemeanors</i> | 236 | 393 | 103 | 164 | 98 | 114 | 139 | 178 |
| | <i>Serious Criminal Traffic</i> | 2 | 14 | 10 | 7 | 7 | 6 | 12 | 8 |
| <i>Non-Criminal</i> | <i>Civil Traffic</i> | 2,008 | 2,763 | 2,930 | 2,772 | 2,152 | 2,284 | 2,644 | 2,508 |
| | <i>Non-Parking</i> | 0 | 0 | 0 | 0 | 0 | 0 | 0 | 0 |
| | <i>Parking</i> | 0 | 0 | 0 | 0 | 0 | 0 | 0 | 0 |
| <i>Group Total</i> | | 3,682 | 5,076 | 4,529 | 4,878 | 3,386 | 3,245 | 3,468 | 4,037 |

NOTE: Figures may not correspond to previously published Data Reports due to corrected information received after publication.

Justice of the Peace Courts Court Case Activity by Fiscal Year

APACHE COUNTY, PUERCO (SANDERS) JUSTICE COURT, TERMINATIONS

| | | TERMINATIONS | | | | | | | Average |
|---------------------|--|--------------|-------|-------|-------|-------|-------|-------|---------|
| | | Fiscal Year | | | | | | | |
| | | 2014 | 2015 | 2016 | 2017 | 2018 | 2019 | 2020 | |
| Case Category | Case Type | | | | | | | | |
| <i>Civil</i> | <i>Forcible Detainer / Eviction Action</i> | 1 | 0 | 5 | 0 | 0 | 0 | 1 | 1 |
| | <i>Injunctions Against Harassment</i> | 16 | 28 | 9 | 2 | 4 | 13 | 11 | 12 |
| | <i>Orders of Protection</i> | 66 | 67 | 54 | 66 | 76 | 59 | 56 | 63 |
| | <i>Other Civil</i> | 0 | 1 | 17 | 2 | 0 | 0 | 43 | 9 |
| | <i>Small Claims</i> | 0 | 1 | 18 | 0 | 0 | 1 | 25 | 6 |
| <i>Felony</i> | <i>Total Felony</i> | 377 | 328 | 596 | 998 | 867 | 672 | 609 | 635 |
| <i>Misdemeanors</i> | <i>Criminal Failure to Appear</i> | 65 | 54 | 82 | 62 | 34 | 48 | 47 | 56 |
| | <i>DUI</i> | 85 | 80 | 102 | 44 | 99 | 52 | 67 | 76 |
| | <i>Other Criminal Traffic</i> | 822 | 1,172 | 1,132 | 848 | 663 | 565 | 432 | 805 |
| | <i>Other Misdemeanors</i> | 288 | 449 | 398 | 328 | 261 | 226 | 256 | 315 |
| | <i>Serious Criminal Traffic</i> | 4 | 10 | 15 | 10 | 7 | 5 | 9 | 9 |
| <i>Non-Criminal</i> | <i>Civil Traffic</i> | 2,265 | 2,814 | 3,734 | 3,408 | 2,927 | 2,591 | 2,922 | 2,952 |
| | <i>Non-Parking</i> | 0 | 0 | 0 | 0 | 0 | 0 | 0 | 0 |
| | <i>Parking</i> | 0 | 0 | 0 | 0 | 0 | 0 | 0 | 0 |
| <i>Group Total</i> | | 3,989 | 5,004 | 6,162 | 5,768 | 4,938 | 4,232 | 4,478 | 4,939 |

NOTE: Figures may not correspond to previously published Data Reports due to corrected information received after publication.

Justice of the Peace Courts Court Case Activity by Fiscal Year

APACHE COUNTY, ROUND VALLEY (SPRINGERVILLE) JUSTICE COURT, F I L I N G S

| | | F I L I N G S | | | | | | | Average |
|---------------------|--|---------------|-------|-------|-------|-------|-------|-------|---------|
| | | Fiscal Year | | | | | | | |
| | | 2014 | 2015 | 2016 | 2017 | 2018 | 2019 | 2020 | |
| Case Category | Case Type | | | | | | | | |
| <i>Civil</i> | <i>Forcible Detainer / Eviction Action</i> | 12 | 18 | 10 | 16 | 14 | 6 | 9 | 12 |
| | <i>Injunctions Against Harassment</i> | 21 | 28 | 19 | 52 | 28 | 34 | 39 | 32 |
| | <i>Orders of Protection</i> | 28 | 35 | 51 | 54 | 29 | 33 | 46 | 39 |
| | <i>Other Civil</i> | 43 | 64 | 51 | 66 | 51 | 47 | 57 | 54 |
| | <i>Small Claims</i> | 19 | 8 | 14 | 18 | 24 | 22 | 11 | 17 |
| <i>Felony</i> | <i>Total Felony</i> | 232 | 401 | 711 | 1,080 | 1,477 | 1,156 | 462 | 788 |
| <i>Misdemeanors</i> | <i>Criminal Failure to Appear</i> | 13 | 47 | 11 | 2 | 3 | 0 | 0 | 11 |
| | <i>DUI</i> | 17 | 67 | 59 | 55 | 39 | 44 | 41 | 46 |
| | <i>Other Criminal Traffic</i> | 109 | 204 | 140 | 138 | 122 | 103 | 85 | 129 |
| | <i>Other Misdemeanors</i> | 197 | 243 | 270 | 301 | 293 | 262 | 200 | 252 |
| | <i>Serious Criminal Traffic</i> | 10 | 7 | 6 | 7 | 3 | 2 | 2 | 5 |
| <i>Non-Criminal</i> | <i>Civil Traffic</i> | 2,311 | 3,940 | 3,488 | 2,991 | 2,351 | 2,195 | 1,632 | 2,701 |
| | <i>Non-Parking</i> | 0 | 0 | 0 | 0 | 0 | 0 | 0 | 0 |
| | <i>Parking</i> | 0 | 0 | 0 | 0 | 0 | 0 | 0 | 0 |
| <i>Group Total</i> | | 3,012 | 5,062 | 4,830 | 4,780 | 4,434 | 3,904 | 2,584 | 4,086 |

NOTE: Figures may not correspond to previously published Data Reports due to corrected information received after publication.

Justice of the Peace Courts Court Case Activity by Fiscal Year

APACHE COUNTY, ROUND VALLEY (SPRINGERVILLE) JUSTICE COURT, TERMINATIONS

| | | TERMINATIONS | | | | | | | Average |
|---------------------|--|--------------|-------|-------|-------|-------|-------|-------|---------|
| | | Fiscal Year | | | | | | | |
| | | 2014 | 2015 | 2016 | 2017 | 2018 | 2019 | 2020 | |
| Case Category | Case Type | | | | | | | | |
| <i>Civil</i> | <i>Forcible Detainer / Eviction Action</i> | 12 | 42 | 37 | 30 | 15 | 8 | 10 | 22 |
| | <i>Injunctions Against Harassment</i> | 22 | 27 | 18 | 51 | 28 | 34 | 34 | 31 |
| | <i>Orders of Protection</i> | 28 | 33 | 50 | 51 | 29 | 30 | 43 | 38 |
| | <i>Other Civil</i> | 41 | 110 | 131 | 62 | 70 | 67 | 60 | 77 |
| | <i>Small Claims</i> | 81 | 9 | 50 | 11 | 28 | 34 | 15 | 33 |
| <i>Felony</i> | <i>Total Felony</i> | 230 | 338 | 779 | 953 | 1,264 | 776 | 789 | 733 |
| <i>Misdemeanors</i> | <i>Criminal Failure to Appear</i> | 26 | 30 | 27 | 8 | 7 | 11 | 10 | 17 |
| | <i>DUI</i> | 23 | 52 | 82 | 76 | 42 | 38 | 58 | 53 |
| | <i>Other Criminal Traffic</i> | 105 | 188 | 147 | 136 | 110 | 87 | 96 | 124 |
| | <i>Other Misdemeanors</i> | 269 | 270 | 350 | 309 | 299 | 287 | 260 | 292 |
| | <i>Serious Criminal Traffic</i> | 6 | 8 | 9 | 6 | 4 | 5 | 1 | 6 |
| <i>Non-Criminal</i> | <i>Civil Traffic</i> | 2,253 | 3,699 | 3,461 | 3,246 | 2,485 | 2,282 | 1,905 | 2,762 |
| | <i>Non-Parking</i> | 0 | 0 | 0 | 0 | 0 | 0 | 0 | 0 |
| | <i>Parking</i> | 0 | 0 | 0 | 0 | 0 | 0 | 0 | 0 |
| <i>Group Total</i> | | 3,096 | 4,806 | 5,141 | 4,939 | 4,381 | 3,659 | 3,281 | 4,188 |

NOTE: Figures may not correspond to previously published Data Reports due to corrected information received after publication.

Justice of the Peace Courts Court Case Activity by Fiscal Year

APACHE COUNTY, ST. JOHNS JUSTICE COURT, F I L I N G S

| | | F I L I N G S | | | | | | | Average |
|---------------------|--|---------------|------|-------|-------|-------|-------|------|---------|
| | | Fiscal Year | | | | | | | |
| | | 2014 | 2015 | 2016 | 2017 | 2018 | 2019 | 2020 | |
| Case Category | Case Type | | | | | | | | |
| <i>Civil</i> | <i>Forcible Detainer / Eviction Action</i> | 12 | 8 | 7 | 7 | 7 | 4 | 14 | 8 |
| | <i>Injunctions Against Harassment</i> | 73 | 67 | 57 | 83 | 55 | 63 | 42 | 63 |
| | <i>Orders of Protection</i> | 59 | 69 | 51 | 49 | 39 | 41 | 35 | 49 |
| | <i>Other Civil</i> | 24 | 13 | 24 | 26 | 41 | 36 | 23 | 27 |
| | <i>Small Claims</i> | 15 | 15 | 10 | 13 | 11 | 6 | 9 | 11 |
| <i>Felony</i> | <i>Total Felony</i> | 231 | 144 | 686 | 681 | 554 | 469 | 305 | 439 |
| <i>Misdemeanors</i> | <i>Criminal Failure to Appear</i> | 6 | 0 | 0 | 0 | 0 | 7 | 8 | 3 |
| | <i>DUI</i> | 15 | 13 | 14 | 33 | 29 | 13 | 19 | 19 |
| | <i>Other Criminal Traffic</i> | 24 | 23 | 29 | 37 | 35 | 27 | 30 | 29 |
| | <i>Other Misdemeanors</i> | 107 | 92 | 189 | 177 | 265 | 221 | 190 | 177 |
| | <i>Serious Criminal Traffic</i> | 3 | 6 | 5 | 5 | 4 | 6 | 11 | 6 |
| <i>Non-Criminal</i> | <i>Civil Traffic</i> | 451 | 514 | 477 | 452 | 378 | 227 | 237 | 391 |
| | <i>Non-Parking</i> | 0 | 0 | 0 | 0 | 0 | 0 | 0 | 0 |
| | <i>Parking</i> | 0 | 0 | 0 | 0 | 0 | 0 | 0 | 0 |
| <i>Group Total</i> | | 1,020 | 964 | 1,549 | 1,563 | 1,418 | 1,120 | 923 | 1,222 |

NOTE: Figures may not correspond to previously published Data Reports due to corrected information received after publication.

Justice of the Peace Courts Court Case Activity by Fiscal Year

APACHE COUNTY, ST. JOHNS JUSTICE COURT, T E R M I N A T I O N S

| | | T E R M I N A T I O N S | | | | | | | Average |
|---------------------|--|-------------------------|-------|-------|-------|-------|-------|-------|---------|
| | | Fiscal Year | | | | | | | |
| | | 2014 | 2015 | 2016 | 2017 | 2018 | 2019 | 2020 | |
| Case Category | Case Type | | | | | | | | |
| <i>Civil</i> | <i>Forcible Detainer / Eviction Action</i> | 12 | 7 | 6 | 6 | 6 | 5 | 99 | 20 |
| | <i>Injunctions Against Harassment</i> | 66 | 68 | 51 | 82 | 55 | 63 | 42 | 61 |
| | <i>Orders of Protection</i> | 60 | 69 | 50 | 49 | 39 | 41 | 34 | 49 |
| | <i>Other Civil</i> | 31 | 10 | 20 | 31 | 23 | 43 | 223 | 54 |
| | <i>Small Claims</i> | 19 | 8 | 14 | 7 | 9 | 10 | 514 | 83 |
| <i>Felony</i> | <i>Total Felony</i> | 207 | 239 | 766 | 674 | 443 | 521 | 5,042 | 1,127 |
| <i>Misdemeanors</i> | <i>Criminal Failure to Appear</i> | 14 | 0 | 3 | 0 | 0 | 17 | 11 | 6 |
| | <i>DUI</i> | 15 | 9 | 25 | 20 | 33 | 25 | 98 | 32 |
| | <i>Other Criminal Traffic</i> | 29 | 26 | 13 | 34 | 31 | 33 | 79 | 35 |
| | <i>Other Misdemeanors</i> | 133 | 111 | 249 | 210 | 207 | 244 | 1,446 | 371 |
| | <i>Serious Criminal Traffic</i> | 5 | 6 | 9 | 4 | 5 | 7 | 29 | 9 |
| <i>Non-Criminal</i> | <i>Civil Traffic</i> | 453 | 536 | 480 | 490 | 414 | 298 | 276 | 421 |
| | <i>Non-Parking</i> | 0 | 0 | 0 | 0 | 0 | 1 | 0 | 0 |
| | <i>Parking</i> | 0 | 0 | 0 | 0 | 0 | 0 | 0 | 0 |
| <i>Group Total</i> | | 1,044 | 1,089 | 1,686 | 1,607 | 1,265 | 1,308 | 7,893 | 2,268 |

NOTE: Figures may not correspond to previously published Data Reports due to corrected information received after publication.

Justice of the Peace Courts Court Case Activity by Fiscal Year

APACHE COUNTY, TEEC NOS POS (CHINLE) JUSTICE COURT, F I L I N G S

| | | F I L I N G S | | | | | | | Average |
|---------------------|--|---------------|------|------|------|------|------|------|---------|
| | | Fiscal Year | | | | | | | |
| | | 2014 | 2015 | 2016 | 2017 | 2018 | 2019 | 2020 | |
| Case Category | Case Type | | | | | | | | |
| <i>Civil</i> | <i>Forcible Detainer / Eviction Action</i> | 0 | 0 | 0 | 0 | 0 | 0 | 0 | 0 |
| | <i>Injunctions Against Harassment</i> | 0 | 0 | 0 | 0 | 1 | 0 | 0 | 0 |
| | <i>Orders of Protection</i> | 2 | 6 | 7 | 4 | 6 | 4 | 5 | 5 |
| | <i>Other Civil</i> | 8 | 15 | 8 | 22 | 7 | 10 | 23 | 13 |
| | <i>Small Claims</i> | 2 | 0 | 0 | 0 | 1 | 1 | 0 | 1 |
| <i>Felony</i> | <i>Total Felony</i> | 12 | 39 | 22 | 75 | 36 | 18 | 35 | 34 |
| <i>Misdemeanors</i> | <i>Criminal Failure to Appear</i> | 0 | 4 | 1 | 3 | 0 | 3 | 2 | 2 |
| | <i>DUI</i> | 0 | 5 | 1 | 2 | 6 | 0 | 1 | 2 |
| | <i>Other Criminal Traffic</i> | 12 | 26 | 32 | 32 | 18 | 9 | 7 | 19 |
| | <i>Other Misdemeanors</i> | 3 | 6 | 3 | 4 | 7 | 7 | 0 | 4 |
| | <i>Serious Criminal Traffic</i> | 0 | 2 | 0 | 0 | 0 | 0 | 1 | 0 |
| <i>Non-Criminal</i> | <i>Civil Traffic</i> | 700 | 556 | 696 | 665 | 662 | 619 | 436 | 619 |
| | <i>Non-Parking</i> | 0 | 0 | 0 | 0 | 0 | 0 | 0 | 0 |
| | <i>Parking</i> | 0 | 0 | 0 | 0 | 0 | 0 | 0 | 0 |
| <i>Group Total</i> | | 739 | 659 | 770 | 807 | 744 | 671 | 510 | 699 |

NOTE: Figures may not correspond to previously published Data Reports due to corrected information received after publication.

Justice of the Peace Courts Court Case Activity by Fiscal Year

APACHE COUNTY, TEEC NOS POS (CHINLE) JUSTICE COURT, TERMINATIONS

| | | TERMINATIONS | | | | | | | Average |
|---------------|-------------------------------------|--------------|------|------|------|------|------|------|---------|
| | | Fiscal Year | | | | | | | |
| | | 2014 | 2015 | 2016 | 2017 | 2018 | 2019 | 2020 | |
| Case Category | Case Type | | | | | | | | |
| Civil | Forcible Detainer / Eviction Action | 0 | 0 | 0 | 0 | 0 | 0 | 1 | 0 |
| | Injunctions Against Harassment | 0 | 0 | 0 | 0 | 1 | 0 | 0 | 0 |
| | Orders of Protection | 2 | 0 | 7 | 4 | 6 | 8 | 5 | 5 |
| | Other Civil | 26 | 11 | 2 | 1 | 3 | 0 | 44 | 12 |
| | Small Claims | 0 | 1 | 0 | 0 | 1 | 0 | 4 | 1 |
| Felony | Total Felony | 11 | 24 | 9 | 35 | 50 | 17 | 290 | 62 |
| Misdemeanors | Criminal Failure to Appear | 0 | 3 | 3 | 3 | 1 | 2 | 0 | 2 |
| | DUI | 4 | 7 | 1 | 2 | 1 | 2 | 19 | 5 |
| | Other Criminal Traffic | 25 | 23 | 34 | 37 | 17 | 17 | 9 | 23 |
| | Other Misdemeanors | 10 | 9 | 7 | 7 | 13 | 6 | 22 | 11 |
| | Serious Criminal Traffic | 0 | 0 | 0 | 0 | 0 | 1 | 3 | 1 |
| Non-Criminal | Civil Traffic | 804 | 634 | 763 | 767 | 748 | 654 | 530 | 700 |
| | Non-Parking | 0 | 0 | 0 | 0 | 0 | 0 | 0 | 0 |
| | Parking | 0 | 0 | 0 | 0 | 0 | 0 | 0 | 0 |
| Group Total | | 882 | 712 | 826 | 856 | 841 | 707 | 927 | 822 |

NOTE: Figures may not correspond to previously published Data Reports due to corrected information received after publication.

Justice of the Peace Courts Court Case Activity by Fiscal Year

COCHISE COUNTY, BENSON(#3) JUSTICE COURT, F I L I N G S

| | | F I L I N G S | | | | | | | Average |
|---------------------|--|---------------|-------|-------|-------|-------|-------|-------|---------|
| | | Fiscal Year | | | | | | | |
| | | 2014 | 2015 | 2016 | 2017 | 2018 | 2019 | 2020 | |
| Case Category | Case Type | | | | | | | | |
| <i>Civil</i> | <i>Forcible Detainer / Eviction Action</i> | 30 | 21 | 17 | 23 | 37 | 37 | 32 | 28 |
| | <i>Injunctions Against Harassment</i> | 108 | 86 | 94 | 102 | 84 | 92 | 65 | 90 |
| | <i>Orders of Protection</i> | 98 | 87 | 106 | 112 | 74 | 81 | 63 | 89 |
| | <i>Other Civil</i> | 169 | 160 | 152 | 176 | 223 | 177 | 178 | 176 |
| | <i>Small Claims</i> | 18 | 10 | 6 | 13 | 18 | 12 | 15 | 13 |
| <i>Felony</i> | <i>Total Felony</i> | 266 | 435 | 557 | 685 | 589 | 516 | 156 | 458 |
| <i>Misdemeanors</i> | <i>Criminal Failure to Appear</i> | 269 | 302 | 301 | 311 | 249 | 250 | 199 | 269 |
| | <i>DUI</i> | 121 | 130 | 90 | 100 | 79 | 79 | 89 | 98 |
| | <i>Other Criminal Traffic</i> | 604 | 612 | 625 | 634 | 442 | 365 | 164 | 492 |
| | <i>Other Misdemeanors</i> | 553 | 475 | 465 | 604 | 502 | 574 | 507 | 526 |
| | <i>Serious Criminal Traffic</i> | 32 | 17 | 10 | 9 | 10 | 27 | 13 | 17 |
| <i>Non-Criminal</i> | <i>Civil Traffic</i> | 2,750 | 3,514 | 4,477 | 5,010 | 3,740 | 3,737 | 3,287 | 3,788 |
| | <i>Non-Parking</i> | 4 | 0 | 0 | 4 | 19 | 10 | 24 | 9 |
| | <i>Parking</i> | 0 | 0 | 0 | 0 | 0 | 0 | 0 | 0 |
| <i>Group Total</i> | | 5,022 | 5,849 | 6,900 | 7,783 | 6,066 | 5,957 | 4,792 | 6,053 |

NOTE: Figures may not correspond to previously published Data Reports due to corrected information received after publication.

Justice of the Peace Courts Court Case Activity by Fiscal Year

COCHISE COUNTY, BENSON(#3) JUSTICE COURT, TERMINATIONS

| | | TERMINATIONS | | | | | | | Average |
|---------------------|--|--------------|-------|-------|-------|-------|-------|-------|---------|
| | | Fiscal Year | | | | | | | |
| | | 2014 | 2015 | 2016 | 2017 | 2018 | 2019 | 2020 | |
| Case Category | Case Type | | | | | | | | |
| <i>Civil</i> | <i>Forcible Detainer / Eviction Action</i> | 31 | 21 | 16 | 23 | 36 | 36 | 31 | 28 |
| | <i>Injunctions Against Harassment</i> | 108 | 79 | 80 | 73 | 69 | 84 | 60 | 79 |
| | <i>Orders of Protection</i> | 96 | 84 | 95 | 99 | 66 | 77 | 60 | 82 |
| | <i>Other Civil</i> | 193 | 169 | 218 | 207 | 200 | 196 | 129 | 188 |
| | <i>Small Claims</i> | 14 | 17 | 11 | 11 | 14 | 18 | 6 | 13 |
| <i>Felony</i> | <i>Total Felony</i> | 251 | 431 | 576 | 563 | 503 | 316 | 145 | 398 |
| <i>Misdemeanors</i> | <i>Criminal Failure to Appear</i> | 261 | 296 | 260 | 258 | 219 | 234 | 193 | 246 |
| | <i>DUI</i> | 112 | 143 | 95 | 88 | 66 | 79 | 73 | 94 |
| | <i>Other Criminal Traffic</i> | 616 | 672 | 620 | 599 | 447 | 330 | 183 | 495 |
| | <i>Other Misdemeanors</i> | 576 | 694 | 657 | 675 | 625 | 659 | 488 | 625 |
| | <i>Serious Criminal Traffic</i> | 33 | 25 | 14 | 17 | 17 | 23 | 19 | 21 |
| <i>Non-Criminal</i> | <i>Civil Traffic</i> | 3,009 | 4,215 | 5,176 | 5,710 | 4,394 | 4,303 | 3,666 | 4,353 |
| | <i>Non-Parking</i> | 4 | 2 | 0 | 3 | 6 | 16 | 31 | 9 |
| | <i>Parking</i> | 0 | 0 | 0 | 0 | 0 | 0 | 0 | 0 |
| <i>Group Total</i> | | 5,304 | 6,848 | 7,818 | 8,326 | 6,662 | 6,371 | 5,084 | 6,631 |

NOTE: Figures may not correspond to previously published Data Reports due to corrected information received after publication.

Justice of the Peace Courts Court Case Activity by Fiscal Year

COCHISE COUNTY, BISBEE(#1) JUSTICE COURT, FILINGS

| | | FILINGS | | | | | | | Average |
|---------------------|--|-------------|-------|-------|-------|-------|-------|-------|---------|
| | | Fiscal Year | | | | | | | |
| | | 2014 | 2015 | 2016 | 2017 | 2018 | 2019 | 2020 | |
| Case Category | Case Type | | | | | | | | |
| <i>Civil</i> | <i>Forcible Detainer / Eviction Action</i> | 25 | 21 | 20 | 26 | 16 | 19 | 24 | 22 |
| | <i>Injunctions Against Harassment</i> | 70 | 60 | 53 | 45 | 64 | 43 | 36 | 53 |
| | <i>Orders of Protection</i> | 46 | 37 | 46 | 25 | 39 | 32 | 24 | 36 |
| | <i>Other Civil</i> | 100 | 175 | 178 | 154 | 126 | 125 | 132 | 142 |
| | <i>Small Claims</i> | 15 | 26 | 17 | 18 | 15 | 10 | 8 | 16 |
| <i>Felony</i> | <i>Total Felony</i> | 101 | 244 | 300 | 428 | 421 | 473 | 355 | 332 |
| <i>Misdemeanors</i> | <i>Criminal Failure to Appear</i> | 170 | 317 | 161 | 202 | 222 | 144 | 174 | 199 |
| | <i>DUI</i> | 125 | 123 | 89 | 58 | 92 | 106 | 106 | 100 |
| | <i>Other Criminal Traffic</i> | 205 | 225 | 187 | 259 | 223 | 161 | 85 | 192 |
| | <i>Other Misdemeanors</i> | 575 | 536 | 383 | 464 | 623 | 601 | 611 | 542 |
| | <i>Serious Criminal Traffic</i> | 14 | 18 | 3 | 16 | 15 | 14 | 20 | 14 |
| <i>Non-Criminal</i> | <i>Civil Traffic</i> | 2,637 | 2,390 | 2,343 | 2,317 | 1,778 | 2,023 | 1,467 | 2,136 |
| | <i>Non-Parking</i> | 2 | 0 | 0 | 0 | 7 | 2 | 2 | 2 |
| | <i>Parking</i> | 0 | 0 | 0 | 0 | 0 | 0 | 0 | 0 |
| <i>Group Total</i> | | 4,085 | 4,172 | 3,780 | 4,012 | 3,641 | 3,753 | 3,044 | 3,786 |

NOTE: Figures may not correspond to previously published Data Reports due to corrected information received after publication.

Justice of the Peace Courts Court Case Activity by Fiscal Year

COCHISE COUNTY, BISBEE(#1) JUSTICE COURT, TERMINATIONS

| | | TERMINATIONS | | | | | | | Average |
|---------------|-------------------------------------|--------------|-------|-------|-------|-------|-------|-------|---------|
| | | Fiscal Year | | | | | | | |
| | | 2014 | 2015 | 2016 | 2017 | 2018 | 2019 | 2020 | |
| Case Category | Case Type | | | | | | | | |
| Civil | Forcible Detainer / Eviction Action | 18 | 20 | 17 | 20 | 13 | 52 | 24 | 23 |
| | Injunctions Against Harassment | 66 | 58 | 54 | 39 | 63 | 41 | 36 | 51 |
| | Orders of Protection | 44 | 37 | 44 | 25 | 39 | 31 | 24 | 35 |
| | Other Civil | 63 | 90 | 187 | 107 | 168 | 128 | 128 | 124 |
| | Small Claims | 6 | 10 | 10 | 9 | 18 | 95 | 6 | 22 |
| Felony | Total Felony | 86 | 213 | 286 | 453 | 342 | 482 | 362 | 318 |
| Misdemeanors | Criminal Failure to Appear | 62 | 212 | 180 | 155 | 230 | 149 | 152 | 163 |
| | DUI | 97 | 159 | 111 | 61 | 84 | 106 | 99 | 102 |
| | Other Criminal Traffic | 153 | 239 | 194 | 247 | 217 | 216 | 101 | 195 |
| | Other Misdemeanors | 400 | 791 | 520 | 489 | 663 | 774 | 488 | 589 |
| | Serious Criminal Traffic | 19 | 22 | 21 | 19 | 26 | 24 | 18 | 21 |
| Non-Criminal | Civil Traffic | 3,545 | 2,510 | 2,789 | 4,192 | 1,810 | 2,367 | 1,622 | 2,691 |
| | Non-Parking | 3 | 0 | 0 | 0 | 5 | 4 | 0 | 2 |
| | Parking | 0 | 0 | 0 | 0 | 0 | 0 | 0 | 0 |
| Group Total | | 4,562 | 4,361 | 4,413 | 5,816 | 3,678 | 4,469 | 3,060 | 4,336 |

NOTE: Figures may not correspond to previously published Data Reports due to corrected information received after publication.

Justice of the Peace Courts Court Case Activity by Fiscal Year

COCHISE COUNTY, BOWIE(#6) JUSTICE COURT, F I L I N G S

| | | F I L I N G S | | | | | | | Average |
|---------------------|--|---------------|-------|-------|-------|-------|-------|-------|---------|
| | | Fiscal Year | | | | | | | |
| | | 2014 | 2015 | 2016 | 2017 | 2018 | 2019 | 2020 | |
| Case Category | Case Type | | | | | | | | |
| <i>Civil</i> | <i>Forcible Detainer / Eviction Action</i> | 1 | 0 | 0 | 0 | 3 | 1 | 0 | 1 |
| | <i>Injunctions Against Harassment</i> | 4 | 3 | 2 | 7 | 11 | 8 | 7 | 6 |
| | <i>Orders of Protection</i> | 5 | 6 | 5 | 5 | 4 | 4 | 6 | 5 |
| | <i>Other Civil</i> | 6 | 13 | 10 | 13 | 20 | 7 | 9 | 11 |
| | <i>Small Claims</i> | 1 | 0 | 1 | 2 | 2 | 1 | 1 | 1 |
| <i>Felony</i> | <i>Total Felony</i> | 20 | 45 | 67 | 68 | 111 | 88 | 55 | 65 |
| <i>Misdemeanors</i> | <i>Criminal Failure to Appear</i> | 154 | 208 | 156 | 186 | 98 | 121 | 118 | 149 |
| | <i>DUI</i> | 13 | 21 | 23 | 67 | 29 | 25 | 11 | 27 |
| | <i>Other Criminal Traffic</i> | 999 | 967 | 882 | 626 | 472 | 689 | 233 | 695 |
| | <i>Other Misdemeanors</i> | 43 | 139 | 120 | 131 | 157 | 234 | 193 | 145 |
| | <i>Serious Criminal Traffic</i> | 4 | 10 | 2 | 4 | 6 | 5 | 8 | 6 |
| <i>Non-Criminal</i> | <i>Civil Traffic</i> | 4,833 | 3,169 | 3,717 | 3,529 | 2,591 | 2,362 | 1,123 | 3,046 |
| | <i>Non-Parking</i> | 0 | 1 | 5 | 0 | 0 | 1 | 15 | 3 |
| | <i>Parking</i> | 0 | 0 | 0 | 0 | 0 | 0 | 0 | 0 |
| <i>Group Total</i> | | 6,083 | 4,582 | 4,990 | 4,638 | 3,504 | 3,546 | 1,779 | 4,160 |

NOTE: Figures may not correspond to previously published Data Reports due to corrected information received after publication.

Justice of the Peace Courts Court Case Activity by Fiscal Year

COCHISE COUNTY, BOWIE(#6) JUSTICE COURT, TERMINATIONS

| | | TERMINATIONS | | | | | | | Average |
|---------------------|--|--------------|-------|-------|-------|-------|-------|-------|---------|
| | | Fiscal Year | | | | | | | |
| | | 2014 | 2015 | 2016 | 2017 | 2018 | 2019 | 2020 | |
| Case Category | Case Type | | | | | | | | |
| <i>Civil</i> | <i>Forcible Detainer / Eviction Action</i> | 1 | 0 | 0 | 0 | 3 | 4 | 1 | 1 |
| | <i>Injunctions Against Harassment</i> | 4 | 3 | 2 | 7 | 10 | 8 | 7 | 6 |
| | <i>Orders of Protection</i> | 5 | 6 | 4 | 5 | 3 | 4 | 6 | 5 |
| | <i>Other Civil</i> | 3 | 4 | 10 | 10 | 11 | 2 | 4 | 7 |
| | <i>Small Claims</i> | 1 | 0 | 1 | 0 | 3 | 0 | 1 | 1 |
| <i>Felony</i> | <i>Total Felony</i> | 22 | 42 | 29 | 40 | 86 | 38 | 5 | 37 |
| <i>Misdemeanors</i> | <i>Criminal Failure to Appear</i> | 184 | 188 | 139 | 160 | 113 | 77 | 142 | 143 |
| | <i>DUI</i> | 12 | 12 | 16 | 32 | 36 | 19 | 25 | 22 |
| | <i>Other Criminal Traffic</i> | 1,011 | 1,091 | 775 | 763 | 548 | 608 | 433 | 747 |
| | <i>Other Misdemeanors</i> | 60 | 134 | 145 | 137 | 170 | 184 | 202 | 147 |
| | <i>Serious Criminal Traffic</i> | 5 | 7 | 10 | 3 | 4 | 14 | 10 | 8 |
| <i>Non-Criminal</i> | <i>Civil Traffic</i> | 5,537 | 3,729 | 4,120 | 4,339 | 3,157 | 2,700 | 1,356 | 3,563 |
| | <i>Non-Parking</i> | 0 | 1 | 4 | 0 | 0 | 1 | 9 | 2 |
| | <i>Parking</i> | 0 | 0 | 0 | 0 | 0 | 0 | 0 | 0 |
| <i>Group Total</i> | | 6,845 | 5,217 | 5,255 | 5,496 | 4,144 | 3,659 | 2,201 | 4,689 |

NOTE: Figures may not correspond to previously published Data Reports due to corrected information received after publication.

Justice of the Peace Courts Court Case Activity by Fiscal Year

COCHISE COUNTY, DOUGLAS(#2) JUSTICE COURT, F I L I N G S

| | | F I L I N G S | | | | | | | Average |
|---------------------|--|---------------|-------|-------|-------|-------|-------|-------|---------|
| | | Fiscal Year | | | | | | | |
| | | 2014 | 2015 | 2016 | 2017 | 2018 | 2019 | 2020 | |
| Case Category | Case Type | | | | | | | | |
| <i>Civil</i> | <i>Forcible Detainer / Eviction Action</i> | 37 | 28 | 21 | 26 | 30 | 23 | 28 | 28 |
| | <i>Injunctions Against Harassment</i> | 76 | 67 | 42 | 55 | 55 | 43 | 50 | 55 |
| | <i>Orders of Protection</i> | 86 | 85 | 83 | 94 | 98 | 75 | 83 | 86 |
| | <i>Other Civil</i> | 306 | 333 | 328 | 354 | 448 | 383 | 379 | 361 |
| | <i>Small Claims</i> | 70 | 59 | 60 | 55 | 60 | 61 | 53 | 60 |
| <i>Felony</i> | <i>Total Felony</i> | 487 | 712 | 464 | 583 | 820 | 523 | 462 | 579 |
| <i>Misdemeanors</i> | <i>Criminal Failure to Appear</i> | 387 | 317 | 353 | 305 | 353 | 317 | 223 | 322 |
| | <i>DUI</i> | 152 | 151 | 124 | 111 | 103 | 78 | 85 | 115 |
| | <i>Other Criminal Traffic</i> | 731 | 575 | 472 | 498 | 494 | 286 | 94 | 450 |
| | <i>Other Misdemeanors</i> | 1,085 | 1,103 | 932 | 1,107 | 1,065 | 952 | 702 | 992 |
| | <i>Serious Criminal Traffic</i> | 435 | 395 | 341 | 371 | 323 | 167 | 16 | 293 |
| <i>Non-Criminal</i> | <i>Civil Traffic</i> | 2,137 | 2,282 | 1,899 | 3,705 | 5,410 | 4,273 | 2,960 | 3,238 |
| | <i>Non-Parking</i> | 7 | 7 | 7 | 1 | 13 | 1 | 2 | 5 |
| | <i>Parking</i> | 0 | 0 | 0 | 0 | 0 | 0 | 0 | 0 |
| <i>Group Total</i> | | 5,996 | 6,114 | 5,126 | 7,265 | 9,272 | 7,182 | 5,137 | 6,584 |

NOTE: Figures may not correspond to previously published Data Reports due to corrected information received after publication.

Justice of the Peace Courts Court Case Activity by Fiscal Year

COCHISE COUNTY, DOUGLAS(#2) JUSTICE COURT, TERMINATIONS

| | | TERMINATIONS | | | | | | | Average |
|---------------|-------------------------------------|--------------|-------|-------|-------|-------|-------|-------|---------|
| | | Fiscal Year | | | | | | | |
| | | 2014 | 2015 | 2016 | 2017 | 2018 | 2019 | 2020 | |
| Case Category | Case Type | | | | | | | | |
| Civil | Forcible Detainer / Eviction Action | 36 | 30 | 21 | 26 | 28 | 40 | 30 | 30 |
| | Injunctions Against Harassment | 72 | 64 | 35 | 54 | 54 | 43 | 51 | 53 |
| | Orders of Protection | 82 | 75 | 76 | 93 | 96 | 75 | 84 | 83 |
| | Other Civil | 312 | 255 | 370 | 341 | 432 | 424 | 348 | 354 |
| | Small Claims | 93 | 65 | 61 | 54 | 59 | 60 | 57 | 64 |
| Felony | Total Felony | 389 | 648 | 545 | 510 | 598 | 630 | 25 | 478 |
| Misdemeanors | Criminal Failure to Appear | 398 | 328 | 373 | 467 | 379 | 331 | 401 | 382 |
| | DUI | 177 | 182 | 144 | 141 | 120 | 98 | 88 | 136 |
| | Other Criminal Traffic | 629 | 653 | 476 | 511 | 506 | 408 | 338 | 503 |
| | Other Misdemeanors | 1,349 | 1,346 | 1,246 | 1,477 | 1,204 | 1,312 | 734 | 1,238 |
| | Serious Criminal Traffic | 476 | 450 | 379 | 395 | 340 | 254 | 27 | 332 |
| Non-Criminal | Civil Traffic | 2,432 | 2,543 | 2,024 | 3,664 | 5,620 | 5,206 | 3,052 | 3,506 |
| | Non-Parking | 15 | 7 | 7 | 2 | 13 | 6 | 2 | 7 |
| | Parking | 0 | 0 | 0 | 0 | 0 | 0 | 0 | 0 |
| Group Total | | 6,460 | 6,646 | 5,757 | 7,735 | 9,449 | 8,887 | 5,237 | 7,166 |

NOTE: Figures may not correspond to previously published Data Reports due to corrected information received after publication.

Justice of the Peace Courts Court Case Activity by Fiscal Year

COCHISE COUNTY, SIERRA VISTA(#5) JUSTICE COURT, F I L I N G S

| | | F I L I N G S | | | | | | | Average |
|---------------------|--|---------------|--------|--------|--------|--------|--------|--------|---------|
| | | Fiscal Year | | | | | | | |
| | | 2014 | 2015 | 2016 | 2017 | 2018 | 2019 | 2020 | |
| Case Category | Case Type | | | | | | | | |
| <i>Civil</i> | <i>Forcible Detainer / Eviction Action</i> | 309 | 263 | 324 | 287 | 298 | 271 | 212 | 281 |
| | <i>Injunctions Against Harassment</i> | 200 | 244 | 210 | 198 | 192 | 236 | 127 | 201 |
| | <i>Orders of Protection</i> | 167 | 184 | 204 | 169 | 165 | 206 | 174 | 181 |
| | <i>Other Civil</i> | 733 | 710 | 687 | 911 | 1,105 | 977 | 847 | 853 |
| | <i>Small Claims</i> | 88 | 98 | 106 | 101 | 64 | 49 | 45 | 79 |
| <i>Felony</i> | <i>Total Felony</i> | 987 | 1,928 | 3,094 | 2,578 | 2,265 | 2,014 | 1,333 | 2,028 |
| <i>Misdemeanors</i> | <i>Criminal Failure to Appear</i> | 611 | 562 | 675 | 616 | 749 | 639 | 575 | 632 |
| | <i>DUI</i> | 605 | 646 | 487 | 334 | 398 | 574 | 565 | 516 |
| | <i>Other Criminal Traffic</i> | 486 | 450 | 450 | 489 | 502 | 435 | 304 | 445 |
| | <i>Other Misdemeanors</i> | 2,455 | 2,332 | 2,236 | 2,190 | 2,324 | 2,257 | 2,263 | 2,294 |
| | <i>Serious Criminal Traffic</i> | 91 | 82 | 76 | 61 | 53 | 84 | 78 | 75 |
| <i>Non-Criminal</i> | <i>Civil Traffic</i> | 10,582 | 6,647 | 4,845 | 6,338 | 6,484 | 5,462 | 4,798 | 6,451 |
| | <i>Non-Parking</i> | 19 | 20 | 15 | 24 | 32 | 17 | 15 | 20 |
| | <i>Parking</i> | 0 | 0 | 0 | 0 | 0 | 0 | 0 | 0 |
| <i>Group Total</i> | | 17,333 | 14,166 | 13,409 | 14,296 | 14,631 | 13,221 | 11,336 | 14,056 |

NOTE: Figures may not correspond to previously published Data Reports due to corrected information received after publication.

Justice of the Peace Courts Court Case Activity by Fiscal Year

COCHISE COUNTY, SIERRA VISTA(#5) JUSTICE COURT, TERMINATIONS

| | | TERMINATIONS | | | | | | | Average |
|---------------|-------------------------------------|--------------|--------|--------|--------|--------|--------|--------|---------|
| | | Fiscal Year | | | | | | | |
| | | 2014 | 2015 | 2016 | 2017 | 2018 | 2019 | 2020 | |
| Case Category | Case Type | | | | | | | | |
| Civil | Forcible Detainer / Eviction Action | 308 | 266 | 321 | 287 | 295 | 278 | 212 | 281 |
| | Injunctions Against Harassment | 185 | 211 | 163 | 171 | 161 | 213 | 132 | 177 |
| | Orders of Protection | 163 | 172 | 194 | 161 | 156 | 202 | 174 | 175 |
| | Other Civil | 610 | 761 | 791 | 732 | 1,018 | 904 | 839 | 808 |
| | Small Claims | 60 | 115 | 103 | 102 | 65 | 133 | 43 | 89 |
| Felony | Total Felony | 877 | 1,631 | 3,040 | 2,435 | 2,245 | 1,492 | 793 | 1,788 |
| Misdemeanors | Criminal Failure to Appear | 616 | 610 | 641 | 682 | 697 | 595 | 417 | 608 |
| | DUI | 602 | 596 | 576 | 354 | 324 | 397 | 356 | 458 |
| | Other Criminal Traffic | 487 | 481 | 458 | 453 | 368 | 362 | 291 | 414 |
| | Other Misdemeanors | 2,579 | 2,593 | 2,677 | 2,721 | 2,681 | 2,343 | 1,772 | 2,481 |
| | Serious Criminal Traffic | 117 | 81 | 96 | 88 | 76 | 158 | 65 | 97 |
| Non-Criminal | Civil Traffic | 11,346 | 9,007 | 6,067 | 7,271 | 7,327 | 6,106 | 5,155 | 7,468 |
| | Non-Parking | 10 | 29 | 18 | 21 | 33 | 25 | 18 | 22 |
| | Parking | 0 | 0 | 0 | 0 | 0 | 0 | 0 | 0 |
| Group Total | | 17,960 | 16,553 | 15,145 | 15,478 | 15,446 | 13,208 | 10,267 | 14,866 |

NOTE: Figures may not correspond to previously published Data Reports due to corrected information received after publication.

Justice of the Peace Courts Court Case Activity by Fiscal Year

COCHISE COUNTY, WILLCOX(#4) JUSTICE COURT, F I L I N G S

| | | F I L I N G S | | | | | | | Average |
|---------------------|--|---------------|-------|-------|-------|-------|-------|-------|---------|
| | | Fiscal Year | | | | | | | |
| | | 2014 | 2015 | 2016 | 2017 | 2018 | 2019 | 2020 | |
| Case Category | Case Type | | | | | | | | |
| <i>Civil</i> | <i>Forcible Detainer / Eviction Action</i> | 29 | 36 | 28 | 31 | 25 | 35 | 34 | 31 |
| | <i>Injunctions Against Harassment</i> | 73 | 62 | 53 | 51 | 73 | 41 | 35 | 55 |
| | <i>Orders of Protection</i> | 86 | 65 | 62 | 83 | 77 | 69 | 61 | 72 |
| | <i>Other Civil</i> | 90 | 112 | 115 | 161 | 174 | 150 | 119 | 132 |
| | <i>Small Claims</i> | 29 | 11 | 17 | 13 | 13 | 16 | 12 | 16 |
| <i>Felony</i> | <i>Total Felony</i> | 179 | 404 | 627 | 481 | 1,680 | 798 | 350 | 646 |
| <i>Misdemeanors</i> | <i>Criminal Failure to Appear</i> | 269 | 202 | 329 | 197 | 267 | 160 | 113 | 220 |
| | <i>DUI</i> | 87 | 120 | 113 | 95 | 120 | 103 | 84 | 103 |
| | <i>Other Criminal Traffic</i> | 391 | 402 | 419 | 347 | 389 | 296 | 222 | 352 |
| | <i>Other Misdemeanors</i> | 790 | 764 | 917 | 790 | 985 | 892 | 750 | 841 |
| | <i>Serious Criminal Traffic</i> | 25 | 32 | 29 | 35 | 34 | 39 | 23 | 31 |
| <i>Non-Criminal</i> | <i>Civil Traffic</i> | 2,484 | 2,614 | 3,568 | 2,500 | 3,856 | 3,479 | 3,483 | 3,141 |
| | <i>Non-Parking</i> | 2 | 6 | 12 | 0 | 7 | 2 | 34 | 9 |
| | <i>Parking</i> | 0 | 0 | 0 | 0 | 0 | 0 | 0 | 0 |
| <i>Group Total</i> | | 4,534 | 4,830 | 6,289 | 4,784 | 7,700 | 6,080 | 5,320 | 5,649 |

NOTE: Figures may not correspond to previously published Data Reports due to corrected information received after publication.

Justice of the Peace Courts Court Case Activity by Fiscal Year

COCHISE COUNTY, WILLCOX(#4) JUSTICE COURT, TERMINATIONS

| | | TERMINATIONS | | | | | | | Average |
|---------------------|--|--------------|-------|-------|-------|-------|-------|-------|---------|
| | | Fiscal Year | | | | | | | |
| | | 2014 | 2015 | 2016 | 2017 | 2018 | 2019 | 2020 | |
| Case Category | Case Type | | | | | | | | |
| <i>Civil</i> | <i>Forcible Detainer / Eviction Action</i> | 26 | 38 | 30 | 29 | 28 | 33 | 31 | 31 |
| | <i>Injunctions Against Harassment</i> | 71 | 62 | 52 | 45 | 66 | 39 | 34 | 53 |
| | <i>Orders of Protection</i> | 85 | 66 | 61 | 81 | 73 | 69 | 61 | 71 |
| | <i>Other Civil</i> | 90 | 98 | 126 | 113 | 160 | 158 | 118 | 123 |
| | <i>Small Claims</i> | 28 | 21 | 10 | 18 | 12 | 15 | 13 | 17 |
| <i>Felony</i> | <i>Total Felony</i> | 162 | 388 | 578 | 475 | 1,550 | 740 | 200 | 585 |
| <i>Misdemeanors</i> | <i>Criminal Failure to Appear</i> | 192 | 360 | 431 | 176 | 112 | 167 | 120 | 223 |
| | <i>DUI</i> | 91 | 89 | 128 | 70 | 73 | 72 | 73 | 85 |
| | <i>Other Criminal Traffic</i> | 382 | 512 | 506 | 323 | 239 | 268 | 237 | 352 |
| | <i>Other Misdemeanors</i> | 754 | 758 | 964 | 716 | 650 | 765 | 647 | 751 |
| | <i>Serious Criminal Traffic</i> | 33 | 24 | 33 | 39 | 23 | 36 | 27 | 31 |
| <i>Non-Criminal</i> | <i>Civil Traffic</i> | 2,659 | 2,759 | 3,907 | 2,552 | 3,287 | 4,233 | 3,616 | 3,288 |
| | <i>Non-Parking</i> | 3 | 5 | 13 | 0 | 1 | 15 | 32 | 10 |
| | <i>Parking</i> | 0 | 0 | 0 | 0 | 0 | 0 | 0 | 0 |
| <i>Group Total</i> | | 4,576 | 5,180 | 6,839 | 4,637 | 6,274 | 6,610 | 5,209 | 5,620 |

NOTE: Figures may not correspond to previously published Data Reports due to corrected information received after publication.

Justice of the Peace Courts Court Case Activity by Fiscal Year

COCONINO COUNTY, 343 JUSTICE COURT, F I L I N G S

| | | <i>F I L I N G S</i> | |
|----------------------|---------------------|----------------------|----------------|
| | | <i>Fiscal Year</i> | |
| | | <i>2020</i> | <i>Average</i> |
| <i>Case Category</i> | <i>Case Type</i> | | |
| <i>Felony</i> | <i>Total Felony</i> | 0 | 0 |
| <i>Group Total</i> | | 0 | 0 |

NOTE: Figures may not correspond to previously published Data Reports due to corrected information received after publication.

Justice of the Peace Courts Court Case Activity by Fiscal Year

COCONINO COUNTY, 343 JUSTICE COURT, TERMINATIONS

| | | <i>TERMINATIONS</i> | |
|----------------------|---------------------|---------------------|----------------|
| | | <i>Fiscal Year</i> | |
| | | <i>2020</i> | <i>Average</i> |
| <i>Case Category</i> | <i>Case Type</i> | | |
| <i>Felony</i> | <i>Total Felony</i> | 0 | 0 |
| <i>Group Total</i> | | 0 | 0 |

NOTE: Figures may not correspond to previously published Data Reports due to corrected information received after publication.

Justice of the Peace Courts Court Case Activity by Fiscal Year

COCONINO COUNTY, FLAGSTAFF JUSTICE COURT, F I L I N G S

| | | F I L I N G S | | | | | | | Average |
|---------------|-------------------------------------|---------------|--------|--------|--------|--------|--------|--------|---------|
| | | Fiscal Year | | | | | | | |
| | | 2014 | 2015 | 2016 | 2017 | 2018 | 2019 | 2020 | |
| Case Category | Case Type | | | | | | | | |
| Civil | Forcible Detainer / Eviction Action | 378 | 378 | 316 | 392 | 395 | 436 | 355 | 379 |
| | Injunctions Against Harassment | 136 | 152 | 133 | 174 | 175 | 166 | 130 | 152 |
| | Orders of Protection | 261 | 265 | 282 | 282 | 292 | 266 | 237 | 269 |
| | Other Civil | 1,017 | 996 | 1,054 | 1,117 | 1,250 | 1,222 | 1,131 | 1,112 |
| | Small Claims | 110 | 128 | 115 | 106 | 127 | 160 | 96 | 120 |
| Felony | Total Felony | 872 | 1,472 | 1,459 | 1,443 | 1,108 | 2,044 | 1,729 | 1,447 |
| Misdemeanors | Criminal Failure to Appear | 177 | 216 | 128 | 60 | 80 | 137 | 501 | 186 |
| | DUI | 407 | 568 | 584 | 686 | 661 | 726 | 601 | 605 |
| | Other Criminal Traffic | 1,602 | 1,505 | 1,640 | 1,537 | 1,446 | 1,284 | 1,047 | 1,437 |
| | Other Misdemeanors | 1,770 | 1,740 | 2,048 | 2,573 | 2,312 | 2,618 | 2,284 | 2,192 |
| | Serious Criminal Traffic | 69 | 36 | 63 | 57 | 76 | 96 | 73 | 67 |
| Non-Criminal | Civil Traffic | 9,320 | 8,386 | 9,207 | 7,802 | 8,949 | 9,824 | 8,061 | 8,793 |
| | Non-Parking | 0 | 0 | 0 | 0 | 1 | 0 | 0 | 0 |
| | Parking | 0 | 0 | 0 | 0 | 0 | 0 | 0 | 0 |
| Group Total | | 16,119 | 15,842 | 17,029 | 16,229 | 16,872 | 18,979 | 16,245 | 16,759 |

NOTE: Figures may not correspond to previously published Data Reports due to corrected information received after publication.

Justice of the Peace Courts Court Case Activity by Fiscal Year

COCONINO COUNTY, FLAGSTAFF JUSTICE COURT, TERMINATIONS

| | | TERMINATIONS | | | | | | | Average |
|---------------|-------------------------------------|--------------|--------|--------|--------|--------|--------|--------|---------|
| | | Fiscal Year | | | | | | | |
| | | 2014 | 2015 | 2016 | 2017 | 2018 | 2019 | 2020 | |
| Case Category | Case Type | | | | | | | | |
| Civil | Forcible Detainer / Eviction Action | 378 | 914 | 1,039 | 408 | 415 | 436 | 344 | 562 |
| | Injunctions Against Harassment | 127 | 144 | 129 | 162 | 171 | 163 | 129 | 146 |
| | Orders of Protection | 229 | 245 | 263 | 265 | 278 | 263 | 238 | 254 |
| | Other Civil | 1,001 | 2,057 | 2,151 | 1,566 | 1,408 | 1,428 | 1,169 | 1,540 |
| | Small Claims | 151 | 381 | 530 | 197 | 128 | 156 | 123 | 238 |
| Felony | Total Felony | 1,193 | 1,868 | 1,753 | 1,752 | 1,781 | 1,592 | 1,868 | 1,687 |
| Misdemeanors | Criminal Failure to Appear | 241 | 248 | 315 | 313 | 245 | 403 | 440 | 315 |
| | DUI | 451 | 728 | 657 | 805 | 812 | 579 | 610 | 663 |
| | Other Criminal Traffic | 1,611 | 1,591 | 1,675 | 1,701 | 1,478 | 1,459 | 1,175 | 1,527 |
| | Other Misdemeanors | 2,102 | 2,696 | 2,915 | 3,621 | 3,407 | 2,368 | 2,268 | 2,768 |
| | Serious Criminal Traffic | 79 | 51 | 69 | 89 | 87 | 146 | 75 | 85 |
| Non-Criminal | Civil Traffic | 10,028 | 9,363 | 10,338 | 9,352 | 10,178 | 10,018 | 8,274 | 9,650 |
| | Non-Parking | 0 | 0 | 0 | 0 | 1 | 0 | 4 | 1 |
| | Parking | 0 | 0 | 0 | 0 | 0 | 0 | 0 | 0 |
| Group Total | | 17,591 | 20,286 | 21,834 | 20,231 | 20,389 | 19,011 | 16,717 | 19,436 |

NOTE: Figures may not correspond to previously published Data Reports due to corrected information received after publication.

Justice of the Peace Courts Court Case Activity by Fiscal Year

COCONINO COUNTY, FREDONIA JUSTICE COURT, F I L I N G S

| | | F I L I N G S | | | | | | | Average |
|---------------------|--|---------------|-------|-------|-------|-------|-------|------|---------|
| | | Fiscal Year | | | | | | | |
| | | 2014 | 2015 | 2016 | 2017 | 2018 | 2019 | 2020 | |
| Case Category | Case Type | | | | | | | | |
| <i>Civil</i> | <i>Forcible Detainer / Eviction Action</i> | 1 | 3 | 1 | 3 | 1 | 52 | 2 | 9 |
| | <i>Injunctions Against Harassment</i> | 8 | 11 | 4 | 9 | 7 | 8 | 0 | 7 |
| | <i>Orders of Protection</i> | 12 | 6 | 10 | 8 | 8 | 6 | 3 | 8 |
| | <i>Other Civil</i> | 9 | 8 | 10 | 11 | 8 | 10 | 3 | 9 |
| | <i>Small Claims</i> | 2 | 2 | 12 | 0 | 0 | 9 | 1 | 4 |
| <i>Felony</i> | <i>Total Felony</i> | 6 | 14 | 9 | 7 | 16 | 20 | 0 | 10 |
| <i>Misdemeanors</i> | <i>Criminal Failure to Appear</i> | 2 | 6 | 3 | 4 | 1 | 1 | 0 | 2 |
| | <i>DUI</i> | 7 | 9 | 1 | 5 | 0 | 6 | 0 | 4 |
| | <i>Other Criminal Traffic</i> | 61 | 46 | 79 | 115 | 94 | 79 | 48 | 75 |
| | <i>Other Misdemeanors</i> | 36 | 60 | 29 | 22 | 31 | 23 | 22 | 32 |
| | <i>Serious Criminal Traffic</i> | 0 | 0 | 4 | 6 | 1 | 0 | 2 | 2 |
| <i>Non-Criminal</i> | <i>Civil Traffic</i> | 1,539 | 1,662 | 1,703 | 1,608 | 1,329 | 1,199 | 879 | 1,417 |
| | <i>Non-Parking</i> | 0 | 1 | 0 | 0 | 0 | 0 | 0 | 0 |
| | <i>Parking</i> | 0 | 0 | 0 | 0 | 0 | 0 | 0 | 0 |
| <i>Group Total</i> | | 1,683 | 1,828 | 1,865 | 1,798 | 1,496 | 1,413 | 960 | 1,579 |

NOTE: Figures may not correspond to previously published Data Reports due to corrected information received after publication.

Justice of the Peace Courts Court Case Activity by Fiscal Year

COCONINO COUNTY, FREDONIA JUSTICE COURT, TERMINATIONS

| | | TERMINATIONS | | | | | | | Average |
|---------------|-------------------------------------|--------------|-------|-------|-------|-------|-------|------|---------|
| | | Fiscal Year | | | | | | | |
| | | 2014 | 2015 | 2016 | 2017 | 2018 | 2019 | 2020 | |
| Case Category | Case Type | | | | | | | | |
| Civil | Forcible Detainer / Eviction Action | 1 | 3 | 1 | 3 | 1 | 51 | 2 | 9 |
| | Injunctions Against Harassment | 8 | 13 | 4 | 9 | 7 | 8 | 0 | 7 |
| | Orders of Protection | 12 | 7 | 10 | 7 | 7 | 6 | 3 | 7 |
| | Other Civil | 8 | 5 | 8 | 5 | 3 | 9 | 5 | 6 |
| | Small Claims | 2 | 2 | 6 | 3 | 2 | 7 | 1 | 3 |
| Felony | Total Felony | 6 | 13 | 11 | 10 | 14 | 24 | 3 | 12 |
| Misdemeanors | Criminal Failure to Appear | 5 | 5 | 7 | 4 | 3 | 0 | 0 | 3 |
| | DUI | 7 | 8 | 4 | 5 | 12 | 4 | 1 | 6 |
| | Other Criminal Traffic | 64 | 50 | 79 | 123 | 93 | 78 | 48 | 76 |
| | Other Misdemeanors | 44 | 76 | 66 | 42 | 52 | 16 | 24 | 46 |
| | Serious Criminal Traffic | 0 | 0 | 4 | 2 | 1 | 0 | 2 | 1 |
| Non-Criminal | Civil Traffic | 1,552 | 1,716 | 1,814 | 1,734 | 1,406 | 1,252 | 865 | 1,477 |
| | Non-Parking | 0 | 1 | 0 | 0 | 0 | 0 | 0 | 0 |
| | Parking | 0 | 0 | 0 | 0 | 0 | 0 | 0 | 0 |
| Group Total | | 1,709 | 1,899 | 2,014 | 1,947 | 1,601 | 1,455 | 954 | 1,653 |

NOTE: Figures may not correspond to previously published Data Reports due to corrected information received after publication.

Justice of the Peace Courts Court Case Activity by Fiscal Year

COCONINO COUNTY, PAGE JUSTICE COURT, F I L I N G S

| | | F I L I N G S | | | | | | | Average |
|---------------------|--|---------------|-------|-------|-------|-------|-------|-------|---------|
| | | Fiscal Year | | | | | | | |
| | | 2014 | 2015 | 2016 | 2017 | 2018 | 2019 | 2020 | |
| Case Category | Case Type | | | | | | | | |
| <i>Civil</i> | <i>Forcible Detainer / Eviction Action</i> | 55 | 46 | 93 | 74 | 64 | 69 | 82 | 69 |
| | <i>Injunctions Against Harassment</i> | 9 | 21 | 26 | 24 | 36 | 28 | 20 | 23 |
| | <i>Orders of Protection</i> | 26 | 26 | 37 | 48 | 35 | 30 | 23 | 32 |
| | <i>Other Civil</i> | 44 | 37 | 24 | 53 | 49 | 43 | 55 | 43 |
| | <i>Small Claims</i> | 186 | 78 | 82 | 71 | 60 | 63 | 72 | 87 |
| <i>Felony</i> | <i>Total Felony</i> | 323 | 310 | 307 | 321 | 272 | 478 | 442 | 350 |
| <i>Misdemeanors</i> | <i>Criminal Failure to Appear</i> | 53 | 70 | 48 | 40 | 66 | 50 | 40 | 52 |
| | <i>DUI</i> | 10 | 19 | 19 | 34 | 24 | 47 | 37 | 27 |
| | <i>Other Criminal Traffic</i> | 216 | 333 | 438 | 264 | 244 | 293 | 177 | 281 |
| | <i>Other Misdemeanors</i> | 277 | 251 | 258 | 374 | 247 | 279 | 304 | 284 |
| | <i>Serious Criminal Traffic</i> | 6 | 10 | 8 | 7 | 5 | 5 | 5 | 7 |
| <i>Non-Criminal</i> | <i>Civil Traffic</i> | 1,686 | 1,967 | 2,342 | 2,203 | 2,224 | 3,391 | 2,956 | 2,396 |
| | <i>Non-Parking</i> | 0 | 0 | 0 | 0 | 0 | 0 | 0 | 0 |
| | <i>Parking</i> | 0 | 0 | 0 | 0 | 0 | 0 | 0 | 0 |
| <i>Group Total</i> | | 2,891 | 3,168 | 3,682 | 3,513 | 3,326 | 4,776 | 4,213 | 3,651 |

NOTE: Figures may not correspond to previously published Data Reports due to corrected information received after publication.

Justice of the Peace Courts Court Case Activity by Fiscal Year

COCONINO COUNTY, PAGE JUSTICE COURT, TERMINATIONS

| | | TERMINATIONS | | | | | | | Average |
|---------------|-------------------------------------|--------------|-------|-------|-------|-------|-------|-------|---------|
| | | Fiscal Year | | | | | | | |
| | | 2014 | 2015 | 2016 | 2017 | 2018 | 2019 | 2020 | |
| Case Category | Case Type | | | | | | | | |
| Civil | Forcible Detainer / Eviction Action | 55 | 46 | 92 | 74 | 63 | 66 | 82 | 68 |
| | Injunctions Against Harassment | 9 | 21 | 25 | 24 | 36 | 28 | 19 | 23 |
| | Orders of Protection | 26 | 26 | 37 | 48 | 35 | 30 | 23 | 32 |
| | Other Civil | 49 | 41 | 36 | 67 | 55 | 39 | 70 | 51 |
| | Small Claims | 290 | 112 | 91 | 63 | 78 | 47 | 112 | 113 |
| Felony | Total Felony | 266 | 301 | 340 | 315 | 265 | 253 | 338 | 297 |
| Misdemeanors | Criminal Failure to Appear | 47 | 72 | 50 | 34 | 44 | 35 | 41 | 46 |
| | DUI | 11 | 26 | 45 | 27 | 33 | 35 | 44 | 32 |
| | Other Criminal Traffic | 163 | 415 | 353 | 261 | 206 | 263 | 202 | 266 |
| | Other Misdemeanors | 316 | 290 | 309 | 339 | 285 | 229 | 278 | 292 |
| | Serious Criminal Traffic | 5 | 11 | 10 | 7 | 5 | 6 | 5 | 7 |
| Non-Criminal | Civil Traffic | 1,646 | 2,139 | 2,283 | 2,127 | 2,438 | 3,373 | 3,091 | 2,442 |
| | Non-Parking | 0 | 0 | 0 | 0 | 0 | 1 | 0 | 0 |
| | Parking | 0 | 0 | 0 | 0 | 0 | 0 | 0 | 0 |
| Group Total | | 2,883 | 3,500 | 3,671 | 3,386 | 3,543 | 4,405 | 4,305 | 3,669 |

NOTE: Figures may not correspond to previously published Data Reports due to corrected information received after publication.

Justice of the Peace Courts Court Case Activity by Fiscal Year

COCONINO COUNTY, WILLIAMS JUSTICE COURT, F I L I N G S

| | | F I L I N G S | | | | | | | Average |
|---------------------|--|---------------|-------|-------|-------|-------|-------|-------|---------|
| | | Fiscal Year | | | | | | | |
| | | 2014 | 2015 | 2016 | 2017 | 2018 | 2019 | 2020 | |
| Case Category | Case Type | | | | | | | | |
| <i>Civil</i> | <i>Forcible Detainer / Eviction Action</i> | 15 | 17 | 16 | 18 | 20 | 17 | 8 | 16 |
| | <i>Injunctions Against Harassment</i> | 48 | 57 | 70 | 67 | 63 | 46 | 32 | 55 |
| | <i>Orders of Protection</i> | 44 | 52 | 60 | 47 | 68 | 42 | 45 | 51 |
| | <i>Other Civil</i> | 86 | 87 | 93 | 82 | 89 | 99 | 128 | 95 |
| | <i>Small Claims</i> | 16 | 14 | 18 | 6 | 16 | 11 | 9 | 13 |
| <i>Felony</i> | <i>Total Felony</i> | 65 | 65 | 96 | 68 | 40 | 52 | 71 | 65 |
| <i>Misdemeanors</i> | <i>Criminal Failure to Appear</i> | 97 | 127 | 54 | 88 | 59 | 8 | 53 | 69 |
| | <i>DUI</i> | 98 | 90 | 96 | 87 | 95 | 50 | 79 | 85 |
| | <i>Other Criminal Traffic</i> | 962 | 939 | 980 | 785 | 836 | 573 | 519 | 799 |
| | <i>Other Misdemeanors</i> | 338 | 440 | 422 | 405 | 502 | 465 | 457 | 433 |
| | <i>Serious Criminal Traffic</i> | 15 | 26 | 19 | 18 | 21 | 21 | 32 | 22 |
| <i>Non-Criminal</i> | <i>Civil Traffic</i> | 2,679 | 2,242 | 3,422 | 3,830 | 4,701 | 3,248 | 2,914 | 3,291 |
| | <i>Non-Parking</i> | 0 | 0 | 0 | 0 | 1 | 0 | 9 | 1 |
| | <i>Parking</i> | 0 | 0 | 0 | 0 | 0 | 0 | 0 | 0 |
| <i>Group Total</i> | | 4,463 | 4,156 | 5,346 | 5,501 | 6,511 | 4,632 | 4,356 | 4,995 |

NOTE: Figures may not correspond to previously published Data Reports due to corrected information received after publication.

Justice of the Peace Courts Court Case Activity by Fiscal Year

COCONINO COUNTY, WILLIAMS JUSTICE COURT, TERMINATIONS

| | | TERMINATIONS | | | | | | | Average |
|---------------|-------------------------------------|--------------|-------|-------|-------|-------|-------|-------|---------|
| | | Fiscal Year | | | | | | | |
| | | 2014 | 2015 | 2016 | 2017 | 2018 | 2019 | 2020 | |
| Case Category | Case Type | | | | | | | | |
| Civil | Forcible Detainer / Eviction Action | 15 | 14 | 17 | 16 | 16 | 16 | 9 | 15 |
| | Injunctions Against Harassment | 44 | 56 | 69 | 63 | 61 | 46 | 31 | 53 |
| | Orders of Protection | 39 | 46 | 60 | 44 | 63 | 42 | 45 | 48 |
| | Other Civil | 41 | 90 | 96 | 71 | 54 | 76 | 133 | 80 |
| | Small Claims | 10 | 13 | 18 | 3 | 8 | 6 | 13 | 10 |
| Felony | Total Felony | 45 | 63 | 99 | 63 | 45 | 22 | 8 | 49 |
| Misdemeanors | Criminal Failure to Appear | 64 | 53 | 71 | 84 | 87 | 67 | 61 | 70 |
| | DUI | 75 | 108 | 90 | 94 | 179 | 20 | 67 | 90 |
| | Other Criminal Traffic | 881 | 819 | 906 | 701 | 829 | 529 | 473 | 734 |
| | Other Misdemeanors | 389 | 469 | 462 | 509 | 539 | 450 | 373 | 456 |
| | Serious Criminal Traffic | 20 | 21 | 17 | 17 | 34 | 16 | 27 | 22 |
| Non-Criminal | Civil Traffic | 2,657 | 2,491 | 3,518 | 3,984 | 5,123 | 3,296 | 3,170 | 3,463 |
| | Non-Parking | 0 | 0 | 0 | 0 | 1 | 0 | 10 | 2 |
| | Parking | 0 | 0 | 0 | 0 | 0 | 0 | 0 | 0 |
| Group Total | | 4,280 | 4,243 | 5,423 | 5,649 | 7,039 | 4,586 | 4,420 | 5,092 |

NOTE: Figures may not correspond to previously published Data Reports due to corrected information received after publication.

Justice of the Peace Courts Court Case Activity by Fiscal Year

GILA COUNTY, GLOBE REGIONAL JUSTICE COURT, F I L I N G S

| | | F I L I N G S | | | | | | | Average |
|---------------------|--|---------------|-------|-------|-------|-------|-------|-------|---------|
| | | Fiscal Year | | | | | | | |
| | | 2014 | 2015 | 2016 | 2017 | 2018 | 2019 | 2020 | |
| Case Category | Case Type | | | | | | | | |
| <i>Civil</i> | <i>Forcible Detainer / Eviction Action</i> | 73 | 101 | 93 | 89 | 72 | 84 | 97 | 87 |
| | <i>Injunctions Against Harassment</i> | 84 | 62 | 89 | 84 | 73 | 83 | 65 | 77 |
| | <i>Orders of Protection</i> | 126 | 101 | 116 | 102 | 112 | 68 | 78 | 100 |
| | <i>Other Civil</i> | 230 | 185 | 237 | 303 | 277 | 243 | 217 | 242 |
| | <i>Small Claims</i> | 50 | 49 | 40 | 37 | 53 | 43 | 38 | 44 |
| <i>Felony</i> | <i>Total Felony</i> | 235 | 154 | 122 | 92 | 139 | 128 | 460 | 190 |
| <i>Misdemeanors</i> | <i>Criminal Failure to Appear</i> | 176 | 202 | 181 | 127 | 184 | 166 | 92 | 161 |
| | <i>DUI</i> | 282 | 214 | 212 | 121 | 129 | 206 | 119 | 183 |
| | <i>Other Criminal Traffic</i> | 290 | 337 | 362 | 325 | 291 | 350 | 199 | 308 |
| | <i>Other Misdemeanors</i> | 1,010 | 859 | 960 | 807 | 868 | 936 | 1,047 | 927 |
| | <i>Serious Criminal Traffic</i> | 39 | 28 | 26 | 27 | 20 | 42 | 33 | 31 |
| <i>Non-Criminal</i> | <i>Civil Traffic</i> | 3,484 | 2,797 | 2,546 | 2,394 | 2,651 | 3,501 | 2,224 | 2,800 |
| | <i>Non-Parking</i> | 4 | 1 | 1 | 0 | 3 | 1 | 7 | 2 |
| | <i>Parking</i> | 0 | 0 | 0 | 0 | 0 | 0 | 0 | 0 |
| <i>Group Total</i> | | 6,083 | 5,090 | 4,985 | 4,508 | 4,872 | 5,851 | 4,676 | 5,152 |

NOTE: Figures may not correspond to previously published Data Reports due to corrected information received after publication.

Justice of the Peace Courts Court Case Activity by Fiscal Year

GILA COUNTY, GLOBE REGIONAL JUSTICE COURT, TERMINATIONS

| | | TERMINATIONS | | | | | | | Average |
|---------------------|--|--------------|-------|-------|-------|-------|-------|-------|---------|
| | | Fiscal Year | | | | | | | |
| | | 2014 | 2015 | 2016 | 2017 | 2018 | 2019 | 2020 | |
| Case Category | Case Type | | | | | | | | |
| <i>Civil</i> | <i>Forcible Detainer / Eviction Action</i> | 70 | 100 | 87 | 80 | 66 | 76 | 200 | 97 |
| | <i>Injunctions Against Harassment</i> | 62 | 49 | 89 | 82 | 72 | 85 | 64 | 72 |
| | <i>Orders of Protection</i> | 98 | 81 | 114 | 104 | 112 | 69 | 74 | 93 |
| | <i>Other Civil</i> | 291 | 195 | 101 | 301 | 293 | 300 | 430 | 273 |
| | <i>Small Claims</i> | 54 | 42 | 17 | 51 | 46 | 45 | 190 | 64 |
| <i>Felony</i> | <i>Total Felony</i> | 255 | 183 | 127 | 135 | 283 | 323 | 436 | 249 |
| <i>Misdemeanors</i> | <i>Criminal Failure to Appear</i> | 185 | 145 | 137 | 141 | 157 | 134 | 131 | 147 |
| | <i>DUI</i> | 254 | 368 | 251 | 177 | 219 | 263 | 189 | 246 |
| | <i>Other Criminal Traffic</i> | 331 | 349 | 293 | 298 | 298 | 362 | 235 | 309 |
| | <i>Other Misdemeanors</i> | 1,393 | 1,139 | 1,036 | 1,149 | 1,246 | 1,402 | 978 | 1,192 |
| | <i>Serious Criminal Traffic</i> | 43 | 32 | 23 | 27 | 37 | 49 | 26 | 34 |
| <i>Non-Criminal</i> | <i>Civil Traffic</i> | 3,656 | 3,003 | 2,534 | 2,550 | 2,846 | 3,868 | 2,703 | 3,023 |
| | <i>Non-Parking</i> | 1 | 4 | 0 | 1 | 1 | 1 | 6 | 2 |
| | <i>Parking</i> | 0 | 0 | 0 | 0 | 0 | 0 | 0 | 0 |
| <i>Group Total</i> | | 6,693 | 5,690 | 4,809 | 5,096 | 5,676 | 6,977 | 5,662 | 5,801 |

NOTE: Figures may not correspond to previously published Data Reports due to corrected information received after publication.

Justice of the Peace Courts Court Case Activity by Fiscal Year

GILA COUNTY, PAYSON JUSTICE COURT, F I L I N G S

| | | F I L I N G S | | | | | | | Average |
|---------------------|--|---------------|-------|-------|-------|-------|-------|-------|---------|
| | | Fiscal Year | | | | | | | |
| | | 2014 | 2015 | 2016 | 2017 | 2018 | 2019 | 2020 | |
| Case Category | Case Type | | | | | | | | |
| <i>Civil</i> | <i>Forcible Detainer / Eviction Action</i> | 71 | 100 | 105 | 111 | 93 | 85 | 72 | 91 |
| | <i>Injunctions Against Harassment</i> | 111 | 106 | 110 | 145 | 112 | 139 | 130 | 122 |
| | <i>Orders of Protection</i> | 123 | 142 | 115 | 118 | 122 | 121 | 113 | 122 |
| | <i>Other Civil</i> | 474 | 429 | 378 | 347 | 407 | 283 | 244 | 366 |
| | <i>Small Claims</i> | 50 | 62 | 56 | 67 | 75 | 47 | 32 | 56 |
| <i>Felony</i> | <i>Total Felony</i> | 158 | 185 | 138 | 230 | 249 | 307 | 272 | 220 |
| <i>Misdemeanors</i> | <i>Criminal Failure to Appear</i> | 41 | 94 | 140 | 103 | 81 | 70 | 42 | 82 |
| | <i>DUI</i> | 131 | 124 | 167 | 130 | 124 | 92 | 122 | 127 |
| | <i>Other Criminal Traffic</i> | 207 | 248 | 378 | 338 | 315 | 233 | 180 | 271 |
| | <i>Other Misdemeanors</i> | 443 | 502 | 503 | 600 | 478 | 340 | 377 | 463 |
| | <i>Serious Criminal Traffic</i> | 17 | 11 | 18 | 18 | 15 | 10 | 10 | 14 |
| <i>Non-Criminal</i> | <i>Civil Traffic</i> | 3,007 | 2,181 | 3,091 | 2,386 | 3,174 | 4,519 | 3,439 | 3,114 |
| | <i>Non-Parking</i> | 0 | 1 | 0 | 0 | 5 | 5 | 53 | 9 |
| | <i>Parking</i> | 0 | 0 | 0 | 0 | 0 | 0 | 0 | 0 |
| <i>Group Total</i> | | 4,833 | 4,185 | 5,199 | 4,593 | 5,250 | 6,251 | 5,086 | 5,057 |

NOTE: Figures may not correspond to previously published Data Reports due to corrected information received after publication.

Justice of the Peace Courts Court Case Activity by Fiscal Year

GILA COUNTY, PAYSON JUSTICE COURT, TERMINATIONS

| | | TERMINATIONS | | | | | | | Average |
|---------------|-------------------------------------|--------------|-------|-------|-------|-------|-------|-------|---------|
| | | Fiscal Year | | | | | | | |
| | | 2014 | 2015 | 2016 | 2017 | 2018 | 2019 | 2020 | |
| Case Category | Case Type | | | | | | | | |
| Civil | Forcible Detainer / Eviction Action | 70 | 93 | 88 | 109 | 90 | 79 | 64 | 85 |
| | Injunctions Against Harassment | 109 | 105 | 109 | 140 | 104 | 138 | 129 | 119 |
| | Orders of Protection | 122 | 141 | 114 | 121 | 122 | 121 | 111 | 122 |
| | Other Civil | 409 | 441 | 423 | 326 | 413 | 245 | 255 | 359 |
| | Small Claims | 37 | 52 | 32 | 43 | 73 | 44 | 28 | 44 |
| Felony | Total Felony | 160 | 199 | 138 | 253 | 259 | 310 | 291 | 230 |
| Misdemeanors | Criminal Failure to Appear | 36 | 54 | 80 | 85 | 80 | 58 | 60 | 65 |
| | DUI | 181 | 159 | 203 | 185 | 164 | 143 | 102 | 162 |
| | Other Criminal Traffic | 202 | 206 | 354 | 331 | 292 | 249 | 177 | 259 |
| | Other Misdemeanors | 643 | 704 | 735 | 792 | 569 | 447 | 316 | 601 |
| | Serious Criminal Traffic | 29 | 13 | 17 | 19 | 17 | 13 | 8 | 17 |
| Non-Criminal | Civil Traffic | 3,041 | 2,293 | 3,295 | 2,616 | 3,286 | 4,671 | 3,669 | 3,267 |
| | Non-Parking | 0 | 1 | 0 | 0 | 4 | 3 | 50 | 8 |
| | Parking | 0 | 0 | 0 | 0 | 0 | 0 | 0 | 0 |
| Group Total | | 5,039 | 4,461 | 5,588 | 5,020 | 5,473 | 6,521 | 5,260 | 5,338 |

NOTE: Figures may not correspond to previously published Data Reports due to corrected information received after publication.

Justice of the Peace Courts Court Case Activity by Fiscal Year

GRAHAM COUNTY, PIMA (GRAHAM COUNTY #2) JUSTICE COURT, F I L I N G S

| | | F I L I N G S | | | | | | | Average |
|---------------------|--|---------------|-------|-------|-------|-------|-------|-------|---------|
| | | Fiscal Year | | | | | | | |
| | | 2014 | 2015 | 2016 | 2017 | 2018 | 2019 | 2020 | |
| Case Category | Case Type | | | | | | | | |
| <i>Civil</i> | <i>Forcible Detainer / Eviction Action</i> | 27 | 26 | 17 | 34 | 23 | 17 | 28 | 25 |
| | <i>Injunctions Against Harassment</i> | 29 | 22 | 33 | 20 | 18 | 7 | 8 | 20 |
| | <i>Orders of Protection</i> | 29 | 17 | 32 | 26 | 21 | 26 | 8 | 23 |
| | <i>Other Civil</i> | 46 | 50 | 65 | 84 | 96 | 76 | 69 | 70 |
| | <i>Small Claims</i> | 50 | 14 | 10 | 39 | 15 | 5 | 6 | 20 |
| <i>Felony</i> | <i>Total Felony</i> | 116 | 363 | 310 | 430 | 162 | 242 | 260 | 269 |
| <i>Misdemeanors</i> | <i>Criminal Failure to Appear</i> | 14 | 51 | 36 | 34 | 28 | 17 | 37 | 31 |
| | <i>DUI</i> | 37 | 52 | 62 | 83 | 38 | 46 | 86 | 58 |
| | <i>Other Criminal Traffic</i> | 81 | 99 | 93 | 62 | 85 | 71 | 43 | 76 |
| | <i>Other Misdemeanors</i> | 190 | 165 | 183 | 199 | 161 | 164 | 177 | 177 |
| | <i>Serious Criminal Traffic</i> | 9 | 6 | 12 | 13 | 10 | 11 | 12 | 10 |
| <i>Non-Criminal</i> | <i>Civil Traffic</i> | 490 | 757 | 1,210 | 999 | 1,188 | 873 | 1,004 | 932 |
| | <i>Non-Parking</i> | 19 | 8 | 4 | 3 | 1 | 21 | 10 | 9 |
| | <i>Parking</i> | 0 | 0 | 0 | 0 | 0 | 0 | 0 | 0 |
| <i>Group Total</i> | | 1,137 | 1,630 | 2,067 | 2,026 | 1,846 | 1,576 | 1,748 | 1,720 |

NOTE: Figures may not correspond to previously published Data Reports due to corrected information received after publication.

Justice of the Peace Courts Court Case Activity by Fiscal Year

GRAHAM COUNTY, PIMA (GRAHAM COUNTY #2) JUSTICE COURT, TERMINATIONS

| | | TERMINATIONS | | | | | | | Average |
|---------------------|--|--------------|-------|-------|-------|-------|-------|-------|---------|
| | | Fiscal Year | | | | | | | |
| | | 2014 | 2015 | 2016 | 2017 | 2018 | 2019 | 2020 | |
| Case Category | Case Type | | | | | | | | |
| <i>Civil</i> | <i>Forcible Detainer / Eviction Action</i> | 86 | 45 | 33 | 32 | 21 | 16 | 25 | 37 |
| | <i>Injunctions Against Harassment</i> | 29 | 22 | 33 | 20 | 18 | 7 | 7 | 19 |
| | <i>Orders of Protection</i> | 29 | 17 | 32 | 26 | 22 | 21 | 8 | 22 |
| | <i>Other Civil</i> | 120 | 72 | 81 | 63 | 59 | 80 | 45 | 74 |
| | <i>Small Claims</i> | 130 | 40 | 73 | 17 | 13 | 6 | 2 | 40 |
| <i>Felony</i> | <i>Total Felony</i> | 223 | 411 | 326 | 429 | 154 | 170 | 223 | 277 |
| <i>Misdemeanors</i> | <i>Criminal Failure to Appear</i> | 15 | 37 | 37 | 35 | 18 | 20 | 23 | 26 |
| | <i>DUI</i> | 93 | 81 | 104 | 118 | 65 | 38 | 70 | 81 |
| | <i>Other Criminal Traffic</i> | 93 | 102 | 93 | 71 | 74 | 68 | 49 | 79 |
| | <i>Other Misdemeanors</i> | 370 | 272 | 262 | 230 | 161 | 171 | 143 | 230 |
| | <i>Serious Criminal Traffic</i> | 20 | 9 | 9 | 15 | 12 | 11 | 9 | 12 |
| <i>Non-Criminal</i> | <i>Civil Traffic</i> | 559 | 748 | 1,213 | 1,040 | 1,221 | 908 | 992 | 954 |
| | <i>Non-Parking</i> | 23 | 7 | 6 | 2 | 2 | 20 | 7 | 10 |
| | <i>Parking</i> | 0 | 0 | 0 | 0 | 0 | 0 | 0 | 0 |
| <i>Group Total</i> | | 1,790 | 1,863 | 2,302 | 2,098 | 1,840 | 1,536 | 1,603 | 1,861 |

NOTE: Figures may not correspond to previously published Data Reports due to corrected information received after publication.

Justice of the Peace Courts Court Case Activity by Fiscal Year

GRAHAM COUNTY, SAFFORD(#1) JUSTICE COURT, F I L I N G S

| | | F I L I N G S | | | | | | | Average |
|---------------------|--|---------------|-------|-------|-------|-------|-------|-------|---------|
| | | Fiscal Year | | | | | | | |
| | | 2014 | 2015 | 2016 | 2017 | 2018 | 2019 | 2020 | |
| Case Category | Case Type | | | | | | | | |
| <i>Civil</i> | <i>Forcible Detainer / Eviction Action</i> | 58 | 48 | 62 | 57 | 59 | 33 | 48 | 52 |
| | <i>Injunctions Against Harassment</i> | 63 | 54 | 63 | 66 | 78 | 64 | 54 | 63 |
| | <i>Orders of Protection</i> | 34 | 24 | 21 | 45 | 49 | 46 | 50 | 38 |
| | <i>Other Civil</i> | 284 | 279 | 252 | 291 | 408 | 292 | 318 | 304 |
| | <i>Small Claims</i> | 23 | 37 | 50 | 26 | 19 | 24 | 17 | 28 |
| <i>Felony</i> | <i>Total Felony</i> | 494 | 832 | 942 | 682 | 643 | 502 | 587 | 669 |
| <i>Misdemeanors</i> | <i>Criminal Failure to Appear</i> | 106 | 203 | 74 | 48 | 47 | 29 | 72 | 83 |
| | <i>DUI</i> | 121 | 82 | 127 | 115 | 118 | 68 | 129 | 109 |
| | <i>Other Criminal Traffic</i> | 255 | 201 | 198 | 153 | 112 | 101 | 84 | 158 |
| | <i>Other Misdemeanors</i> | 486 | 517 | 449 | 322 | 364 | 292 | 400 | 404 |
| | <i>Serious Criminal Traffic</i> | 18 | 23 | 19 | 10 | 15 | 9 | 17 | 16 |
| <i>Non-Criminal</i> | <i>Civil Traffic</i> | 1,714 | 1,086 | 1,943 | 1,660 | 1,426 | 1,257 | 1,216 | 1,472 |
| | <i>Non-Parking</i> | 0 | 0 | 0 | 0 | 0 | 0 | 0 | 0 |
| | <i>Parking</i> | 0 | 0 | 0 | 0 | 0 | 0 | 0 | 0 |
| <i>Group Total</i> | | 3,656 | 3,386 | 4,200 | 3,475 | 3,338 | 2,717 | 2,992 | 3,396 |

NOTE: Figures may not correspond to previously published Data Reports due to corrected information received after publication.

Justice of the Peace Courts Court Case Activity by Fiscal Year

GRAHAM COUNTY, SAFFORD(#1) JUSTICE COURT, TERMINATIONS

| | | TERMINATIONS | | | | | | | Average |
|---------------------|--|--------------|-------|-------|-------|-------|-------|-------|---------|
| | | Fiscal Year | | | | | | | |
| | | 2014 | 2015 | 2016 | 2017 | 2018 | 2019 | 2020 | |
| Case Category | Case Type | | | | | | | | |
| <i>Civil</i> | <i>Forcible Detainer / Eviction Action</i> | 52 | 48 | 59 | 58 | 55 | 30 | 45 | 50 |
| | <i>Injunctions Against Harassment</i> | 59 | 49 | 58 | 60 | 75 | 63 | 54 | 60 |
| | <i>Orders of Protection</i> | 34 | 24 | 19 | 41 | 47 | 52 | 49 | 38 |
| | <i>Other Civil</i> | 253 | 150 | 272 | 265 | 371 | 240 | 226 | 254 |
| | <i>Small Claims</i> | 20 | 21 | 30 | 48 | 47 | 12 | 15 | 28 |
| <i>Felony</i> | <i>Total Felony</i> | 495 | 852 | 944 | 663 | 665 | 413 | 552 | 655 |
| <i>Misdemeanors</i> | <i>Criminal Failure to Appear</i> | 73 | 92 | 90 | 47 | 53 | 32 | 56 | 63 |
| | <i>DUI</i> | 132 | 183 | 167 | 154 | 183 | 123 | 97 | 148 |
| | <i>Other Criminal Traffic</i> | 271 | 224 | 220 | 168 | 128 | 108 | 103 | 175 |
| | <i>Other Misdemeanors</i> | 502 | 653 | 531 | 420 | 493 | 381 | 402 | 483 |
| | <i>Serious Criminal Traffic</i> | 14 | 30 | 22 | 11 | 19 | 15 | 14 | 18 |
| <i>Non-Criminal</i> | <i>Civil Traffic</i> | 1,885 | 1,267 | 1,903 | 1,911 | 1,538 | 1,282 | 1,399 | 1,598 |
| | <i>Non-Parking</i> | 0 | 0 | 0 | 0 | 0 | 0 | 0 | 0 |
| | <i>Parking</i> | 0 | 0 | 0 | 0 | 0 | 0 | 0 | 0 |
| <i>Group Total</i> | | 3,790 | 3,593 | 4,315 | 3,846 | 3,674 | 2,751 | 3,012 | 3,570 |

NOTE: Figures may not correspond to previously published Data Reports due to corrected information received after publication.

Justice of the Peace Courts Court Case Activity by Fiscal Year

GREENLEE COUNTY, CLIFTON(#1) JUSTICE COURT, F I L I N G S

| | | F I L I N G S | | | | | | | Average |
|---------------|-------------------------------------|---------------|-------|-------|-------|-------|-------|------|---------|
| | | Fiscal Year | | | | | | | |
| | | 2014 | 2015 | 2016 | 2017 | 2018 | 2019 | 2020 | |
| Case Category | Case Type | | | | | | | | |
| Civil | Forcible Detainer / Eviction Action | 2 | 2 | 4 | 2 | 2 | 6 | 8 | 4 |
| | Injunctions Against Harassment | 8 | 12 | 11 | 22 | 22 | 11 | 15 | 14 |
| | Orders of Protection | 11 | 17 | 11 | 26 | 32 | 24 | 10 | 19 |
| | Other Civil | 51 | 56 | 67 | 94 | 116 | 62 | 85 | 76 |
| | Small Claims | 2 | 3 | 3 | 4 | 2 | 4 | 4 | 3 |
| Felony | Total Felony | 251 | 311 | 311 | 195 | 117 | 85 | 169 | 206 |
| Misdemeanors | Criminal Failure to Appear | 37 | 42 | 31 | 9 | 5 | 1 | 8 | 19 |
| | DUI | 17 | 69 | 100 | 52 | 33 | 14 | 82 | 52 |
| | Other Criminal Traffic | 105 | 79 | 57 | 46 | 59 | 90 | 52 | 70 |
| | Other Misdemeanors | 184 | 235 | 158 | 141 | 82 | 151 | 135 | 155 |
| | Serious Criminal Traffic | 14 | 10 | 8 | 5 | 6 | 4 | 6 | 8 |
| Non-Criminal | Civil Traffic | 1,273 | 754 | 649 | 459 | 670 | 763 | 382 | 707 |
| | Non-Parking | 0 | 0 | 0 | 0 | 0 | 0 | 0 | 0 |
| | Parking | 0 | 0 | 0 | 0 | 0 | 0 | 0 | 0 |
| Group Total | | 1,955 | 1,590 | 1,410 | 1,055 | 1,146 | 1,215 | 956 | 1,333 |

NOTE: Figures may not correspond to previously published Data Reports due to corrected information received after publication.

Justice of the Peace Courts Court Case Activity by Fiscal Year

GREENLEE COUNTY, CLIFTON(#1) JUSTICE COURT, TERMINATIONS

| | | TERMINATIONS | | | | | | | Average |
|---------------------|--|--------------|-------|-------|-------|-------|-------|------|---------|
| | | Fiscal Year | | | | | | | |
| | | 2014 | 2015 | 2016 | 2017 | 2018 | 2019 | 2020 | |
| Case Category | Case Type | | | | | | | | |
| <i>Civil</i> | <i>Forcible Detainer / Eviction Action</i> | 3 | 2 | 7 | 2 | 1 | 5 | 8 | 4 |
| | <i>Injunctions Against Harassment</i> | 7 | 12 | 10 | 17 | 20 | 10 | 12 | 13 |
| | <i>Orders of Protection</i> | 7 | 14 | 9 | 18 | 26 | 21 | 9 | 15 |
| | <i>Other Civil</i> | 57 | 46 | 65 | 33 | 30 | 12 | 71 | 44 |
| | <i>Small Claims</i> | 8 | 4 | 38 | 3 | 0 | 4 | 2 | 8 |
| <i>Felony</i> | <i>Total Felony</i> | 213 | 356 | 353 | 254 | 129 | 94 | 150 | 221 |
| <i>Misdemeanors</i> | <i>Criminal Failure to Appear</i> | 36 | 44 | 27 | 33 | 11 | 3 | 11 | 24 |
| | <i>DUI</i> | 15 | 76 | 122 | 111 | 66 | 25 | 86 | 72 |
| | <i>Other Criminal Traffic</i> | 100 | 80 | 67 | 50 | 60 | 85 | 52 | 71 |
| | <i>Other Misdemeanors</i> | 179 | 312 | 220 | 183 | 136 | 170 | 147 | 192 |
| | <i>Serious Criminal Traffic</i> | 9 | 13 | 9 | 4 | 9 | 1 | 5 | 7 |
| <i>Non-Criminal</i> | <i>Civil Traffic</i> | 1,180 | 849 | 898 | 503 | 688 | 823 | 398 | 763 |
| | <i>Non-Parking</i> | 0 | 0 | 0 | 0 | 0 | 0 | 0 | 0 |
| | <i>Parking</i> | 0 | 0 | 0 | 0 | 0 | 0 | 0 | 0 |
| <i>Group Total</i> | | 1,814 | 1,808 | 1,825 | 1,211 | 1,176 | 1,253 | 951 | 1,434 |

NOTE: Figures may not correspond to previously published Data Reports due to corrected information received after publication.

Justice of the Peace Courts Court Case Activity by Fiscal Year

GREENLEE COUNTY, DUNCAN(#2) JUSTICE COURT, F I L I N G S

| | | F I L I N G S | | | | | | | Average |
|---------------------|--|---------------|-------|-------|------|-------|-------|------|---------|
| | | Fiscal Year | | | | | | | |
| | | 2014 | 2015 | 2016 | 2017 | 2018 | 2019 | 2020 | |
| Case Category | Case Type | | | | | | | | |
| <i>Civil</i> | <i>Forcible Detainer / Eviction Action</i> | 6 | 3 | 3 | 2 | 0 | 2 | 10 | 4 |
| | <i>Injunctions Against Harassment</i> | 7 | 9 | 10 | 6 | 9 | 10 | 19 | 10 |
| | <i>Orders of Protection</i> | 7 | 7 | 7 | 4 | 19 | 13 | 8 | 9 |
| | <i>Other Civil</i> | 26 | 20 | 21 | 24 | 34 | 32 | 26 | 26 |
| | <i>Small Claims</i> | 0 | 5 | 5 | 3 | 4 | 3 | 0 | 3 |
| <i>Felony</i> | <i>Total Felony</i> | 164 | 104 | 90 | 47 | 88 | 206 | 89 | 113 |
| <i>Misdemeanors</i> | <i>Criminal Failure to Appear</i> | 2 | 0 | 6 | 2 | 3 | 0 | 1 | 2 |
| | <i>DUI</i> | 18 | 65 | 70 | 35 | 25 | 28 | 14 | 36 |
| | <i>Other Criminal Traffic</i> | 135 | 60 | 58 | 40 | 80 | 73 | 19 | 66 |
| | <i>Other Misdemeanors</i> | 165 | 140 | 112 | 85 | 70 | 86 | 62 | 103 |
| | <i>Serious Criminal Traffic</i> | 17 | 4 | 3 | 3 | 1 | 4 | 5 | 5 |
| <i>Non-Criminal</i> | <i>Civil Traffic</i> | 1,618 | 754 | 912 | 479 | 837 | 888 | 314 | 829 |
| | <i>Non-Parking</i> | 0 | 0 | 0 | 0 | 0 | 0 | 0 | 0 |
| | <i>Parking</i> | 0 | 0 | 0 | 0 | 0 | 0 | 0 | 0 |
| <i>Group Total</i> | | 2,165 | 1,171 | 1,297 | 730 | 1,170 | 1,345 | 567 | 1,206 |

NOTE: Figures may not correspond to previously published Data Reports due to corrected information received after publication.

Justice of the Peace Courts Court Case Activity by Fiscal Year

GREENLEE COUNTY, DUNCAN(#2) JUSTICE COURT, TERMINATIONS

| | | TERMINATIONS | | | | | | | Average |
|---------------------|--|--------------|-------|-------|------|-------|-------|------|---------|
| | | Fiscal Year | | | | | | | |
| | | 2014 | 2015 | 2016 | 2017 | 2018 | 2019 | 2020 | |
| Case Category | Case Type | | | | | | | | |
| <i>Civil</i> | <i>Forcible Detainer / Eviction Action</i> | 4 | 5 | 2 | 3 | 3 | 9 | 10 | 5 |
| | <i>Injunctions Against Harassment</i> | 5 | 9 | 9 | 6 | 9 | 7 | 18 | 9 |
| | <i>Orders of Protection</i> | 7 | 7 | 6 | 3 | 19 | 13 | 8 | 9 |
| | <i>Other Civil</i> | 13 | 20 | 22 | 28 | 38 | 80 | 17 | 31 |
| | <i>Small Claims</i> | 0 | 1 | 4 | 5 | 4 | 19 | 1 | 5 |
| <i>Felony</i> | <i>Total Felony</i> | 166 | 184 | 129 | 99 | 152 | 210 | 92 | 147 |
| <i>Misdemeanors</i> | <i>Criminal Failure to Appear</i> | 4 | 2 | 5 | 5 | 0 | 3 | 3 | 3 |
| | <i>DUI</i> | 15 | 61 | 110 | 98 | 70 | 55 | 22 | 62 |
| | <i>Other Criminal Traffic</i> | 123 | 72 | 60 | 51 | 80 | 79 | 28 | 70 |
| | <i>Other Misdemeanors</i> | 158 | 195 | 161 | 128 | 99 | 103 | 72 | 131 |
| | <i>Serious Criminal Traffic</i> | 15 | 7 | 4 | 3 | 2 | 4 | 5 | 6 |
| <i>Non-Criminal</i> | <i>Civil Traffic</i> | 1,535 | 857 | 990 | 548 | 904 | 944 | 369 | 878 |
| | <i>Non-Parking</i> | 0 | 0 | 0 | 0 | 0 | 0 | 3 | 0 |
| | <i>Parking</i> | 0 | 0 | 0 | 0 | 0 | 0 | 0 | 0 |
| <i>Group Total</i> | | 2,045 | 1,420 | 1,502 | 977 | 1,380 | 1,526 | 648 | 1,356 |

NOTE: Figures may not correspond to previously published Data Reports due to corrected information received after publication.

Justice of the Peace Courts Court Case Activity by Fiscal Year

LA PAZ COUNTY, PARKER(#3) JUSTICE COURT, F I L I N G S

| | | F I L I N G S | | | | | | | Average |
|---------------------|--|---------------|-------|-------|-------|-------|-------|-------|---------|
| | | Fiscal Year | | | | | | | |
| | | 2014 | 2015 | 2016 | 2017 | 2018 | 2019 | 2020 | |
| Case Category | Case Type | | | | | | | | |
| <i>Civil</i> | <i>Forcible Detainer / Eviction Action</i> | 35 | 20 | 25 | 32 | 24 | 42 | 31 | 30 |
| | <i>Injunctions Against Harassment</i> | 37 | 52 | 66 | 52 | 49 | 40 | 28 | 46 |
| | <i>Orders of Protection</i> | 38 | 57 | 57 | 58 | 71 | 46 | 41 | 53 |
| | <i>Other Civil</i> | 84 | 80 | 113 | 111 | 142 | 143 | 156 | 118 |
| | <i>Small Claims</i> | 26 | 23 | 11 | 15 | 19 | 23 | 14 | 19 |
| <i>Felony</i> | <i>Total Felony</i> | 160 | 192 | 240 | 363 | 295 | 346 | 393 | 284 |
| <i>Misdemeanors</i> | <i>Criminal Failure to Appear</i> | 102 | 115 | 100 | 83 | 110 | 42 | 62 | 88 |
| | <i>DUI</i> | 68 | 108 | 82 | 85 | 73 | 161 | 186 | 109 |
| | <i>Other Criminal Traffic</i> | 216 | 150 | 207 | 192 | 270 | 290 | 231 | 222 |
| | <i>Other Misdemeanors</i> | 504 | 618 | 702 | 507 | 414 | 473 | 536 | 536 |
| | <i>Serious Criminal Traffic</i> | 8 | 16 | 10 | 9 | 18 | 14 | 14 | 13 |
| <i>Non-Criminal</i> | <i>Civil Traffic</i> | 984 | 815 | 905 | 1,097 | 1,394 | 3,161 | 2,746 | 1,586 |
| | <i>Non-Parking</i> | 0 | 0 | 0 | 0 | 0 | 4 | 1 | 1 |
| | <i>Parking</i> | 0 | 0 | 0 | 0 | 0 | 0 | 0 | 0 |
| <i>Group Total</i> | | 2,262 | 2,246 | 2,518 | 2,604 | 2,879 | 4,785 | 4,439 | 3,105 |

NOTE: Figures may not correspond to previously published Data Reports due to corrected information received after publication.

Justice of the Peace Courts Court Case Activity by Fiscal Year

LA PAZ COUNTY, PARKER(#3) JUSTICE COURT, TERMINATIONS

| | | TERMINATIONS | | | | | | | Average |
|---------------------|--|--------------|-------|-------|-------|-------|-------|-------|---------|
| | | Fiscal Year | | | | | | | |
| | | 2014 | 2015 | 2016 | 2017 | 2018 | 2019 | 2020 | |
| Case Category | Case Type | | | | | | | | |
| <i>Civil</i> | <i>Forcible Detainer / Eviction Action</i> | 33 | 20 | 22 | 30 | 23 | 45 | 33 | 29 |
| | <i>Injunctions Against Harassment</i> | 36 | 51 | 65 | 51 | 49 | 40 | 28 | 46 |
| | <i>Orders of Protection</i> | 35 | 54 | 52 | 56 | 67 | 46 | 39 | 50 |
| | <i>Other Civil</i> | 23 | 96 | 28 | 85 | 120 | 129 | 179 | 94 |
| | <i>Small Claims</i> | 18 | 10 | 5 | 6 | 11 | 17 | 16 | 12 |
| <i>Felony</i> | <i>Total Felony</i> | 198 | 294 | 216 | 245 | 358 | 225 | 331 | 267 |
| <i>Misdemeanors</i> | <i>Criminal Failure to Appear</i> | 87 | 88 | 71 | 106 | 115 | 75 | 181 | 103 |
| | <i>DUI</i> | 96 | 108 | 91 | 105 | 105 | 144 | 254 | 129 |
| | <i>Other Criminal Traffic</i> | 229 | 185 | 188 | 198 | 283 | 234 | 273 | 227 |
| | <i>Other Misdemeanors</i> | 570 | 625 | 736 | 670 | 595 | 660 | 657 | 645 |
| | <i>Serious Criminal Traffic</i> | 15 | 16 | 9 | 8 | 12 | 5 | 20 | 12 |
| <i>Non-Criminal</i> | <i>Civil Traffic</i> | 1,267 | 1,032 | 1,146 | 1,343 | 1,695 | 3,071 | 2,941 | 1,785 |
| | <i>Non-Parking</i> | 0 | 0 | 0 | 0 | 0 | 9 | 5 | 2 |
| | <i>Parking</i> | 0 | 0 | 0 | 0 | 0 | 0 | 0 | 0 |
| <i>Group Total</i> | | 2,607 | 2,579 | 2,629 | 2,903 | 3,433 | 4,700 | 4,957 | 3,401 |

NOTE: Figures may not correspond to previously published Data Reports due to corrected information received after publication.

Justice of the Peace Courts Court Case Activity by Fiscal Year

LA PAZ COUNTY, QUARTZSITE(#4) JUSTICE COURT, F I L I N G S

| | | F I L I N G S | | | | | | | Average |
|---------------------|--|---------------|-------|-------|-------|-------|-------|-------|---------|
| | | Fiscal Year | | | | | | | |
| | | 2014 | 2015 | 2016 | 2017 | 2018 | 2019 | 2020 | |
| Case Category | Case Type | | | | | | | | |
| <i>Civil</i> | <i>Forcible Detainer / Eviction Action</i> | 18 | 24 | 40 | 29 | 38 | 35 | 22 | 29 |
| | <i>Injunctions Against Harassment</i> | 26 | 19 | 19 | 14 | 3 | 5 | 8 | 13 |
| | <i>Orders of Protection</i> | 19 | 12 | 16 | 11 | 15 | 9 | 11 | 13 |
| | <i>Other Civil</i> | 22 | 18 | 12 | 11 | 17 | 25 | 10 | 17 |
| | <i>Small Claims</i> | 2 | 5 | 5 | 1 | 3 | 9 | 6 | 4 |
| <i>Felony</i> | <i>Total Felony</i> | 202 | 240 | 478 | 583 | 491 | 521 | 497 | 430 |
| <i>Misdemeanors</i> | <i>Criminal Failure to Appear</i> | 167 | 227 | 226 | 163 | 138 | 70 | 129 | 160 |
| | <i>DUI</i> | 59 | 57 | 47 | 29 | 38 | 46 | 97 | 53 |
| | <i>Other Criminal Traffic</i> | 1,594 | 1,175 | 885 | 666 | 490 | 384 | 378 | 796 |
| | <i>Other Misdemeanors</i> | 454 | 418 | 437 | 322 | 258 | 321 | 515 | 389 |
| | <i>Serious Criminal Traffic</i> | 3 | 5 | 7 | 3 | 5 | 10 | 5 | 5 |
| <i>Non-Criminal</i> | <i>Civil Traffic</i> | 3,420 | 3,446 | 3,795 | 4,085 | 2,833 | 4,218 | 4,504 | 3,757 |
| | <i>Non-Parking</i> | 0 | 0 | 0 | 0 | 0 | 6 | 2 | 1 |
| | <i>Parking</i> | 0 | 0 | 0 | 0 | 0 | 0 | 0 | 0 |
| <i>Group Total</i> | | 5,986 | 5,646 | 5,967 | 5,917 | 4,329 | 5,659 | 6,184 | 5,667 |

NOTE: Figures may not correspond to previously published Data Reports due to corrected information received after publication.

Justice of the Peace Courts Court Case Activity by Fiscal Year

LA PAZ COUNTY, QUARTZSITE(#4) JUSTICE COURT, TERMINATIONS

| | | TERMINATIONS | | | | | | | Average |
|---------------|-------------------------------------|--------------|-------|-------|-------|-------|-------|-------|---------|
| | | Fiscal Year | | | | | | | |
| | | 2014 | 2015 | 2016 | 2017 | 2018 | 2019 | 2020 | |
| Case Category | Case Type | | | | | | | | |
| Civil | Forcible Detainer / Eviction Action | 15 | 21 | 36 | 25 | 20 | 24 | 16 | 22 |
| | Injunctions Against Harassment | 26 | 19 | 19 | 16 | 3 | 5 | 8 | 14 |
| | Orders of Protection | 19 | 13 | 16 | 11 | 14 | 7 | 11 | 13 |
| | Other Civil | 17 | 15 | 13 | 10 | 4 | 8 | 11 | 11 |
| | Small Claims | 4 | 6 | 3 | 2 | 0 | 4 | 4 | 3 |
| Felony | Total Felony | 178 | 209 | 406 | 553 | 425 | 374 | 367 | 359 |
| Misdemeanors | Criminal Failure to Appear | 268 | 246 | 237 | 220 | 180 | 195 | 147 | 213 |
| | DUI | 38 | 62 | 52 | 37 | 35 | 31 | 67 | 46 |
| | Other Criminal Traffic | 1,714 | 1,369 | 986 | 742 | 623 | 432 | 330 | 885 |
| | Other Misdemeanors | 396 | 466 | 513 | 444 | 368 | 255 | 399 | 406 |
| | Serious Criminal Traffic | 3 | 5 | 3 | 6 | 6 | 7 | 10 | 6 |
| Non-Criminal | Civil Traffic | 3,848 | 4,028 | 4,555 | 4,677 | 4,048 | 4,327 | 4,403 | 4,269 |
| | Non-Parking | 0 | 0 | 0 | 0 | 0 | 8 | 3 | 2 |
| | Parking | 0 | 0 | 0 | 0 | 0 | 0 | 0 | 0 |
| Group Total | | 6,526 | 6,459 | 6,839 | 6,743 | 5,726 | 5,677 | 5,776 | 6,249 |

NOTE: Figures may not correspond to previously published Data Reports due to corrected information received after publication.

Justice of the Peace Courts Court Case Activity by Fiscal Year

LA PAZ COUNTY, SALOME(#5) JUSTICE COURT, F I L I N G S

| | | F I L I N G S | | | | | | | Average |
|---------------------|--|---------------|-------|-------|-------|-------|-------|-------|---------|
| | | Fiscal Year | | | | | | | |
| | | 2014 | 2015 | 2016 | 2017 | 2018 | 2019 | 2020 | |
| Case Category | Case Type | | | | | | | | |
| <i>Civil</i> | <i>Forcible Detainer / Eviction Action</i> | 4 | 6 | 8 | 3 | 7 | 1 | 3 | 5 |
| | <i>Injunctions Against Harassment</i> | 23 | 6 | 16 | 18 | 25 | 20 | 6 | 16 |
| | <i>Orders of Protection</i> | 12 | 11 | 14 | 19 | 11 | 14 | 14 | 14 |
| | <i>Other Civil</i> | 20 | 14 | 15 | 11 | 16 | 13 | 12 | 14 |
| | <i>Small Claims</i> | 0 | 0 | 2 | 6 | 3 | 5 | 3 | 3 |
| <i>Felony</i> | <i>Total Felony</i> | 72 | 169 | 83 | 138 | 136 | 193 | 121 | 130 |
| <i>Misdemeanors</i> | <i>Criminal Failure to Appear</i> | 69 | 95 | 103 | 142 | 117 | 34 | 63 | 89 |
| | <i>DUI</i> | 49 | 46 | 68 | 74 | 70 | 77 | 53 | 62 |
| | <i>Other Criminal Traffic</i> | 293 | 520 | 400 | 391 | 327 | 183 | 162 | 325 |
| | <i>Other Misdemeanors</i> | 154 | 226 | 297 | 211 | 156 | 137 | 176 | 194 |
| | <i>Serious Criminal Traffic</i> | 3 | 6 | 5 | 1 | 5 | 4 | 9 | 5 |
| <i>Non-Criminal</i> | <i>Civil Traffic</i> | 2,687 | 3,317 | 2,848 | 3,532 | 2,101 | 3,455 | 3,780 | 3,103 |
| | <i>Non-Parking</i> | 0 | 0 | 0 | 0 | 0 | 0 | 0 | 0 |
| | <i>Parking</i> | 0 | 0 | 0 | 0 | 0 | 0 | 0 | 0 |
| <i>Group Total</i> | | 3,386 | 4,416 | 3,859 | 4,546 | 2,974 | 4,136 | 4,402 | 3,960 |

NOTE: Figures may not correspond to previously published Data Reports due to corrected information received after publication.

Justice of the Peace Courts Court Case Activity by Fiscal Year

LA PAZ COUNTY, SALOME(#5) JUSTICE COURT, TERMINATIONS

| | | TERMINATIONS | | | | | | | Average |
|---------------------|--|--------------|-------|-------|-------|-------|-------|-------|---------|
| | | Fiscal Year | | | | | | | |
| | | 2014 | 2015 | 2016 | 2017 | 2018 | 2019 | 2020 | |
| Case Category | Case Type | | | | | | | | |
| <i>Civil</i> | <i>Forcible Detainer / Eviction Action</i> | 4 | 5 | 8 | 3 | 6 | 1 | 3 | 4 |
| | <i>Injunctions Against Harassment</i> | 23 | 6 | 16 | 17 | 24 | 19 | 5 | 16 |
| | <i>Orders of Protection</i> | 11 | 11 | 14 | 19 | 10 | 14 | 13 | 13 |
| | <i>Other Civil</i> | 10 | 14 | 8 | 11 | 10 | 13 | 7 | 11 |
| | <i>Small Claims</i> | 1 | 0 | 2 | 6 | 2 | 5 | 3 | 3 |
| <i>Felony</i> | <i>Total Felony</i> | 68 | 173 | 88 | 251 | 232 | 161 | 59 | 147 |
| <i>Misdemeanors</i> | <i>Criminal Failure to Appear</i> | 49 | 39 | 56 | 65 | 84 | 71 | 56 | 60 |
| | <i>DUI</i> | 38 | 37 | 39 | 85 | 62 | 77 | 53 | 56 |
| | <i>Other Criminal Traffic</i> | 331 | 441 | 318 | 326 | 329 | 195 | 155 | 299 |
| | <i>Other Misdemeanors</i> | 150 | 191 | 273 | 284 | 222 | 146 | 134 | 200 |
| | <i>Serious Criminal Traffic</i> | 1 | 4 | 5 | 5 | 2 | 3 | 6 | 4 |
| <i>Non-Criminal</i> | <i>Civil Traffic</i> | 2,862 | 3,498 | 3,089 | 3,875 | 2,669 | 3,070 | 4,054 | 3,302 |
| | <i>Non-Parking</i> | 0 | 0 | 0 | 0 | 0 | 4 | 8 | 2 |
| | <i>Parking</i> | 0 | 0 | 0 | 0 | 0 | 0 | 0 | 0 |
| <i>Group Total</i> | | 3,548 | 4,419 | 3,916 | 4,947 | 3,652 | 3,779 | 4,556 | 4,117 |

NOTE: Figures may not correspond to previously published Data Reports due to corrected information received after publication.

Justice of the Peace Courts Court Case Activity by Fiscal Year

MARICOPA COUNTY, AGUA FRIA JUSTICE COURT, F I L I N G S

| | | F I L I N G S | | | | | | | Average |
|---------------------|--|---------------|--------|--------|--------|--------|--------|-------|---------|
| | | Fiscal Year | | | | | | | |
| | | 2014 | 2015 | 2016 | 2017 | 2018 | 2019 | 2020 | |
| Case Category | Case Type | | | | | | | | |
| <i>Civil</i> | <i>Forcible Detainer / Eviction Action</i> | 1,696 | 1,527 | 1,410 | 1,375 | 1,404 | 1,410 | 1,057 | 1,411 |
| | <i>Injunctions Against Harassment</i> | 86 | 98 | 91 | 147 | 135 | 101 | 70 | 104 |
| | <i>Orders of Protection</i> | 221 | 174 | 234 | 236 | 207 | 197 | 136 | 201 |
| | <i>Other Civil</i> | 2,089 | 2,240 | 2,355 | 2,581 | 3,123 | 3,442 | 3,237 | 2,724 |
| | <i>Small Claims</i> | 411 | 410 | 535 | 527 | 530 | 565 | 461 | 491 |
| <i>Felony</i> | <i>Total Felony</i> | 0 | 0 | 0 | 0 | 1 | 0 | 0 | 0 |
| <i>Misdemeanors</i> | <i>Criminal Failure to Appear</i> | 109 | 105 | 94 | 75 | 257 | 16 | 7 | 95 |
| | <i>DUI</i> | 233 | 226 | 227 | 268 | 211 | 267 | 235 | 238 |
| | <i>Other Criminal Traffic</i> | 1,809 | 1,649 | 1,787 | 1,460 | 541 | 504 | 222 | 1,139 |
| | <i>Other Misdemeanors</i> | 367 | 449 | 567 | 380 | 399 | 298 | 447 | 415 |
| | <i>Serious Criminal Traffic</i> | 67 | 46 | 55 | 50 | 69 | 50 | 49 | 55 |
| <i>Non-Criminal</i> | <i>Civil Traffic</i> | 4,667 | 3,721 | 4,862 | 3,739 | 3,407 | 3,707 | 2,827 | 3,847 |
| | <i>Non-Parking</i> | 0 | 1 | 0 | 0 | 0 | 0 | 0 | 0 |
| | <i>Parking</i> | 3 | 12 | 16 | 8 | 0 | 0 | 81 | 17 |
| <i>Group Total</i> | | 11,758 | 10,658 | 12,233 | 10,846 | 10,284 | 10,557 | 8,829 | 10,737 |

NOTE: Figures may not correspond to previously published Data Reports due to corrected information received after publication.

Justice of the Peace Courts Court Case Activity by Fiscal Year

MARICOPA COUNTY, AGUA FRIA JUSTICE COURT, TERMINATIONS

| | | TERMINATIONS | | | | | | | Average |
|---------------------|--|--------------|-------|--------|--------|--------|--------|--------|---------|
| | | Fiscal Year | | | | | | | |
| | | 2014 | 2015 | 2016 | 2017 | 2018 | 2019 | 2020 | |
| Case Category | Case Type | | | | | | | | |
| <i>Civil</i> | <i>Forcible Detainer / Eviction Action</i> | 1,754 | 1,537 | 1,378 | 1,384 | 1,414 | 1,435 | 1,088 | 1,427 |
| | <i>Injunctions Against Harassment</i> | 86 | 98 | 91 | 147 | 132 | 101 | 69 | 103 |
| | <i>Orders of Protection</i> | 221 | 174 | 234 | 236 | 205 | 197 | 130 | 200 |
| | <i>Other Civil</i> | 2,780 | 2,055 | 2,597 | 2,437 | 3,009 | 3,705 | 3,426 | 2,859 |
| | <i>Small Claims</i> | 526 | 396 | 435 | 605 | 583 | 599 | 528 | 525 |
| <i>Felony</i> | <i>Total Felony</i> | 0 | 0 | 0 | 0 | 1 | 0 | 1 | 0 |
| <i>Misdemeanors</i> | <i>Criminal Failure to Appear</i> | 129 | 85 | 109 | 82 | 143 | 117 | 68 | 105 |
| | <i>DUI</i> | 245 | 211 | 415 | 327 | 270 | 246 | 350 | 295 |
| | <i>Other Criminal Traffic</i> | 2,013 | 1,585 | 2,042 | 1,566 | 761 | 824 | 809 | 1,371 |
| | <i>Other Misdemeanors</i> | 599 | 305 | 508 | 496 | 684 | 289 | 440 | 474 |
| | <i>Serious Criminal Traffic</i> | 52 | 54 | 58 | 51 | 60 | 58 | 70 | 58 |
| <i>Non-Criminal</i> | <i>Civil Traffic</i> | 5,096 | 3,427 | 4,589 | 3,904 | 4,376 | 4,789 | 5,160 | 4,477 |
| | <i>Non-Parking</i> | 0 | 1 | 0 | 0 | 1 | 0 | 2 | 1 |
| | <i>Parking</i> | 6 | 11 | 19 | 6 | 0 | 0 | 26 | 10 |
| <i>Group Total</i> | | 13,507 | 9,939 | 12,475 | 11,241 | 11,639 | 12,360 | 12,167 | 11,905 |

NOTE: Figures may not correspond to previously published Data Reports due to corrected information received after publication.

Justice of the Peace Courts Court Case Activity by Fiscal Year

MARICOPA COUNTY, ARCADIA BILTMORE JUSTICE COURT, F I L I N G S

| | | F I L I N G S | | | | | | | Average |
|---------------|-------------------------------------|---------------|-------|-------|-------|--------|--------|-------|---------|
| | | Fiscal Year | | | | | | | |
| | | 2014 | 2015 | 2016 | 2017 | 2018 | 2019 | 2020 | |
| Case Category | Case Type | | | | | | | | |
| Civil | Forcible Detainer / Eviction Action | 3,183 | 3,091 | 2,926 | 3,010 | 4,040 | 4,555 | 3,870 | 3,525 |
| | Injunctions Against Harassment | 83 | 66 | 103 | 64 | 96 | 70 | 74 | 79 |
| | Orders of Protection | 80 | 82 | 77 | 62 | 94 | 78 | 115 | 84 |
| | Other Civil | 2,251 | 2,199 | 2,193 | 2,276 | 2,691 | 2,847 | 2,697 | 2,450 |
| | Small Claims | 842 | 827 | 895 | 932 | 772 | 606 | 707 | 797 |
| Felony | Total Felony | 0 | 0 | 0 | 0 | 1 | 0 | 1 | 0 |
| Misdemeanors | Criminal Failure to Appear | 0 | 5 | 60 | 43 | 117 | 37 | 1 | 38 |
| | DUI | 134 | 171 | 167 | 118 | 139 | 83 | 105 | 131 |
| | Other Criminal Traffic | 422 | 431 | 548 | 414 | 264 | 152 | 107 | 334 |
| | Other Misdemeanors | 139 | 136 | 119 | 109 | 156 | 106 | 74 | 120 |
| | Serious Criminal Traffic | 23 | 24 | 15 | 13 | 33 | 21 | 11 | 20 |
| Non-Criminal | Civil Traffic | 1,460 | 1,656 | 1,612 | 1,567 | 2,139 | 2,184 | 1,795 | 1,773 |
| | Non-Parking | 3 | 2 | 1 | 2 | 0 | 0 | 0 | 1 |
| | Parking | 2 | 2 | 2 | 1 | 0 | 0 | 0 | 1 |
| Group Total | | 8,622 | 8,692 | 8,718 | 8,611 | 10,542 | 10,739 | 9,557 | 9,353 |

NOTE: Figures may not correspond to previously published Data Reports due to corrected information received after publication.

Justice of the Peace Courts Court Case Activity by Fiscal Year

MARICOPA COUNTY, ARCADIA BILTMORE JUSTICE COURT, TERMINATIONS

| | | TERMINATIONS | | | | | | | Average |
|--------------------|--|--------------|-------|-------|-------|--------|--------|-------|---------|
| | | Fiscal Year | | | | | | | |
| | | 2014 | 2015 | 2016 | 2017 | 2018 | 2019 | 2020 | |
| Case Category | Case Type | | | | | | | | |
| Civil | <i>Forcible Detainer / Eviction Action</i> | 3,200 | 3,083 | 2,927 | 3,015 | 4,033 | 4,557 | 3,932 | 3,535 |
| | <i>Injunctions Against Harassment</i> | 83 | 66 | 103 | 64 | 93 | 67 | 70 | 78 |
| | <i>Orders of Protection</i> | 80 | 82 | 77 | 62 | 92 | 75 | 114 | 83 |
| | <i>Other Civil</i> | 2,164 | 2,175 | 2,096 | 2,649 | 2,630 | 3,073 | 2,798 | 2,512 |
| | <i>Small Claims</i> | 775 | 742 | 976 | 877 | 930 | 789 | 652 | 820 |
| Felony | <i>Total Felony</i> | 0 | 0 | 0 | 0 | 0 | 1 | 1 | 0 |
| Misdemeanors | <i>Criminal Failure to Appear</i> | 38 | 6 | 24 | 33 | 46 | 38 | 18 | 29 |
| | <i>DUI</i> | 179 | 125 | 164 | 137 | 106 | 154 | 66 | 133 |
| | <i>Other Criminal Traffic</i> | 448 | 458 | 463 | 444 | 219 | 193 | 133 | 337 |
| | <i>Other Misdemeanors</i> | 300 | 99 | 70 | 78 | 104 | 161 | 76 | 127 |
| | <i>Serious Criminal Traffic</i> | 23 | 19 | 17 | 12 | 24 | 20 | 15 | 19 |
| Non-Criminal | <i>Civil Traffic</i> | 1,520 | 1,464 | 1,550 | 1,364 | 2,148 | 2,413 | 2,103 | 1,795 |
| | <i>Non-Parking</i> | 3 | 2 | 1 | 2 | 0 | 0 | 0 | 1 |
| | <i>Parking</i> | 2 | 0 | 2 | 1 | 0 | 0 | 1 | 1 |
| Group Total | | 8,815 | 8,321 | 8,470 | 8,738 | 10,425 | 11,541 | 9,979 | 9,470 |

NOTE: Figures may not correspond to previously published Data Reports due to corrected information received after publication.

Justice of the Peace Courts Court Case Activity by Fiscal Year

MARICOPA COUNTY, ARROWHEAD JUSTICE COURT, FILINGS

| | | FILINGS | | | | | | | Average |
|---------------|-------------------------------------|-------------|--------|--------|--------|--------|--------|--------|---------|
| | | Fiscal Year | | | | | | | |
| | | 2014 | 2015 | 2016 | 2017 | 2018 | 2019 | 2020 | |
| Case Category | Case Type | | | | | | | | |
| Civil | Forcible Detainer / Eviction Action | 1,040 | 1,083 | 1,051 | 1,043 | 1,114 | 1,037 | 994 | 1,052 |
| | Injunctions Against Harassment | 113 | 109 | 102 | 105 | 107 | 99 | 98 | 105 |
| | Orders of Protection | 173 | 177 | 194 | 187 | 161 | 226 | 174 | 185 |
| | Other Civil | 2,563 | 2,665 | 2,286 | 2,351 | 3,067 | 2,950 | 2,803 | 2,669 |
| | Small Claims | 390 | 313 | 296 | 383 | 281 | 345 | 312 | 331 |
| Felony | Total Felony | 0 | 0 | 0 | 0 | 1 | 0 | 1 | 0 |
| Misdemeanors | Criminal Failure to Appear | 129 | 49 | 19 | 2 | 312 | 120 | 104 | 105 |
| | DUI | 418 | 393 | 421 | 343 | 326 | 282 | 334 | 360 |
| | Other Criminal Traffic | 1,641 | 1,226 | 1,483 | 1,557 | 659 | 473 | 348 | 1,055 |
| | Other Misdemeanors | 448 | 409 | 310 | 580 | 515 | 380 | 359 | 429 |
| | Serious Criminal Traffic | 75 | 66 | 56 | 67 | 90 | 52 | 46 | 65 |
| Non-Criminal | Civil Traffic | 6,096 | 5,897 | 6,925 | 7,729 | 7,016 | 6,236 | 6,165 | 6,581 |
| | Non-Parking | 0 | 0 | 0 | 0 | 0 | 0 | 0 | 0 |
| | Parking | 29 | 8 | 10 | 3 | 0 | 0 | 5 | 8 |
| Group Total | | 13,115 | 12,395 | 13,153 | 14,350 | 13,649 | 12,200 | 11,743 | 12,945 |

NOTE: Figures may not correspond to previously published Data Reports due to corrected information received after publication.

Justice of the Peace Courts Court Case Activity by Fiscal Year

MARICOPA COUNTY, ARROWHEAD JUSTICE COURT, TERMINATIONS

| | | TERMINATIONS | | | | | | | Average |
|--------------------|--|--------------|--------|--------|--------|--------|--------|--------|---------|
| | | Fiscal Year | | | | | | | |
| | | 2014 | 2015 | 2016 | 2017 | 2018 | 2019 | 2020 | |
| Case Category | Case Type | | | | | | | | |
| Civil | <i>Forcible Detainer / Eviction Action</i> | 1,036 | 1,044 | 1,084 | 1,049 | 1,109 | 1,038 | 1,010 | 1,053 |
| | <i>Injunctions Against Harassment</i> | 113 | 109 | 102 | 105 | 98 | 96 | 93 | 102 |
| | <i>Orders of Protection</i> | 173 | 177 | 194 | 187 | 155 | 226 | 179 | 184 |
| | <i>Other Civil</i> | 2,497 | 2,433 | 2,672 | 2,286 | 2,988 | 3,459 | 3,107 | 2,778 |
| | <i>Small Claims</i> | 383 | 319 | 305 | 372 | 315 | 341 | 386 | 346 |
| Felony | <i>Total Felony</i> | 0 | 0 | 0 | 0 | 1 | 0 | 1 | 0 |
| Misdemeanors | <i>Criminal Failure to Appear</i> | 131 | 89 | 35 | 8 | 194 | 162 | 151 | 110 |
| | <i>DUI</i> | 352 | 355 | 405 | 360 | 397 | 283 | 225 | 340 |
| | <i>Other Criminal Traffic</i> | 1,529 | 1,315 | 1,235 | 1,503 | 746 | 646 | 456 | 1,061 |
| | <i>Other Misdemeanors</i> | 900 | 458 | 368 | 503 | 608 | 435 | 316 | 513 |
| | <i>Serious Criminal Traffic</i> | 66 | 65 | 46 | 66 | 68 | 60 | 43 | 59 |
| Non-Criminal | <i>Civil Traffic</i> | 6,072 | 5,098 | 5,819 | 6,884 | 7,902 | 7,236 | 7,469 | 6,640 |
| | <i>Non-Parking</i> | 1 | 0 | 0 | 0 | 0 | 0 | 0 | 0 |
| | <i>Parking</i> | 1 | 4 | 2 | 8 | 0 | 0 | 8 | 3 |
| Group Total | | 13,254 | 11,466 | 12,267 | 13,331 | 14,581 | 13,982 | 13,444 | 13,189 |

NOTE: Figures may not correspond to previously published Data Reports due to corrected information received after publication.

Justice of the Peace Courts Court Case Activity by Fiscal Year

MARICOPA COUNTY, COUNTRY MEADOWS JUSTICE COURT, F I L I N G S

| | | F I L I N G S | | | | | | | Average |
|--------------------|--|---------------|--------|--------|--------|--------|--------|--------|---------|
| | | Fiscal Year | | | | | | | |
| | | 2014 | 2015 | 2016 | 2017 | 2018 | 2019 | 2020 | |
| Case Category | Case Type | | | | | | | | |
| Civil | <i>Forcible Detainer / Eviction Action</i> | 4,792 | 4,611 | 4,686 | 4,722 | 5,122 | 5,313 | 4,666 | 4,845 |
| | <i>Injunctions Against Harassment</i> | 8 | 5 | 7 | 55 | 93 | 123 | 85 | 54 |
| | <i>Orders of Protection</i> | 7 | 12 | 13 | 89 | 168 | 214 | 204 | 101 |
| | <i>Other Civil</i> | 3,164 | 3,036 | 3,457 | 3,420 | 4,645 | 4,727 | 4,163 | 3,802 |
| | <i>Small Claims</i> | 408 | 783 | 567 | 636 | 519 | 537 | 410 | 551 |
| Felony | <i>Total Felony</i> | 0 | 0 | 0 | 0 | 0 | 2 | 4 | 1 |
| Misdemeanors | <i>Criminal Failure to Appear</i> | 84 | 146 | 119 | 241 | 440 | 213 | 136 | 197 |
| | <i>DUI</i> | 297 | 396 | 438 | 475 | 448 | 477 | 478 | 430 |
| | <i>Other Criminal Traffic</i> | 1,246 | 1,203 | 1,432 | 1,501 | 672 | 538 | 467 | 1,008 |
| | <i>Other Misdemeanors</i> | 411 | 424 | 460 | 489 | 501 | 499 | 467 | 464 |
| | <i>Serious Criminal Traffic</i> | 68 | 43 | 56 | 189 | 101 | 96 | 96 | 93 |
| Non-Criminal | <i>Civil Traffic</i> | 3,665 | 3,647 | 4,728 | 5,398 | 4,918 | 5,304 | 5,567 | 4,747 |
| | <i>Non-Parking</i> | 2 | 1 | 5 | 4 | 0 | 0 | 0 | 2 |
| | <i>Parking</i> | 1 | 5 | 11 | 7 | 0 | 0 | 7 | 4 |
| Group Total | | 14,153 | 14,312 | 15,979 | 17,226 | 17,627 | 18,043 | 16,750 | 16,299 |

NOTE: Figures may not correspond to previously published Data Reports due to corrected information received after publication.

Justice of the Peace Courts Court Case Activity by Fiscal Year

MARICOPA COUNTY, COUNTRY MEADOWS JUSTICE COURT, TERMINATIONS

| | | TERMINATIONS | | | | | | | Average |
|---------------|-------------------------------------|--------------|--------|--------|--------|--------|--------|--------|---------|
| | | Fiscal Year | | | | | | | |
| | | 2014 | 2015 | 2016 | 2017 | 2018 | 2019 | 2020 | |
| Case Category | Case Type | | | | | | | | |
| Civil | Forcible Detainer / Eviction Action | 4,686 | 4,762 | 4,750 | 4,706 | 5,158 | 5,305 | 4,693 | 4,866 |
| | Injunctions Against Harassment | 8 | 5 | 7 | 55 | 89 | 122 | 82 | 53 |
| | Orders of Protection | 7 | 12 | 13 | 89 | 148 | 213 | 201 | 98 |
| | Other Civil | 2,638 | 2,499 | 3,114 | 4,082 | 4,151 | 5,117 | 3,854 | 3,637 |
| | Small Claims | 322 | 583 | 520 | 643 | 777 | 572 | 403 | 546 |
| Felony | Total Felony | 0 | 0 | 0 | 0 | 0 | 1 | 5 | 1 |
| Misdemeanors | Criminal Failure to Appear | 31 | 105 | 88 | 124 | 166 | 182 | 145 | 120 |
| | DUI | 216 | 341 | 360 | 358 | 358 | 457 | 389 | 354 |
| | Other Criminal Traffic | 1,275 | 1,119 | 1,258 | 1,257 | 667 | 573 | 425 | 939 |
| | Other Misdemeanors | 372 | 265 | 290 | 351 | 403 | 422 | 380 | 355 |
| | Serious Criminal Traffic | 61 | 36 | 55 | 169 | 71 | 91 | 82 | 81 |
| Non-Criminal | Civil Traffic | 3,778 | 3,298 | 4,030 | 5,062 | 5,539 | 5,653 | 5,645 | 4,715 |
| | Non-Parking | 1 | 2 | 5 | 3 | 0 | 0 | 0 | 2 |
| | Parking | 1 | 1 | 11 | 8 | 0 | 0 | 8 | 4 |
| Group Total | | 13,396 | 13,028 | 14,501 | 16,907 | 17,527 | 18,708 | 16,312 | 15,771 |

NOTE: Figures may not correspond to previously published Data Reports due to corrected information received after publication.

Justice of the Peace Courts Court Case Activity by Fiscal Year

MARICOPA COUNTY, DESERT RIDGE JUSTICE COURT, F I L I N G S

| | | F I L I N G S | | | | | | | Average |
|---------------|-------------------------------------|---------------|--------|--------|--------|--------|--------|--------|---------|
| | | Fiscal Year | | | | | | | |
| | | 2014 | 2015 | 2016 | 2017 | 2018 | 2019 | 2020 | |
| Case Category | Case Type | | | | | | | | |
| Civil | Forcible Detainer / Eviction Action | 1,744 | 1,589 | 1,695 | 1,698 | 1,925 | 1,979 | 1,670 | 1,757 |
| | Injunctions Against Harassment | 145 | 171 | 147 | 171 | 149 | 125 | 162 | 153 |
| | Orders of Protection | 197 | 234 | 248 | 227 | 227 | 206 | 233 | 225 |
| | Other Civil | 2,243 | 2,095 | 1,994 | 2,206 | 2,742 | 2,763 | 2,626 | 2,382 |
| | Small Claims | 532 | 487 | 468 | 397 | 300 | 584 | 417 | 455 |
| Felony | Total Felony | 0 | 0 | 0 | 0 | 1 | 0 | 0 | 0 |
| Misdemeanors | Criminal Failure to Appear | 0 | 18 | 21 | 7 | 235 | 87 | 50 | 60 |
| | DUI | 463 | 224 | 330 | 306 | 319 | 386 | 316 | 335 |
| | Other Criminal Traffic | 1,739 | 1,557 | 1,602 | 1,253 | 806 | 544 | 477 | 1,140 |
| | Other Misdemeanors | 721 | 642 | 717 | 692 | 691 | 589 | 558 | 659 |
| | Serious Criminal Traffic | 74 | 64 | 46 | 37 | 62 | 70 | 64 | 60 |
| Non-Criminal | Civil Traffic | 7,333 | 7,374 | 7,199 | 6,876 | 7,670 | 7,815 | 7,638 | 7,415 |
| | Non-Parking | 4 | 5 | 1 | 1 | 0 | 0 | 0 | 2 |
| | Parking | 17 | 9 | 7 | 8 | 0 | 0 | 16 | 8 |
| Group Total | | 15,212 | 14,469 | 14,475 | 13,879 | 15,127 | 15,148 | 14,227 | 14,651 |

NOTE: Figures may not correspond to previously published Data Reports due to corrected information received after publication.

Justice of the Peace Courts Court Case Activity by Fiscal Year

MARICOPA COUNTY, DESERT RIDGE JUSTICE COURT, TERMINATIONS

| | | TERMINATIONS | | | | | | | Average |
|---------------|-------------------------------------|--------------|--------|--------|--------|--------|--------|--------|---------|
| | | Fiscal Year | | | | | | | |
| | | 2014 | 2015 | 2016 | 2017 | 2018 | 2019 | 2020 | |
| Case Category | Case Type | | | | | | | | |
| Civil | Forcible Detainer / Eviction Action | 1,740 | 1,591 | 1,691 | 1,689 | 1,937 | 1,989 | 1,663 | 1,757 |
| | Injunctions Against Harassment | 145 | 171 | 147 | 171 | 147 | 122 | 156 | 151 |
| | Orders of Protection | 197 | 234 | 248 | 227 | 216 | 196 | 227 | 221 |
| | Other Civil | 2,072 | 2,163 | 2,270 | 1,869 | 2,503 | 3,221 | 2,742 | 2,405 |
| | Small Claims | 450 | 532 | 414 | 391 | 387 | 605 | 464 | 463 |
| Felony | Total Felony | 0 | 0 | 0 | 0 | 1 | 0 | 0 | 0 |
| Misdemeanors | Criminal Failure to Appear | 4 | 7 | 20 | 6 | 96 | 81 | 71 | 41 |
| | DUI | 408 | 250 | 255 | 295 | 284 | 353 | 263 | 301 |
| | Other Criminal Traffic | 1,772 | 1,399 | 1,530 | 1,188 | 714 | 642 | 411 | 1,094 |
| | Other Misdemeanors | 588 | 593 | 663 | 545 | 664 | 503 | 478 | 576 |
| | Serious Criminal Traffic | 63 | 55 | 46 | 32 | 43 | 60 | 46 | 49 |
| Non-Criminal | Civil Traffic | 7,278 | 6,524 | 6,651 | 6,107 | 7,873 | 8,161 | 8,002 | 7,228 |
| | Non-Parking | 4 | 5 | 1 | 0 | 0 | 0 | 0 | 1 |
| | Parking | 17 | 10 | 7 | 4 | 0 | 0 | 15 | 8 |
| Group Total | | 14,738 | 13,534 | 13,943 | 12,524 | 14,865 | 15,933 | 14,538 | 14,295 |

NOTE: Figures may not correspond to previously published Data Reports due to corrected information received after publication.

Justice of the Peace Courts Court Case Activity by Fiscal Year

MARICOPA COUNTY, DOWNTOWN JUSTICE COURT, F I L I N G S

| | | F I L I N G S | | | | | | | Average |
|---------------|-------------------------------------|---------------|--------|--------|--------|--------|--------|--------|---------|
| | | Fiscal Year | | | | | | | |
| | | 2014 | 2015 | 2016 | 2017 | 2018 | 2019 | 2020 | |
| Case Category | Case Type | | | | | | | | |
| Civil | Forcible Detainer / Eviction Action | 2,105 | 2,188 | 2,222 | 2,303 | 2,398 | 2,360 | 2,046 | 2,232 |
| | Injunctions Against Harassment | 70 | 53 | 49 | 55 | 68 | 48 | 43 | 55 |
| | Orders of Protection | 74 | 54 | 75 | 67 | 84 | 56 | 71 | 69 |
| | Other Civil | 1,854 | 1,794 | 1,749 | 1,805 | 2,401 | 2,496 | 2,187 | 2,041 |
| | Small Claims | 175 | 267 | 383 | 224 | 219 | 321 | 303 | 270 |
| Felony | Total Felony | 0 | 0 | 0 | 0 | 0 | 3 | 0 | 0 |
| Misdemeanors | Criminal Failure to Appear | 0 | 2 | 0 | 24 | 1,433 | 710 | 291 | 351 |
| | DUI | 382 | 325 | 458 | 462 | 494 | 441 | 493 | 436 |
| | Other Criminal Traffic | 1,498 | 1,768 | 1,978 | 2,419 | 1,609 | 982 | 599 | 1,550 |
| | Other Misdemeanors | 618 | 642 | 530 | 952 | 970 | 849 | 573 | 733 |
| | Serious Criminal Traffic | 50 | 70 | 70 | 92 | 79 | 70 | 69 | 71 |
| Non-Criminal | Civil Traffic | 5,764 | 6,756 | 7,924 | 8,408 | 11,133 | 10,386 | 8,587 | 8,423 |
| | Non-Parking | 1 | 4 | 2 | 1 | 0 | 0 | 0 | 1 |
| | Parking | 2 | 5 | 5 | 3 | 0 | 0 | 8 | 3 |
| Group Total | | 12,593 | 13,928 | 15,445 | 16,815 | 20,888 | 18,722 | 15,270 | 16,235 |

NOTE: Figures may not correspond to previously published Data Reports due to corrected information received after publication.

Justice of the Peace Courts Court Case Activity by Fiscal Year

MARICOPA COUNTY, DOWNTOWN JUSTICE COURT, TERMINATIONS

| | | TERMINATIONS | | | | | | | Average |
|--------------------|--|--------------|--------|--------|--------|--------|--------|--------|---------|
| | | Fiscal Year | | | | | | | |
| | | 2014 | 2015 | 2016 | 2017 | 2018 | 2019 | 2020 | |
| Case Category | Case Type | | | | | | | | |
| Civil | <i>Forcible Detainer / Eviction Action</i> | 2,102 | 2,174 | 2,230 | 2,275 | 2,436 | 2,361 | 2,058 | 2,234 |
| | <i>Injunctions Against Harassment</i> | 70 | 53 | 49 | 55 | 65 | 41 | 41 | 53 |
| | <i>Orders of Protection</i> | 74 | 54 | 80 | 67 | 76 | 53 | 67 | 67 |
| | <i>Other Civil</i> | 2,531 | 1,755 | 2,190 | 1,766 | 1,922 | 2,694 | 1,688 | 2,078 |
| | <i>Small Claims</i> | 160 | 234 | 349 | 316 | 152 | 335 | 270 | 259 |
| Felony | <i>Total Felony</i> | 0 | 0 | 0 | 0 | 0 | 0 | 3 | 0 |
| Misdemeanors | <i>Criminal Failure to Appear</i> | 33 | 13 | 17 | 12 | 411 | 556 | 345 | 198 |
| | <i>DUI</i> | 332 | 353 | 422 | 412 | 380 | 647 | 403 | 421 |
| | <i>Other Criminal Traffic</i> | 1,469 | 1,709 | 1,934 | 2,073 | 1,477 | 1,157 | 627 | 1,492 |
| | <i>Other Misdemeanors</i> | 854 | 662 | 505 | 708 | 623 | 923 | 487 | 680 |
| | <i>Serious Criminal Traffic</i> | 45 | 59 | 61 | 73 | 63 | 74 | 59 | 62 |
| Non-Criminal | <i>Civil Traffic</i> | 5,894 | 5,998 | 7,393 | 7,697 | 11,859 | 11,733 | 9,957 | 8,647 |
| | <i>Non-Parking</i> | 0 | 5 | 2 | 0 | 0 | 0 | 0 | 1 |
| | <i>Parking</i> | 3 | 1 | 9 | 4 | 0 | 0 | 8 | 4 |
| Group Total | | 13,567 | 13,070 | 15,241 | 15,458 | 19,464 | 20,574 | 16,013 | 16,196 |

NOTE: Figures may not correspond to previously published Data Reports due to corrected information received after publication.

Justice of the Peace Courts Court Case Activity by Fiscal Year

MARICOPA COUNTY, DREAMY DRAW JUSTICE COURT, F I L I N G S

| | | F I L I N G S | | | | | | | Average |
|---------------|-------------------------------------|---------------|-------|-------|-------|-------|-------|-------|---------|
| | | Fiscal Year | | | | | | | |
| | | 2014 | 2015 | 2016 | 2017 | 2018 | 2019 | 2020 | |
| Case Category | Case Type | | | | | | | | |
| Civil | Forcible Detainer / Eviction Action | 2,759 | 2,528 | 2,339 | 2,439 | 2,599 | 2,820 | 2,391 | 2,554 |
| | Injunctions Against Harassment | 127 | 185 | 138 | 158 | 179 | 168 | 134 | 156 |
| | Orders of Protection | 183 | 257 | 225 | 232 | 256 | 206 | 246 | 229 |
| | Other Civil | 2,543 | 2,368 | 2,259 | 2,477 | 2,888 | 2,816 | 2,491 | 2,549 |
| | Small Claims | 715 | 429 | 413 | 413 | 418 | 479 | 367 | 462 |
| Felony | Total Felony | 0 | 0 | 0 | 0 | 0 | 1 | 0 | 0 |
| Misdemeanors | Criminal Failure to Appear | 0 | 2 | 1 | 2 | 44 | 20 | 8 | 11 |
| | DUI | 94 | 43 | 66 | 51 | 102 | 87 | 65 | 73 |
| | Other Criminal Traffic | 465 | 515 | 400 | 398 | 180 | 134 | 137 | 318 |
| | Other Misdemeanors | 151 | 187 | 117 | 140 | 120 | 133 | 65 | 130 |
| | Serious Criminal Traffic | 23 | 23 | 15 | 13 | 16 | 8 | 21 | 17 |
| Non-Criminal | Civil Traffic | 1,925 | 1,977 | 1,712 | 2,073 | 2,018 | 1,929 | 1,939 | 1,939 |
| | Non-Parking | 3 | 0 | 0 | 0 | 0 | 0 | 0 | 0 |
| | Parking | 0 | 2 | 3 | 1 | 0 | 0 | 0 | 1 |
| Group Total | | 8,988 | 8,516 | 7,688 | 8,397 | 8,820 | 8,801 | 7,864 | 8,439 |

NOTE: Figures may not correspond to previously published Data Reports due to corrected information received after publication.

Justice of the Peace Courts Court Case Activity by Fiscal Year

MARICOPA COUNTY, DREAMY DRAW JUSTICE COURT, TERMINATIONS

| | | TERMINATIONS | | | | | | | Average |
|---------------|-------------------------------------|--------------|-------|-------|-------|-------|-------|-------|---------|
| | | Fiscal Year | | | | | | | |
| | | 2014 | 2015 | 2016 | 2017 | 2018 | 2019 | 2020 | |
| Case Category | Case Type | | | | | | | | |
| Civil | Forcible Detainer / Eviction Action | 2,775 | 2,519 | 2,335 | 2,428 | 2,592 | 2,835 | 2,413 | 2,557 |
| | Injunctions Against Harassment | 127 | 185 | 138 | 158 | 149 | 153 | 117 | 147 |
| | Orders of Protection | 183 | 257 | 225 | 232 | 233 | 185 | 216 | 219 |
| | Other Civil | 2,747 | 2,203 | 2,448 | 2,280 | 2,749 | 3,040 | 2,571 | 2,577 |
| | Small Claims | 653 | 510 | 476 | 474 | 415 | 516 | 427 | 496 |
| Felony | Total Felony | 0 | 0 | 0 | 0 | 0 | 0 | 1 | 0 |
| Misdemeanors | Criminal Failure to Appear | 25 | 6 | 7 | 6 | 30 | 19 | 21 | 16 |
| | DUI | 71 | 62 | 43 | 46 | 92 | 98 | 70 | 69 |
| | Other Criminal Traffic | 526 | 441 | 423 | 405 | 206 | 144 | 149 | 328 |
| | Other Misdemeanors | 412 | 80 | 102 | 106 | 123 | 170 | 76 | 153 |
| | Serious Criminal Traffic | 14 | 16 | 16 | 14 | 18 | 7 | 21 | 15 |
| Non-Criminal | Civil Traffic | 1,849 | 1,674 | 1,625 | 1,855 | 2,299 | 2,073 | 2,200 | 1,939 |
| | Non-Parking | 3 | 0 | 0 | 0 | 0 | 0 | 0 | 0 |
| | Parking | 0 | 2 | 2 | 1 | 0 | 0 | 1 | 1 |
| Group Total | | 9,385 | 7,955 | 7,840 | 8,005 | 8,906 | 9,240 | 8,283 | 8,517 |

NOTE: Figures may not correspond to previously published Data Reports due to corrected information received after publication.

Justice of the Peace Courts Court Case Activity by Fiscal Year

MARICOPA COUNTY, EAST MESA JUSTICE COURT, F I L I N G S

| | | F I L I N G S | | | | | | | Average |
|---------------------|--|---------------|--------|--------|-------|--------|--------|-------|---------|
| | | Fiscal Year | | | | | | | |
| | | 2014 | 2015 | 2016 | 2017 | 2018 | 2019 | 2020 | |
| Case Category | Case Type | | | | | | | | |
| <i>Civil</i> | <i>Forcible Detainer / Eviction Action</i> | 2,102 | 2,124 | 1,900 | 2,118 | 2,307 | 2,506 | 2,140 | 2,171 |
| | <i>Injunctions Against Harassment</i> | 121 | 98 | 102 | 76 | 59 | 56 | 51 | 80 |
| | <i>Orders of Protection</i> | 104 | 118 | 115 | 77 | 103 | 81 | 72 | 96 |
| | <i>Other Civil</i> | 2,604 | 2,388 | 2,347 | 2,463 | 3,171 | 3,159 | 2,905 | 2,719 |
| | <i>Small Claims</i> | 346 | 321 | 292 | 322 | 288 | 448 | 502 | 360 |
| <i>Felony</i> | <i>Total Felony</i> | 0 | 0 | 0 | 0 | 0 | 0 | 0 | 0 |
| <i>Misdemeanors</i> | <i>Criminal Failure to Appear</i> | 294 | 255 | 264 | 316 | 185 | 74 | 36 | 203 |
| | <i>DUI</i> | 252 | 185 | 193 | 164 | 154 | 185 | 143 | 182 |
| | <i>Other Criminal Traffic</i> | 1,171 | 1,100 | 1,064 | 990 | 486 | 425 | 305 | 792 |
| | <i>Other Misdemeanors</i> | 308 | 322 | 303 | 302 | 236 | 246 | 162 | 268 |
| | <i>Serious Criminal Traffic</i> | 37 | 31 | 41 | 38 | 35 | 26 | 24 | 33 |
| <i>Non-Criminal</i> | <i>Civil Traffic</i> | 3,524 | 3,783 | 3,601 | 2,888 | 3,481 | 3,354 | 3,008 | 3,377 |
| | <i>Non-Parking</i> | 4 | 0 | 0 | 0 | 0 | 0 | 0 | 1 |
| | <i>Parking</i> | 11 | 8 | 1 | 3 | 0 | 0 | 5 | 4 |
| <i>Group Total</i> | | 10,878 | 10,733 | 10,223 | 9,757 | 10,505 | 10,560 | 9,353 | 10,286 |

NOTE: Figures may not correspond to previously published Data Reports due to corrected information received after publication.

Justice of the Peace Courts Court Case Activity by Fiscal Year

MARICOPA COUNTY, EAST MESA JUSTICE COURT, TERMINATIONS

| | | TERMINATIONS | | | | | | | Average |
|---------------|-------------------------------------|--------------|--------|-------|-------|--------|--------|--------|---------|
| | | Fiscal Year | | | | | | | |
| | | 2014 | 2015 | 2016 | 2017 | 2018 | 2019 | 2020 | |
| Case Category | Case Type | | | | | | | | |
| Civil | Forcible Detainer / Eviction Action | 2,100 | 2,121 | 1,892 | 2,120 | 2,379 | 2,604 | 2,154 | 2,196 |
| | Injunctions Against Harassment | 121 | 98 | 102 | 76 | 55 | 46 | 47 | 78 |
| | Orders of Protection | 104 | 118 | 115 | 77 | 91 | 60 | 70 | 91 |
| | Other Civil | 2,378 | 2,308 | 2,613 | 2,348 | 3,016 | 3,539 | 3,045 | 2,749 |
| | Small Claims | 329 | 358 | 294 | 314 | 298 | 468 | 524 | 369 |
| Felony | Total Felony | 0 | 0 | 0 | 0 | 0 | 0 | 0 | 0 |
| Misdemeanors | Criminal Failure to Appear | 355 | 237 | 241 | 236 | 170 | 132 | 96 | 210 |
| | DUI | 257 | 198 | 155 | 218 | 206 | 230 | 101 | 195 |
| | Other Criminal Traffic | 1,182 | 1,048 | 973 | 1,047 | 729 | 537 | 371 | 841 |
| | Other Misdemeanors | 568 | 256 | 201 | 247 | 515 | 742 | 177 | 387 |
| | Serious Criminal Traffic | 42 | 35 | 59 | 33 | 34 | 30 | 24 | 37 |
| Non-Criminal | Civil Traffic | 3,580 | 3,220 | 3,259 | 2,757 | 4,608 | 4,029 | 3,614 | 3,581 |
| | Non-Parking | 4 | 1 | 0 | 0 | 0 | 0 | 0 | 1 |
| | Parking | 14 | 6 | 3 | 2 | 0 | 0 | 3 | 4 |
| Group Total | | 11,034 | 10,004 | 9,907 | 9,475 | 12,101 | 12,417 | 10,226 | 10,739 |

NOTE: Figures may not correspond to previously published Data Reports due to corrected information received after publication.

Justice of the Peace Courts Court Case Activity by Fiscal Year

MARICOPA COUNTY, ENCANTO JUSTICE COURT, F I L I N G S

| | | F I L I N G S | | | | | | | Average |
|---------------|-------------------------------------|---------------|--------|--------|--------|--------|--------|--------|---------|
| | | Fiscal Year | | | | | | | |
| | | 2014 | 2015 | 2016 | 2017 | 2018 | 2019 | 2020 | |
| Case Category | Case Type | | | | | | | | |
| Civil | Forcible Detainer / Eviction Action | 3,495 | 3,381 | 3,094 | 3,008 | 2,798 | 2,780 | 2,671 | 3,032 |
| | Injunctions Against Harassment | 54 | 52 | 39 | 43 | 48 | 62 | 37 | 48 |
| | Orders of Protection | 64 | 66 | 46 | 55 | 64 | 60 | 55 | 59 |
| | Other Civil | 1,576 | 1,714 | 1,429 | 1,686 | 1,970 | 1,914 | 1,843 | 1,733 |
| | Small Claims | 366 | 342 | 333 | 377 | 410 | 512 | 732 | 439 |
| Felony | Total Felony | 0 | 0 | 0 | 0 | 2 | 3 | 0 | 1 |
| Misdemeanors | Criminal Failure to Appear | 79 | 48 | 57 | 8 | 836 | 300 | 97 | 204 |
| | DUI | 323 | 321 | 353 | 449 | 663 | 648 | 459 | 459 |
| | Other Criminal Traffic | 1,766 | 2,232 | 2,311 | 2,902 | 1,419 | 897 | 471 | 1,714 |
| | Other Misdemeanors | 336 | 342 | 226 | 303 | 337 | 284 | 202 | 290 |
| | Serious Criminal Traffic | 80 | 47 | 45 | 51 | 131 | 105 | 65 | 75 |
| Non-Criminal | Civil Traffic | 5,590 | 6,654 | 6,776 | 7,100 | 9,700 | 9,074 | 6,551 | 7,349 |
| | Non-Parking | 4 | 1 | 5 | 1 | 0 | 0 | 0 | 2 |
| | Parking | 2 | 4 | 4 | 2 | 0 | 0 | 3 | 2 |
| Group Total | | 13,735 | 15,204 | 14,718 | 15,985 | 18,378 | 16,639 | 13,186 | 15,407 |

NOTE: Figures may not correspond to previously published Data Reports due to corrected information received after publication.

Justice of the Peace Courts Court Case Activity by Fiscal Year

MARICOPA COUNTY, ENCANTO JUSTICE COURT, TERMINATIONS

| | | TERMINATIONS | | | | | | | Average |
|---------------|-------------------------------------|--------------|--------|--------|--------|--------|--------|--------|---------|
| | | Fiscal Year | | | | | | | |
| | | 2014 | 2015 | 2016 | 2017 | 2018 | 2019 | 2020 | |
| Case Category | Case Type | | | | | | | | |
| Civil | Forcible Detainer / Eviction Action | 3,611 | 3,391 | 3,047 | 2,986 | 2,812 | 2,808 | 2,713 | 3,053 |
| | Injunctions Against Harassment | 54 | 52 | 39 | 43 | 44 | 48 | 25 | 44 |
| | Orders of Protection | 64 | 66 | 46 | 55 | 62 | 56 | 47 | 57 |
| | Other Civil | 2,016 | 2,177 | 1,750 | 1,318 | 1,973 | 2,144 | 2,148 | 1,932 |
| | Small Claims | 304 | 533 | 482 | 287 | 324 | 619 | 630 | 454 |
| Felony | Total Felony | 0 | 0 | 0 | 0 | 0 | 4 | 0 | 1 |
| Misdemeanors | Criminal Failure to Appear | 78 | 48 | 37 | 9 | 425 | 392 | 315 | 186 |
| | DUI | 266 | 229 | 255 | 348 | 491 | 664 | 465 | 388 |
| | Other Criminal Traffic | 1,789 | 1,878 | 2,106 | 2,428 | 1,370 | 1,283 | 896 | 1,679 |
| | Other Misdemeanors | 547 | 276 | 181 | 228 | 257 | 335 | 259 | 298 |
| | Serious Criminal Traffic | 56 | 49 | 54 | 47 | 85 | 102 | 68 | 66 |
| Non-Criminal | Civil Traffic | 5,612 | 5,965 | 6,261 | 6,526 | 10,533 | 10,668 | 8,918 | 7,783 |
| | Non-Parking | 3 | 1 | 5 | 1 | 0 | 0 | 0 | 1 |
| | Parking | 3 | 2 | 4 | 4 | 0 | 0 | 6 | 3 |
| Group Total | | 14,403 | 14,667 | 14,267 | 14,280 | 18,376 | 19,123 | 16,490 | 15,945 |

NOTE: Figures may not correspond to previously published Data Reports due to corrected information received after publication.

Justice of the Peace Courts Court Case Activity by Fiscal Year

MARICOPA COUNTY, HASSAYAMPA JUSTICE COURT, FILINGS

| | | FILINGS | | | | | | | Average |
|--------------------|-------------------------------------|---------------|---------------|---------------|---------------|---------------|---------------|---------------|---------------|
| | | Fiscal Year | | | | | | | |
| | | 2014 | 2015 | 2016 | 2017 | 2018 | 2019 | 2020 | |
| Case Category | Case Type | | | | | | | | |
| Civil | Forcible Detainer / Eviction Action | 1,265 | 1,334 | 1,270 | 1,257 | 1,209 | 1,348 | 1,255 | 1,277 |
| | Injunctions Against Harassment | 180 | 174 | 163 | 158 | 194 | 132 | 131 | 162 |
| | Orders of Protection | 270 | 264 | 230 | 293 | 301 | 298 | 315 | 282 |
| | Other Civil | 3,134 | 3,249 | 3,196 | 3,642 | 4,631 | 4,535 | 4,322 | 3,816 |
| | Small Claims | 485 | 422 | 541 | 424 | 419 | 422 | 368 | 440 |
| Felony | Total Felony | 0 | 0 | 0 | 0 | 2 | 0 | 1 | 0 |
| Misdemeanors | Criminal Failure to Appear | 47 | 23 | 18 | 99 | 281 | 76 | 96 | 91 |
| | DUI | 249 | 187 | 203 | 197 | 176 | 207 | 235 | 208 |
| | Other Criminal Traffic | 1,208 | 838 | 877 | 901 | 333 | 222 | 196 | 654 |
| | Other Misdemeanors | 1,471 | 1,134 | 1,178 | 1,099 | 789 | 777 | 1,101 | 1,078 |
| | Serious Criminal Traffic | 58 | 33 | 28 | 42 | 35 | 28 | 35 | 37 |
| Non-Criminal | Civil Traffic | 3,950 | 3,915 | 3,765 | 3,188 | 2,629 | 2,686 | 2,830 | 3,280 |
| | Non-Parking | 0 | 1 | 3 | 0 | 0 | 0 | 0 | 1 |
| | Parking | 99 | 77 | 85 | 16 | 0 | 0 | 12 | 41 |
| Group Total | | 12,416 | 11,651 | 11,557 | 11,316 | 10,999 | 10,731 | 10,897 | 11,367 |

NOTE: Figures may not correspond to previously published Data Reports due to corrected information received after publication.

Justice of the Peace Courts Court Case Activity by Fiscal Year

MARICOPA COUNTY, HASSAYAMPA JUSTICE COURT, TERMINATIONS

| | | TERMINATIONS | | | | | | | Average |
|---------------|-------------------------------------|--------------|--------|--------|--------|--------|--------|--------|---------|
| | | Fiscal Year | | | | | | | |
| | | 2014 | 2015 | 2016 | 2017 | 2018 | 2019 | 2020 | |
| Case Category | Case Type | | | | | | | | |
| Civil | Forcible Detainer / Eviction Action | 1,261 | 1,343 | 1,276 | 1,260 | 1,224 | 1,355 | 1,272 | 1,284 |
| | Injunctions Against Harassment | 180 | 174 | 163 | 158 | 192 | 133 | 131 | 162 |
| | Orders of Protection | 270 | 264 | 230 | 293 | 298 | 296 | 309 | 280 |
| | Other Civil | 3,156 | 3,090 | 3,454 | 3,407 | 4,314 | 5,143 | 4,521 | 3,869 |
| | Small Claims | 474 | 415 | 537 | 477 | 460 | 445 | 436 | 463 |
| Felony | Total Felony | 0 | 0 | 0 | 0 | 2 | 0 | 1 | 0 |
| Misdemeanors | Criminal Failure to Appear | 99 | 25 | 34 | 56 | 169 | 139 | 70 | 85 |
| | DUI | 242 | 247 | 205 | 193 | 195 | 214 | 192 | 213 |
| | Other Criminal Traffic | 1,302 | 966 | 900 | 873 | 408 | 290 | 208 | 707 |
| | Other Misdemeanors | 1,667 | 1,085 | 1,342 | 1,038 | 1,015 | 727 | 788 | 1,095 |
| | Serious Criminal Traffic | 37 | 27 | 30 | 35 | 35 | 31 | 31 | 32 |
| Non-Criminal | Civil Traffic | 4,375 | 3,470 | 3,634 | 2,986 | 3,160 | 2,906 | 3,233 | 3,395 |
| | Non-Parking | 1 | 1 | 3 | 0 | 2 | 0 | 1 | 1 |
| | Parking | 93 | 39 | 102 | 22 | 0 | 0 | 12 | 38 |
| Group Total | | 13,157 | 11,146 | 11,910 | 10,798 | 11,474 | 11,679 | 11,205 | 11,624 |

NOTE: Figures may not correspond to previously published Data Reports due to corrected information received after publication.

Justice of the Peace Courts Court Case Activity by Fiscal Year

MARICOPA COUNTY, HIGHLAND JUSTICE COURT, F I L I N G S

| | | F I L I N G S | | | | | | | Average |
|---------------------|--|---------------|-------|-------|-------|-------|-------|-------|---------|
| | | Fiscal Year | | | | | | | |
| | | 2014 | 2015 | 2016 | 2017 | 2018 | 2019 | 2020 | |
| Case Category | Case Type | | | | | | | | |
| <i>Civil</i> | <i>Forcible Detainer / Eviction Action</i> | 1,122 | 1,170 | 1,198 | 1,228 | 1,507 | 1,732 | 1,230 | 1,312 |
| | <i>Injunctions Against Harassment</i> | 36 | 22 | 15 | 16 | 12 | 5 | 5 | 16 |
| | <i>Orders of Protection</i> | 45 | 20 | 20 | 18 | 19 | 15 | 16 | 22 |
| | <i>Other Civil</i> | 3,213 | 3,026 | 3,191 | 3,635 | 4,403 | 4,556 | 3,456 | 3,640 |
| | <i>Small Claims</i> | 488 | 567 | 678 | 487 | 412 | 389 | 297 | 474 |
| <i>Felony</i> | <i>Total Felony</i> | 0 | 0 | 0 | 0 | 0 | 0 | 0 | 0 |
| <i>Misdemeanors</i> | <i>Criminal Failure to Appear</i> | 0 | 0 | 3 | 6 | 99 | 37 | 27 | 25 |
| | <i>DUI</i> | 184 | 176 | 173 | 149 | 150 | 105 | 101 | 148 |
| | <i>Other Criminal Traffic</i> | 656 | 835 | 721 | 611 | 316 | 219 | 117 | 496 |
| | <i>Other Misdemeanors</i> | 223 | 342 | 201 | 201 | 308 | 151 | 91 | 217 |
| | <i>Serious Criminal Traffic</i> | 31 | 31 | 37 | 25 | 33 | 22 | 16 | 28 |
| <i>Non-Criminal</i> | <i>Civil Traffic</i> | 1,981 | 2,211 | 1,859 | 1,665 | 1,944 | 1,942 | 1,441 | 1,863 |
| | <i>Non-Parking</i> | 1 | 1 | 2 | 1 | 0 | 0 | 0 | 1 |
| | <i>Parking</i> | 1 | 1 | 1 | 0 | 0 | 0 | 3 | 1 |
| <i>Group Total</i> | | 7,981 | 8,402 | 8,099 | 8,042 | 9,203 | 9,173 | 6,800 | 8,243 |

NOTE: Figures may not correspond to previously published Data Reports due to corrected information received after publication.

Justice of the Peace Courts Court Case Activity by Fiscal Year

MARICOPA COUNTY, HIGHLAND JUSTICE COURT, TERMINATIONS

| | | TERMINATIONS | | | | | | | Average |
|---------------------|--|--------------|-------|-------|-------|-------|--------|-------|---------|
| | | Fiscal Year | | | | | | | |
| | | 2014 | 2015 | 2016 | 2017 | 2018 | 2019 | 2020 | |
| Case Category | Case Type | | | | | | | | |
| <i>Civil</i> | <i>Forcible Detainer / Eviction Action</i> | 1,121 | 1,140 | 1,223 | 1,214 | 1,534 | 1,745 | 1,242 | 1,317 |
| | <i>Injunctions Against Harassment</i> | 36 | 22 | 15 | 16 | 14 | 5 | 5 | 16 |
| | <i>Orders of Protection</i> | 45 | 20 | 20 | 18 | 19 | 15 | 16 | 22 |
| | <i>Other Civil</i> | 3,254 | 2,763 | 3,438 | 3,429 | 4,246 | 5,080 | 4,006 | 3,746 |
| | <i>Small Claims</i> | 522 | 502 | 710 | 550 | 454 | 430 | 328 | 499 |
| <i>Felony</i> | <i>Total Felony</i> | 0 | 0 | 0 | 0 | 0 | 0 | 0 | 0 |
| <i>Misdemeanors</i> | <i>Criminal Failure to Appear</i> | 2 | 1 | 3 | 2 | 57 | 65 | 41 | 24 |
| | <i>DUI</i> | 203 | 155 | 160 | 175 | 149 | 91 | 98 | 147 |
| | <i>Other Criminal Traffic</i> | 746 | 765 | 699 | 591 | 324 | 266 | 161 | 507 |
| | <i>Other Misdemeanors</i> | 259 | 324 | 233 | 203 | 285 | 191 | 72 | 224 |
| | <i>Serious Criminal Traffic</i> | 25 | 25 | 28 | 24 | 23 | 18 | 23 | 24 |
| <i>Non-Criminal</i> | <i>Civil Traffic</i> | 1,934 | 2,100 | 1,809 | 1,605 | 2,051 | 2,183 | 1,702 | 1,912 |
| | <i>Non-Parking</i> | 1 | 1 | 2 | 1 | 0 | 0 | 0 | 1 |
| | <i>Parking</i> | 1 | 1 | 1 | 0 | 0 | 0 | 3 | 1 |
| <i>Group Total</i> | | 8,149 | 7,819 | 8,341 | 7,828 | 9,156 | 10,089 | 7,697 | 8,440 |

NOTE: Figures may not correspond to previously published Data Reports due to corrected information received after publication.

Justice of the Peace Courts Court Case Activity by Fiscal Year

MARICOPA COUNTY, IRONWOOD JUSTICE COURT, F I L I N G S

| | | F I L I N G S | | | | | | | Average |
|---------------------|--|---------------|-------|-------|-------|-------|-------|-------|---------|
| | | Fiscal Year | | | | | | | |
| | | 2014 | 2015 | 2016 | 2017 | 2018 | 2019 | 2020 | |
| Case Category | Case Type | | | | | | | | |
| <i>Civil</i> | <i>Forcible Detainer / Eviction Action</i> | 22 | 27 | 38 | 36 | 24 | 22 | 27 | 28 |
| | <i>Injunctions Against Harassment</i> | 27 | 33 | 40 | 19 | 14 | 20 | 14 | 24 |
| | <i>Orders of Protection</i> | 6 | 20 | 17 | 8 | 19 | 13 | 17 | 14 |
| | <i>Other Civil</i> | 152 | 143 | 176 | 151 | 244 | 206 | 199 | 182 |
| | <i>Small Claims</i> | 4 | 4 | 10 | 8 | 11 | 7 | 7 | 7 |
| <i>Felony</i> | <i>Total Felony</i> | 0 | 0 | 0 | 0 | 0 | 0 | 1 | 0 |
| <i>Misdemeanors</i> | <i>Criminal Failure to Appear</i> | 0 | 3 | 16 | 13 | 296 | 136 | 53 | 74 |
| | <i>DUI</i> | 56 | 59 | 47 | 41 | 63 | 68 | 47 | 54 |
| | <i>Other Criminal Traffic</i> | 1,313 | 913 | 1,140 | 1,551 | 1,007 | 862 | 408 | 1,028 |
| | <i>Other Misdemeanors</i> | 152 | 140 | 171 | 178 | 194 | 210 | 117 | 166 |
| | <i>Serious Criminal Traffic</i> | 6 | 12 | 8 | 7 | 11 | 5 | 8 | 8 |
| <i>Non-Criminal</i> | <i>Civil Traffic</i> | 3,733 | 3,110 | 4,174 | 4,874 | 5,651 | 5,751 | 3,209 | 4,357 |
| | <i>Non-Parking</i> | 3 | 0 | 0 | 0 | 0 | 0 | 0 | 0 |
| | <i>Parking</i> | 7 | 5 | 6 | 3 | 0 | 0 | 7 | 4 |
| <i>Group Total</i> | | 5,481 | 4,469 | 5,843 | 6,889 | 7,534 | 7,300 | 4,114 | 5,946 |

NOTE: Figures may not correspond to previously published Data Reports due to corrected information received after publication.

Justice of the Peace Courts Court Case Activity by Fiscal Year

MARICOPA COUNTY, IRONWOOD JUSTICE COURT, TERMINATIONS

| | | TERMINATIONS | | | | | | | Average |
|---------------------|--|--------------|-------|-------|-------|-------|-------|-------|---------|
| | | Fiscal Year | | | | | | | |
| | | 2014 | 2015 | 2016 | 2017 | 2018 | 2019 | 2020 | |
| Case Category | Case Type | | | | | | | | |
| <i>Civil</i> | <i>Forcible Detainer / Eviction Action</i> | 22 | 26 | 39 | 36 | 23 | 23 | 26 | 28 |
| | <i>Injunctions Against Harassment</i> | 27 | 33 | 40 | 19 | 14 | 20 | 13 | 24 |
| | <i>Orders of Protection</i> | 6 | 20 | 17 | 8 | 19 | 13 | 17 | 14 |
| | <i>Other Civil</i> | 108 | 158 | 176 | 134 | 198 | 254 | 195 | 174 |
| | <i>Small Claims</i> | 5 | 3 | 10 | 9 | 10 | 5 | 8 | 7 |
| <i>Felony</i> | <i>Total Felony</i> | 0 | 0 | 0 | 0 | 0 | 0 | 0 | 0 |
| <i>Misdemeanors</i> | <i>Criminal Failure to Appear</i> | 9 | 5 | 9 | 11 | 163 | 131 | 113 | 63 |
| | <i>DUI</i> | 126 | 46 | 44 | 76 | 55 | 75 | 48 | 67 |
| | <i>Other Criminal Traffic</i> | 1,239 | 909 | 1,133 | 1,477 | 1,122 | 913 | 581 | 1,053 |
| | <i>Other Misdemeanors</i> | 82 | 130 | 147 | 182 | 183 | 179 | 122 | 146 |
| | <i>Serious Criminal Traffic</i> | 4 | 10 | 7 | 7 | 9 | 6 | 5 | 7 |
| <i>Non-Criminal</i> | <i>Civil Traffic</i> | 3,595 | 3,004 | 3,699 | 3,901 | 5,976 | 6,109 | 4,113 | 4,342 |
| | <i>Non-Parking</i> | 2 | 1 | 0 | 0 | 0 | 0 | 0 | 0 |
| | <i>Parking</i> | 5 | 4 | 4 | 4 | 0 | 0 | 9 | 4 |
| <i>Group Total</i> | | 5,230 | 4,349 | 5,325 | 5,864 | 7,772 | 7,728 | 5,250 | 5,929 |

NOTE: Figures may not correspond to previously published Data Reports due to corrected information received after publication.

Justice of the Peace Courts Court Case Activity by Fiscal Year

MARICOPA COUNTY, KYRENE JUSTICE COURT, F I L I N G S

| | | F I L I N G S | | | | | | | Average |
|---------------|-------------------------------------|---------------|--------|--------|--------|--------|--------|--------|---------|
| | | Fiscal Year | | | | | | | |
| | | 2014 | 2015 | 2016 | 2017 | 2018 | 2019 | 2020 | |
| Case Category | Case Type | | | | | | | | |
| Civil | Forcible Detainer / Eviction Action | 2,954 | 2,995 | 3,048 | 3,300 | 3,630 | 3,986 | 3,425 | 3,334 |
| | Injunctions Against Harassment | 31 | 19 | 25 | 11 | 15 | 21 | 18 | 20 |
| | Orders of Protection | 20 | 18 | 24 | 9 | 16 | 23 | 20 | 19 |
| | Other Civil | 2,276 | 2,172 | 2,354 | 2,431 | 3,083 | 3,093 | 2,704 | 2,588 |
| | Small Claims | 402 | 301 | 289 | 380 | 308 | 564 | 445 | 384 |
| Felony | Total Felony | 0 | 0 | 0 | 0 | 0 | 3 | 1 | 1 |
| Misdemeanors | Criminal Failure to Appear | 20 | 16 | 14 | 120 | 483 | 221 | 82 | 137 |
| | DUI | 578 | 553 | 469 | 390 | 394 | 477 | 304 | 452 |
| | Other Criminal Traffic | 2,507 | 2,084 | 2,249 | 1,777 | 865 | 612 | 488 | 1,512 |
| | Other Misdemeanors | 501 | 394 | 330 | 350 | 322 | 407 | 248 | 365 |
| | Serious Criminal Traffic | 70 | 101 | 76 | 65 | 61 | 68 | 78 | 74 |
| Non-Criminal | Civil Traffic | 7,256 | 5,927 | 7,353 | 5,826 | 8,088 | 7,768 | 5,891 | 6,873 |
| | Non-Parking | 4 | 2 | 1 | 0 | 0 | 0 | 0 | 1 |
| | Parking | 5 | 2 | 14 | 5 | 0 | 0 | 8 | 5 |
| Group Total | | 16,624 | 14,584 | 16,246 | 14,664 | 17,265 | 17,243 | 13,712 | 15,765 |

NOTE: Figures may not correspond to previously published Data Reports due to corrected information received after publication.

Justice of the Peace Courts Court Case Activity by Fiscal Year

MARICOPA COUNTY, KYRENE JUSTICE COURT, TERMINATIONS

| | | TERMINATIONS | | | | | | | Average |
|---------------|-------------------------------------|--------------|--------|--------|--------|--------|--------|--------|---------|
| | | Fiscal Year | | | | | | | |
| | | 2014 | 2015 | 2016 | 2017 | 2018 | 2019 | 2020 | |
| Case Category | Case Type | | | | | | | | |
| Civil | Forcible Detainer / Eviction Action | 2,900 | 3,043 | 3,041 | 3,297 | 3,619 | 3,982 | 3,460 | 3,335 |
| | Injunctions Against Harassment | 31 | 19 | 25 | 11 | 13 | 15 | 17 | 19 |
| | Orders of Protection | 20 | 18 | 24 | 9 | 15 | 21 | 18 | 18 |
| | Other Civil | 2,510 | 2,033 | 2,435 | 2,290 | 2,923 | 3,344 | 2,428 | 2,566 |
| | Small Claims | 388 | 350 | 269 | 366 | 326 | 542 | 432 | 382 |
| Felony | Total Felony | 0 | 0 | 0 | 0 | 0 | 3 | 1 | 1 |
| Misdemeanors | Criminal Failure to Appear | 66 | 21 | 34 | 63 | 253 | 270 | 183 | 127 |
| | DUI | 532 | 484 | 470 | 455 | 336 | 379 | 333 | 427 |
| | Other Criminal Traffic | 2,574 | 2,082 | 2,125 | 1,868 | 962 | 933 | 573 | 1,588 |
| | Other Misdemeanors | 572 | 353 | 281 | 310 | 283 | 282 | 226 | 330 |
| | Serious Criminal Traffic | 70 | 102 | 57 | 59 | 43 | 60 | 70 | 66 |
| Non-Criminal | Civil Traffic | 7,142 | 5,335 | 6,473 | 5,632 | 8,691 | 9,518 | 9,246 | 7,434 |
| | Non-Parking | 3 | 3 | 1 | 0 | 0 | 0 | 0 | 1 |
| | Parking | 1 | 1 | 15 | 5 | 0 | 0 | 15 | 5 |
| Group Total | | 16,809 | 13,844 | 15,250 | 14,365 | 17,464 | 19,349 | 17,002 | 16,299 |

NOTE: Figures may not correspond to previously published Data Reports due to corrected information received after publication.

Justice of the Peace Courts Court Case Activity by Fiscal Year

MARICOPA COUNTY, MANISTEE JUSTICE COURT, F I L I N G S

| | | F I L I N G S | | | | | | | Average |
|---------------|-------------------------------------|---------------|--------|--------|--------|--------|--------|--------|---------|
| | | Fiscal Year | | | | | | | |
| | | 2014 | 2015 | 2016 | 2017 | 2018 | 2019 | 2020 | |
| Case Category | Case Type | | | | | | | | |
| Civil | Forcible Detainer / Eviction Action | 5,702 | 5,647 | 5,439 | 5,058 | 4,899 | 4,777 | 4,384 | 5,129 |
| | Injunctions Against Harassment | 160 | 148 | 135 | 168 | 164 | 148 | 129 | 150 |
| | Orders of Protection | 209 | 221 | 199 | 270 | 221 | 247 | 222 | 227 |
| | Other Civil | 3,614 | 3,972 | 3,958 | 4,258 | 5,621 | 5,432 | 5,231 | 4,583 |
| | Small Claims | 431 | 558 | 618 | 685 | 672 | 400 | 565 | 561 |
| Felony | Total Felony | 0 | 0 | 0 | 0 | 0 | 0 | 0 | 0 |
| Misdemeanors | Criminal Failure to Appear | 113 | 90 | 44 | 35 | 153 | 53 | 65 | 79 |
| | DUI | 101 | 71 | 51 | 53 | 113 | 126 | 87 | 86 |
| | Other Criminal Traffic | 455 | 489 | 350 | 607 | 350 | 191 | 94 | 362 |
| | Other Misdemeanors | 117 | 174 | 121 | 209 | 143 | 158 | 138 | 151 |
| | Serious Criminal Traffic | 13 | 9 | 18 | 18 | 24 | 21 | 18 | 17 |
| Non-Criminal | Civil Traffic | 1,056 | 1,423 | 1,257 | 1,637 | 2,819 | 2,079 | 1,300 | 1,653 |
| | Non-Parking | 0 | 2 | 0 | 0 | 0 | 0 | 0 | 0 |
| | Parking | 0 | 0 | 4 | 0 | 0 | 0 | 1 | 1 |
| Group Total | | 11,971 | 12,804 | 12,194 | 12,998 | 15,179 | 13,632 | 12,234 | 12,999 |

NOTE: Figures may not correspond to previously published Data Reports due to corrected information received after publication.

Justice of the Peace Courts Court Case Activity by Fiscal Year

MARICOPA COUNTY, MANISTEE JUSTICE COURT, TERMINATIONS

| | | TERMINATIONS | | | | | | | Average |
|---------------|-------------------------------------|--------------|--------|--------|--------|--------|--------|--------|---------|
| | | Fiscal Year | | | | | | | |
| | | 2014 | 2015 | 2016 | 2017 | 2018 | 2019 | 2020 | |
| Case Category | Case Type | | | | | | | | |
| Civil | Forcible Detainer / Eviction Action | 5,995 | 5,668 | 5,407 | 5,051 | 4,938 | 4,803 | 4,422 | 5,183 |
| | Injunctions Against Harassment | 160 | 148 | 135 | 168 | 165 | 147 | 128 | 150 |
| | Orders of Protection | 209 | 221 | 199 | 270 | 218 | 244 | 226 | 227 |
| | Other Civil | 4,914 | 3,038 | 5,248 | 4,018 | 5,147 | 6,183 | 5,415 | 4,852 |
| | Small Claims | 874 | 555 | 628 | 761 | 676 | 476 | 579 | 650 |
| Felony | Total Felony | 0 | 0 | 0 | 0 | 0 | 0 | 0 | 0 |
| Misdemeanors | Criminal Failure to Appear | 78 | 88 | 51 | 29 | 38 | 58 | 42 | 55 |
| | DUI | 65 | 62 | 50 | 63 | 76 | 122 | 68 | 72 |
| | Other Criminal Traffic | 397 | 457 | 378 | 426 | 293 | 277 | 115 | 335 |
| | Other Misdemeanors | 166 | 135 | 129 | 171 | 182 | 175 | 125 | 155 |
| | Serious Criminal Traffic | 11 | 6 | 15 | 16 | 17 | 18 | 16 | 14 |
| Non-Criminal | Civil Traffic | 942 | 1,340 | 1,192 | 1,421 | 2,941 | 2,452 | 1,871 | 1,737 |
| | Non-Parking | 0 | 1 | 1 | 0 | 0 | 0 | 0 | 0 |
| | Parking | 0 | 0 | 4 | 2 | 0 | 0 | 1 | 1 |
| Group Total | | 13,811 | 11,719 | 13,437 | 12,396 | 14,691 | 14,955 | 13,008 | 13,431 |

NOTE: Figures may not correspond to previously published Data Reports due to corrected information received after publication.

Justice of the Peace Courts Court Case Activity by Fiscal Year

MARICOPA COUNTY, MARYVALE JUSTICE COURT, F I L I N G S

| | | F I L I N G S | | | | | | | Average |
|---------------------|--|---------------|-------|-------|-------|-------|-------|-------|---------|
| | | Fiscal Year | | | | | | | |
| | | 2014 | 2015 | 2016 | 2017 | 2018 | 2019 | 2020 | |
| Case Category | Case Type | | | | | | | | |
| <i>Civil</i> | <i>Forcible Detainer / Eviction Action</i> | 3,801 | 3,624 | 3,504 | 3,413 | 3,296 | 3,417 | 2,880 | 3,419 |
| | <i>Injunctions Against Harassment</i> | 313 | 262 | 290 | 160 | 80 | 94 | 60 | 180 |
| | <i>Orders of Protection</i> | 959 | 841 | 728 | 571 | 169 | 190 | 117 | 511 |
| | <i>Other Civil</i> | 1,857 | 1,762 | 1,833 | 1,773 | 2,402 | 2,996 | 2,533 | 2,165 |
| | <i>Small Claims</i> | 262 | 292 | 426 | 270 | 305 | 411 | 447 | 345 |
| <i>Felony</i> | <i>Total Felony</i> | 0 | 0 | 0 | 0 | 1 | 2 | 1 | 1 |
| <i>Misdemeanors</i> | <i>Criminal Failure to Appear</i> | 158 | 39 | 72 | 1 | 91 | 6 | 2 | 53 |
| | <i>DUI</i> | 118 | 87 | 140 | 109 | 131 | 162 | 175 | 132 |
| | <i>Other Criminal Traffic</i> | 505 | 613 | 679 | 509 | 224 | 143 | 203 | 411 |
| | <i>Other Misdemeanors</i> | 216 | 255 | 223 | 173 | 83 | 105 | 89 | 163 |
| | <i>Serious Criminal Traffic</i> | 16 | 12 | 19 | 26 | 25 | 33 | 24 | 22 |
| <i>Non-Criminal</i> | <i>Civil Traffic</i> | 1,085 | 1,476 | 1,661 | 1,457 | 1,805 | 1,244 | 1,793 | 1,503 |
| | <i>Non-Parking</i> | 1 | 4 | 0 | 0 | 0 | 0 | 0 | 1 |
| | <i>Parking</i> | 1 | 2 | 31 | 21 | 0 | 0 | 3 | 8 |
| <i>Group Total</i> | | 9,292 | 9,269 | 9,606 | 8,483 | 8,612 | 8,803 | 8,327 | 8,914 |

NOTE: Figures may not correspond to previously published Data Reports due to corrected information received after publication.

Justice of the Peace Courts Court Case Activity by Fiscal Year

MARICOPA COUNTY, MARYVALE JUSTICE COURT, TERMINATIONS

| | | TERMINATIONS | | | | | | | Average |
|---------------------|--|--------------|-------|-------|-------|-------|-------|-------|---------|
| | | Fiscal Year | | | | | | | |
| | | 2014 | 2015 | 2016 | 2017 | 2018 | 2019 | 2020 | |
| Case Category | Case Type | | | | | | | | |
| <i>Civil</i> | <i>Forcible Detainer / Eviction Action</i> | 4,065 | 3,616 | 3,466 | 3,442 | 3,353 | 3,390 | 2,953 | 3,469 |
| | <i>Injunctions Against Harassment</i> | 313 | 262 | 290 | 160 | 79 | 91 | 58 | 179 |
| | <i>Orders of Protection</i> | 959 | 841 | 728 | 571 | 163 | 188 | 116 | 509 |
| | <i>Other Civil</i> | 3,134 | 1,545 | 1,778 | 1,833 | 2,077 | 3,231 | 2,759 | 2,336 |
| | <i>Small Claims</i> | 294 | 219 | 397 | 356 | 308 | 399 | 479 | 350 |
| <i>Felony</i> | <i>Total Felony</i> | 0 | 0 | 0 | 0 | 1 | 2 | 0 | 0 |
| <i>Misdemeanors</i> | <i>Criminal Failure to Appear</i> | 155 | 97 | 69 | 25 | 54 | 35 | 8 | 63 |
| | <i>DUI</i> | 90 | 101 | 120 | 147 | 132 | 155 | 91 | 119 |
| | <i>Other Criminal Traffic</i> | 732 | 583 | 644 | 528 | 275 | 157 | 153 | 439 |
| | <i>Other Misdemeanors</i> | 216 | 237 | 187 | 176 | 153 | 111 | 36 | 159 |
| | <i>Serious Criminal Traffic</i> | 5 | 24 | 15 | 21 | 22 | 33 | 14 | 19 |
| <i>Non-Criminal</i> | <i>Civil Traffic</i> | 1,291 | 1,327 | 1,665 | 1,383 | 2,114 | 1,816 | 1,954 | 1,650 |
| | <i>Non-Parking</i> | 1 | 2 | 2 | 0 | 0 | 0 | 0 | 1 |
| | <i>Parking</i> | 0 | 5 | 25 | 15 | 0 | 0 | 3 | 7 |
| <i>Group Total</i> | | 11,255 | 8,859 | 9,386 | 8,657 | 8,731 | 9,608 | 8,624 | 9,300 |

NOTE: Figures may not correspond to previously published Data Reports due to corrected information received after publication.

Justice of the Peace Courts Court Case Activity by Fiscal Year

MARICOPA COUNTY, MCDOWELL MOUNTAIN JUSTICE COURT, F I L I N G S

| | | F I L I N G S | | | | | | | Average |
|---------------------|--|---------------|-------|-------|-------|-------|-------|-------|---------|
| | | Fiscal Year | | | | | | | |
| | | 2014 | 2015 | 2016 | 2017 | 2018 | 2019 | 2020 | |
| Case Category | Case Type | | | | | | | | |
| <i>Civil</i> | <i>Forcible Detainer / Eviction Action</i> | 1,425 | 1,503 | 1,404 | 1,577 | 1,690 | 1,852 | 1,438 | 1,556 |
| | <i>Injunctions Against Harassment</i> | 127 | 123 | 141 | 142 | 146 | 135 | 174 | 141 |
| | <i>Orders of Protection</i> | 133 | 151 | 203 | 230 | 230 | 228 | 262 | 205 |
| | <i>Other Civil</i> | 2,958 | 2,654 | 2,635 | 2,664 | 3,151 | 2,972 | 2,601 | 2,805 |
| | <i>Small Claims</i> | 485 | 512 | 522 | 469 | 396 | 427 | 402 | 459 |
| <i>Felony</i> | <i>Total Felony</i> | 0 | 0 | 0 | 0 | 0 | 0 | 2 | 0 |
| <i>Misdemeanors</i> | <i>Criminal Failure to Appear</i> | 20 | 7 | 0 | 0 | 65 | 13 | 6 | 16 |
| | <i>DUI</i> | 113 | 186 | 134 | 86 | 101 | 115 | 69 | 115 |
| | <i>Other Criminal Traffic</i> | 280 | 347 | 276 | 247 | 126 | 83 | 59 | 203 |
| | <i>Other Misdemeanors</i> | 209 | 216 | 184 | 287 | 220 | 146 | 151 | 202 |
| | <i>Serious Criminal Traffic</i> | 12 | 18 | 29 | 22 | 14 | 13 | 13 | 17 |
| <i>Non-Criminal</i> | <i>Civil Traffic</i> | 876 | 1,064 | 985 | 885 | 1,091 | 1,003 | 999 | 986 |
| | <i>Non-Parking</i> | 1 | 0 | 0 | 0 | 0 | 0 | 0 | 0 |
| | <i>Parking</i> | 1 | 2 | 0 | 0 | 0 | 0 | 19 | 3 |
| <i>Group Total</i> | | 6,640 | 6,783 | 6,513 | 6,609 | 7,230 | 6,987 | 6,195 | 6,708 |

NOTE: Figures may not correspond to previously published Data Reports due to corrected information received after publication.

Justice of the Peace Courts Court Case Activity by Fiscal Year

MARICOPA COUNTY, MCDOWELL MOUNTAIN JUSTICE COURT, TERMINATIONS

| | | TERMINATIONS | | | | | | | Average |
|---------------------|--|--------------|-------|-------|-------|-------|-------|-------|---------|
| | | Fiscal Year | | | | | | | |
| | | 2014 | 2015 | 2016 | 2017 | 2018 | 2019 | 2020 | |
| Case Category | Case Type | | | | | | | | |
| <i>Civil</i> | <i>Forcible Detainer / Eviction Action</i> | 1,440 | 1,496 | 1,403 | 1,562 | 1,720 | 1,853 | 1,448 | 1,560 |
| | <i>Injunctions Against Harassment</i> | 127 | 123 | 141 | 142 | 139 | 126 | 161 | 137 |
| | <i>Orders of Protection</i> | 133 | 151 | 203 | 230 | 218 | 220 | 245 | 200 |
| | <i>Other Civil</i> | 5,098 | 3,001 | 2,848 | 2,632 | 3,113 | 3,345 | 2,824 | 3,266 |
| | <i>Small Claims</i> | 850 | 660 | 527 | 471 | 411 | 456 | 448 | 546 |
| <i>Felony</i> | <i>Total Felony</i> | 0 | 0 | 0 | 0 | 0 | 0 | 0 | 0 |
| <i>Misdemeanors</i> | <i>Criminal Failure to Appear</i> | 30 | 7 | 5 | 4 | 32 | 21 | 7 | 15 |
| | <i>DUI</i> | 110 | 144 | 141 | 156 | 109 | 110 | 81 | 122 |
| | <i>Other Criminal Traffic</i> | 265 | 305 | 349 | 307 | 132 | 100 | 79 | 220 |
| | <i>Other Misdemeanors</i> | 540 | 177 | 268 | 472 | 261 | 130 | 131 | 283 |
| | <i>Serious Criminal Traffic</i> | 9 | 17 | 34 | 29 | 18 | 16 | 11 | 19 |
| <i>Non-Criminal</i> | <i>Civil Traffic</i> | 1,038 | 952 | 1,034 | 815 | 1,261 | 1,080 | 1,057 | 1,034 |
| | <i>Non-Parking</i> | 1 | 0 | 0 | 0 | 0 | 0 | 0 | 0 |
| | <i>Parking</i> | 2 | 3 | 0 | 3 | 0 | 0 | 8 | 2 |
| <i>Group Total</i> | | 9,643 | 7,036 | 6,953 | 6,823 | 7,414 | 7,457 | 6,500 | 7,404 |

NOTE: Figures may not correspond to previously published Data Reports due to corrected information received after publication.

Justice of the Peace Courts Court Case Activity by Fiscal Year

MARICOPA COUNTY, MOON VALLEY JUSTICE COURT, F I L I N G S

| | | F I L I N G S | | | | | | | Average |
|---------------|-------------------------------------|---------------|--------|--------|--------|--------|--------|--------|---------|
| | | Fiscal Year | | | | | | | |
| | | 2014 | 2015 | 2016 | 2017 | 2018 | 2019 | 2020 | |
| Case Category | Case Type | | | | | | | | |
| Civil | Forcible Detainer / Eviction Action | 4,095 | 4,165 | 3,694 | 4,014 | 4,354 | 4,809 | 3,862 | 4,142 |
| | Injunctions Against Harassment | 177 | 176 | 197 | 178 | 167 | 134 | 210 | 177 |
| | Orders of Protection | 215 | 201 | 213 | 242 | 270 | 204 | 257 | 229 |
| | Other Civil | 2,008 | 1,885 | 2,088 | 2,249 | 2,628 | 2,636 | 2,470 | 2,281 |
| | Small Claims | 242 | 405 | 487 | 418 | 371 | 358 | 298 | 368 |
| Felony | Total Felony | 0 | 0 | 0 | 0 | 1 | 1 | 3 | 1 |
| Misdemeanors | Criminal Failure to Appear | 9 | 16 | 5 | 153 | 350 | 137 | 53 | 103 |
| | DUI | 265 | 255 | 287 | 286 | 265 | 312 | 210 | 269 |
| | Other Criminal Traffic | 1,118 | 1,859 | 1,966 | 1,651 | 594 | 417 | 282 | 1,127 |
| | Other Misdemeanors | 218 | 191 | 167 | 197 | 181 | 195 | 131 | 183 |
| | Serious Criminal Traffic | 57 | 41 | 35 | 42 | 49 | 37 | 40 | 43 |
| Non-Criminal | Civil Traffic | 3,416 | 5,649 | 5,406 | 4,268 | 3,825 | 3,647 | 3,832 | 4,292 |
| | Non-Parking | 4 | 2 | 1 | 1 | 0 | 0 | 0 | 1 |
| | Parking | 0 | 0 | 1 | 2 | 0 | 0 | 2 | 1 |
| Group Total | | 11,824 | 14,845 | 14,547 | 13,701 | 13,055 | 12,887 | 11,650 | 13,217 |

NOTE: Figures may not correspond to previously published Data Reports due to corrected information received after publication.

Justice of the Peace Courts Court Case Activity by Fiscal Year

MARICOPA COUNTY, MOON VALLEY JUSTICE COURT, TERMINATIONS

| | | TERMINATIONS | | | | | | | Average |
|--------------------|-------------------------------------|---------------|---------------|---------------|---------------|---------------|---------------|---------------|---------------|
| | | Fiscal Year | | | | | | | |
| | | 2014 | 2015 | 2016 | 2017 | 2018 | 2019 | 2020 | |
| Case Category | Case Type | | | | | | | | |
| Civil | Forcible Detainer / Eviction Action | 4,120 | 4,159 | 3,680 | 3,999 | 4,370 | 4,803 | 3,896 | 4,147 |
| | Injunctions Against Harassment | 177 | 176 | 197 | 178 | 161 | 121 | 191 | 172 |
| | Orders of Protection | 215 | 201 | 213 | 242 | 248 | 187 | 240 | 221 |
| | Other Civil | 2,055 | 1,600 | 1,942 | 2,536 | 2,780 | 2,924 | 2,637 | 2,354 |
| | Small Claims | 294 | 224 | 400 | 459 | 571 | 379 | 380 | 387 |
| Felony | Total Felony | 0 | 0 | 0 | 0 | 1 | 1 | 3 | 1 |
| Misdemeanors | Criminal Failure to Appear | 43 | 13 | 6 | 52 | 168 | 154 | 99 | 76 |
| | DUI | 245 | 170 | 166 | 236 | 325 | 264 | 226 | 233 |
| | Other Criminal Traffic | 1,185 | 1,404 | 1,712 | 1,736 | 612 | 565 | 328 | 1,077 |
| | Other Misdemeanors | 445 | 261 | 132 | 155 | 179 | 135 | 127 | 205 |
| | Serious Criminal Traffic | 48 | 39 | 24 | 31 | 38 | 39 | 33 | 36 |
| Non-Criminal | Civil Traffic | 3,359 | 4,952 | 5,215 | 4,118 | 4,856 | 4,705 | 4,272 | 4,497 |
| | Non-Parking | 4 | 2 | 1 | 1 | 0 | 0 | 0 | 1 |
| | Parking | 0 | 0 | 1 | 2 | 0 | 0 | 1 | 1 |
| Group Total | | 12,190 | 13,201 | 13,689 | 13,745 | 14,309 | 14,277 | 12,433 | 13,408 |

NOTE: Figures may not correspond to previously published Data Reports due to corrected information received after publication.

Justice of the Peace Courts Court Case Activity by Fiscal Year

MARICOPA COUNTY, NORTH MESA JUSTICE COURT, F I L I N G S

| | | F I L I N G S | | | | | | | Average |
|---------------|-------------------------------------|---------------|--------|--------|--------|--------|--------|--------|---------|
| | | Fiscal Year | | | | | | | |
| | | 2014 | 2015 | 2016 | 2017 | 2018 | 2019 | 2020 | |
| Case Category | Case Type | | | | | | | | |
| Civil | Forcible Detainer / Eviction Action | 2,523 | 2,415 | 2,248 | 2,339 | 2,412 | 2,509 | 1,999 | 2,349 |
| | Injunctions Against Harassment | 47 | 41 | 58 | 16 | 45 | 36 | 31 | 39 |
| | Orders of Protection | 38 | 60 | 55 | 45 | 78 | 55 | 41 | 53 |
| | Other Civil | 2,048 | 1,872 | 1,981 | 2,332 | 2,926 | 2,921 | 2,730 | 2,401 |
| | Small Claims | 419 | 382 | 398 | 365 | 409 | 508 | 607 | 441 |
| Felony | Total Felony | 0 | 0 | 0 | 0 | 0 | 1 | 3 | 1 |
| Misdemeanors | Criminal Failure to Appear | 10 | 4 | 0 | 0 | 571 | 212 | 142 | 134 |
| | DUI | 644 | 673 | 653 | 401 | 513 | 428 | 451 | 538 |
| | Other Criminal Traffic | 2,298 | 2,245 | 2,530 | 1,925 | 1,179 | 857 | 574 | 1,658 |
| | Other Misdemeanors | 2,119 | 1,521 | 1,436 | 1,004 | 680 | 724 | 508 | 1,142 |
| | Serious Criminal Traffic | 112 | 102 | 127 | 94 | 107 | 100 | 80 | 103 |
| Non-Criminal | Civil Traffic | 6,906 | 7,402 | 8,322 | 6,993 | 8,919 | 8,963 | 7,343 | 7,835 |
| | Non-Parking | 7 | 4 | 1 | 1 | 0 | 0 | 0 | 2 |
| | Parking | 13 | 8 | 16 | 9 | 0 | 0 | 346 | 56 |
| Group Total | | 17,184 | 16,729 | 17,825 | 15,524 | 17,839 | 17,314 | 14,855 | 16,752 |

NOTE: Figures may not correspond to previously published Data Reports due to corrected information received after publication.

Justice of the Peace Courts Court Case Activity by Fiscal Year

MARICOPA COUNTY, NORTH MESA JUSTICE COURT, TERMINATIONS

| | | TERMINATIONS | | | | | | | Average |
|---------------|-------------------------------------|--------------|--------|--------|--------|--------|--------|--------|---------|
| | | Fiscal Year | | | | | | | |
| | | 2014 | 2015 | 2016 | 2017 | 2018 | 2019 | 2020 | |
| Case Category | Case Type | | | | | | | | |
| Civil | Forcible Detainer / Eviction Action | 2,571 | 2,458 | 2,248 | 2,320 | 2,444 | 2,579 | 2,109 | 2,390 |
| | Injunctions Against Harassment | 47 | 41 | 58 | 16 | 44 | 36 | 30 | 39 |
| | Orders of Protection | 38 | 60 | 55 | 45 | 73 | 51 | 39 | 52 |
| | Other Civil | 1,965 | 1,897 | 2,137 | 2,162 | 2,817 | 3,241 | 2,887 | 2,444 |
| | Small Claims | 343 | 397 | 391 | 413 | 375 | 481 | 684 | 441 |
| Felony | Total Felony | 0 | 0 | 0 | 0 | 1 | 1 | 2 | 1 |
| Misdemeanors | Criminal Failure to Appear | 33 | 43 | 20 | 22 | 333 | 294 | 269 | 145 |
| | DUI | 592 | 699 | 602 | 462 | 424 | 424 | 458 | 523 |
| | Other Criminal Traffic | 2,501 | 2,308 | 2,342 | 1,956 | 1,201 | 997 | 835 | 1,734 |
| | Other Misdemeanors | 2,552 | 1,929 | 1,310 | 1,120 | 755 | 712 | 597 | 1,282 |
| | Serious Criminal Traffic | 84 | 116 | 112 | 90 | 86 | 86 | 80 | 93 |
| Non-Criminal | Civil Traffic | 7,202 | 6,556 | 7,207 | 6,295 | 9,332 | 9,564 | 9,239 | 7,914 |
| | Non-Parking | 8 | 6 | 1 | 1 | 0 | 0 | 0 | 2 |
| | Parking | 39 | 40 | 16 | 19 | 0 | 0 | 147 | 37 |
| Group Total | | 17,975 | 16,550 | 16,499 | 14,921 | 17,885 | 18,466 | 17,376 | 17,097 |

NOTE: Figures may not correspond to previously published Data Reports due to corrected information received after publication.

Justice of the Peace Courts Court Case Activity by Fiscal Year

MARICOPA COUNTY, NORTH VALLEY JUSTICE COURT, F I L I N G S

| | | F I L I N G S | | | | | | | Average |
|---------------|-------------------------------------|---------------|--------|--------|--------|--------|--------|--------|---------|
| | | Fiscal Year | | | | | | | |
| | | 2014 | 2015 | 2016 | 2017 | 2018 | 2019 | 2020 | |
| Case Category | Case Type | | | | | | | | |
| Civil | Forcible Detainer / Eviction Action | 2,028 | 1,820 | 1,861 | 1,975 | 1,954 | 2,126 | 1,827 | 1,942 |
| | Injunctions Against Harassment | 134 | 171 | 138 | 118 | 142 | 140 | 97 | 134 |
| | Orders of Protection | 221 | 201 | 215 | 210 | 193 | 186 | 172 | 200 |
| | Other Civil | 3,059 | 2,836 | 2,743 | 2,923 | 4,071 | 3,823 | 3,621 | 3,297 |
| | Small Claims | 388 | 342 | 457 | 359 | 477 | 445 | 516 | 426 |
| Felony | Total Felony | 0 | 0 | 0 | 0 | 3 | 0 | 1 | 1 |
| Misdemeanors | Criminal Failure to Appear | 316 | 229 | 198 | 129 | 171 | 64 | 26 | 162 |
| | DUI | 319 | 217 | 252 | 260 | 187 | 179 | 194 | 230 |
| | Other Criminal Traffic | 1,027 | 847 | 1,027 | 1,071 | 411 | 270 | 244 | 700 |
| | Other Misdemeanors | 437 | 322 | 298 | 410 | 299 | 265 | 208 | 320 |
| | Serious Criminal Traffic | 50 | 32 | 40 | 42 | 43 | 40 | 27 | 39 |
| Non-Criminal | Civil Traffic | 3,359 | 3,591 | 3,637 | 4,756 | 4,571 | 4,670 | 3,802 | 4,055 |
| | Non-Parking | 2 | 6 | 3 | 0 | 0 | 0 | 0 | 2 |
| | Parking | 22 | 16 | 3 | 10 | 0 | 0 | 46 | 14 |
| Group Total | | 11,362 | 10,630 | 10,872 | 12,263 | 12,522 | 12,208 | 10,781 | 11,522 |

NOTE: Figures may not correspond to previously published Data Reports due to corrected information received after publication.

Justice of the Peace Courts Court Case Activity by Fiscal Year

MARICOPA COUNTY, NORTH VALLEY JUSTICE COURT, TERMINATIONS

| | | TERMINATIONS | | | | | | | Average |
|---------------|-------------------------------------|--------------|--------|--------|--------|--------|--------|--------|---------|
| | | Fiscal Year | | | | | | | |
| | | 2014 | 2015 | 2016 | 2017 | 2018 | 2019 | 2020 | |
| Case Category | Case Type | | | | | | | | |
| Civil | Forcible Detainer / Eviction Action | 1,898 | 1,816 | 2,019 | 1,985 | 1,914 | 1,992 | 1,847 | 1,924 |
| | Injunctions Against Harassment | 134 | 171 | 138 | 118 | 138 | 138 | 94 | 133 |
| | Orders of Protection | 221 | 201 | 195 | 210 | 184 | 190 | 170 | 196 |
| | Other Civil | 5,787 | 3,064 | 3,341 | 2,760 | 3,703 | 4,353 | 3,762 | 3,824 |
| | Small Claims | 647 | 423 | 497 | 351 | 503 | 502 | 491 | 488 |
| Felony | Total Felony | 0 | 0 | 0 | 0 | 3 | 0 | 1 | 1 |
| Misdemeanors | Criminal Failure to Appear | 303 | 215 | 148 | 89 | 84 | 86 | 35 | 137 |
| | DUI | 246 | 220 | 212 | 244 | 219 | 206 | 136 | 212 |
| | Other Criminal Traffic | 1,113 | 850 | 849 | 1,036 | 505 | 361 | 214 | 704 |
| | Other Misdemeanors | 698 | 336 | 264 | 332 | 390 | 260 | 213 | 356 |
| | Serious Criminal Traffic | 38 | 35 | 24 | 44 | 38 | 48 | 19 | 35 |
| Non-Criminal | Civil Traffic | 3,701 | 3,260 | 3,407 | 4,808 | 5,477 | 5,427 | 4,229 | 4,330 |
| | Non-Parking | 2 | 6 | 3 | 0 | 0 | 0 | 0 | 2 |
| | Parking | 30 | 24 | 22 | 20 | 0 | 0 | 45 | 20 |
| Group Total | | 14,818 | 10,621 | 11,119 | 11,997 | 13,158 | 13,563 | 11,256 | 12,362 |

NOTE: Figures may not correspond to previously published Data Reports due to corrected information received after publication.

Justice of the Peace Courts Court Case Activity by Fiscal Year

MARICOPA COUNTY, SAN MARCOS JUSTICE COURT, F I L I N G S

| | | F I L I N G S | | | | | | | Average |
|---------------|-------------------------------------|---------------|--------|--------|--------|--------|--------|--------|---------|
| | | Fiscal Year | | | | | | | |
| | | 2014 | 2015 | 2016 | 2017 | 2018 | 2019 | 2020 | |
| Case Category | Case Type | | | | | | | | |
| Civil | Forcible Detainer / Eviction Action | 2,703 | 2,675 | 2,839 | 3,334 | 3,636 | 3,932 | 3,208 | 3,190 |
| | Injunctions Against Harassment | 56 | 49 | 66 | 27 | 29 | 18 | 29 | 39 |
| | Orders of Protection | 100 | 89 | 92 | 67 | 69 | 77 | 77 | 82 |
| | Other Civil | 3,384 | 3,067 | 3,141 | 3,449 | 4,448 | 4,580 | 3,973 | 3,720 |
| | Small Claims | 504 | 512 | 810 | 598 | 562 | 576 | 449 | 573 |
| Felony | Total Felony | 0 | 0 | 0 | 0 | 0 | 0 | 0 | 0 |
| Misdemeanors | Criminal Failure to Appear | 101 | 71 | 85 | 160 | 123 | 60 | 40 | 91 |
| | DUI | 440 | 296 | 311 | 230 | 180 | 229 | 197 | 269 |
| | Other Criminal Traffic | 1,334 | 1,179 | 1,033 | 842 | 360 | 297 | 197 | 749 |
| | Other Misdemeanors | 220 | 161 | 209 | 201 | 145 | 150 | 112 | 171 |
| | Serious Criminal Traffic | 39 | 50 | 55 | 29 | 23 | 41 | 30 | 38 |
| Non-Criminal | Civil Traffic | 5,356 | 5,145 | 4,729 | 3,708 | 4,071 | 4,426 | 3,374 | 4,401 |
| | Non-Parking | 0 | 2 | 3 | 1 | 0 | 0 | 0 | 1 |
| | Parking | 0 | 0 | 1 | 0 | 0 | 0 | 2 | 0 |
| Group Total | | 14,237 | 13,296 | 13,374 | 12,646 | 13,646 | 14,386 | 11,688 | 13,324 |

NOTE: Figures may not correspond to previously published Data Reports due to corrected information received after publication.

Justice of the Peace Courts Court Case Activity by Fiscal Year

MARICOPA COUNTY, SAN MARCOS JUSTICE COURT, TERMINATIONS

| | | TERMINATIONS | | | | | | | Average |
|---------------|-------------------------------------|--------------|--------|--------|--------|--------|--------|--------|---------|
| | | Fiscal Year | | | | | | | |
| | | 2014 | 2015 | 2016 | 2017 | 2018 | 2019 | 2020 | |
| Case Category | Case Type | | | | | | | | |
| Civil | Forcible Detainer / Eviction Action | 2,687 | 2,688 | 2,846 | 3,312 | 3,631 | 3,957 | 3,274 | 3,199 |
| | Injunctions Against Harassment | 56 | 49 | 66 | 27 | 28 | 17 | 28 | 39 |
| | Orders of Protection | 100 | 89 | 92 | 67 | 67 | 79 | 76 | 81 |
| | Other Civil | 3,401 | 3,094 | 3,223 | 3,256 | 4,227 | 4,823 | 3,554 | 3,654 |
| | Small Claims | 416 | 453 | 786 | 682 | 594 | 638 | 457 | 575 |
| Felony | Total Felony | 0 | 0 | 0 | 0 | 0 | 0 | 1 | 0 |
| Misdemeanors | Criminal Failure to Appear | 117 | 65 | 102 | 96 | 92 | 95 | 103 | 96 |
| | DUI | 455 | 373 | 296 | 273 | 183 | 199 | 231 | 287 |
| | Other Criminal Traffic | 1,596 | 1,249 | 1,086 | 861 | 396 | 473 | 382 | 863 |
| | Other Misdemeanors | 375 | 185 | 158 | 216 | 120 | 162 | 119 | 191 |
| | Serious Criminal Traffic | 40 | 47 | 55 | 21 | 22 | 35 | 32 | 36 |
| Non-Criminal | Civil Traffic | 5,652 | 5,012 | 4,528 | 3,731 | 4,468 | 7,197 | 4,031 | 4,946 |
| | Non-Parking | 1 | 2 | 3 | 1 | 0 | 0 | 0 | 1 |
| | Parking | 2 | 1 | 2 | 1 | 0 | 0 | 2 | 1 |
| Group Total | | 14,898 | 13,307 | 13,243 | 12,544 | 13,828 | 17,675 | 12,290 | 13,969 |

NOTE: Figures may not correspond to previously published Data Reports due to corrected information received after publication.

Justice of the Peace Courts Court Case Activity by Fiscal Year

MARICOPA COUNTY, SAN TAN JUSTICE COURT, F I L I N G S

| | | F I L I N G S | | | | | | | Average |
|---------------|-------------------------------------|---------------|--------|--------|--------|--------|--------|--------|---------|
| | | Fiscal Year | | | | | | | |
| | | 2014 | 2015 | 2016 | 2017 | 2018 | 2019 | 2020 | |
| Case Category | Case Type | | | | | | | | |
| Civil | Forcible Detainer / Eviction Action | 1,537 | 1,417 | 1,405 | 1,453 | 1,357 | 1,320 | 1,025 | 1,359 |
| | Injunctions Against Harassment | 75 | 49 | 55 | 47 | 45 | 32 | 54 | 51 |
| | Orders of Protection | 55 | 43 | 46 | 49 | 59 | 64 | 77 | 56 |
| | Other Civil | 2,500 | 2,380 | 2,403 | 2,524 | 3,564 | 3,466 | 3,168 | 2,858 |
| | Small Claims | 302 | 310 | 228 | 210 | 252 | 258 | 237 | 257 |
| Felony | Total Felony | 0 | 0 | 0 | 0 | 0 | 0 | 1 | 0 |
| Misdemeanors | Criminal Failure to Appear | 52 | 68 | 11 | 9 | 326 | 147 | 112 | 104 |
| | DUI | 627 | 423 | 320 | 228 | 281 | 314 | 283 | 354 |
| | Other Criminal Traffic | 1,696 | 1,247 | 1,485 | 1,286 | 641 | 553 | 384 | 1,042 |
| | Other Misdemeanors | 1,057 | 920 | 741 | 664 | 793 | 596 | 581 | 765 |
| | Serious Criminal Traffic | 109 | 91 | 65 | 48 | 54 | 61 | 85 | 73 |
| Non-Criminal | Civil Traffic | 6,927 | 5,587 | 6,318 | 6,695 | 6,364 | 5,751 | 6,060 | 6,243 |
| | Non-Parking | 8 | 11 | 1 | 0 | 0 | 0 | 0 | 3 |
| | Parking | 76 | 12 | 16 | 2 | 0 | 0 | 29 | 19 |
| Group Total | | 15,021 | 12,558 | 13,094 | 13,215 | 13,736 | 12,562 | 12,096 | 13,184 |

NOTE: Figures may not correspond to previously published Data Reports due to corrected information received after publication.

Justice of the Peace Courts Court Case Activity by Fiscal Year

MARICOPA COUNTY, SAN TAN JUSTICE COURT, TERMINATIONS

| | | TERMINATIONS | | | | | | | Average |
|---------------|-------------------------------------|--------------|--------|--------|--------|--------|--------|--------|---------|
| | | Fiscal Year | | | | | | | |
| | | 2014 | 2015 | 2016 | 2017 | 2018 | 2019 | 2020 | |
| Case Category | Case Type | | | | | | | | |
| Civil | Forcible Detainer / Eviction Action | 1,539 | 1,407 | 1,414 | 1,446 | 1,379 | 1,335 | 1,027 | 1,364 |
| | Injunctions Against Harassment | 75 | 49 | 55 | 47 | 44 | 31 | 53 | 51 |
| | Orders of Protection | 55 | 43 | 46 | 49 | 55 | 62 | 76 | 55 |
| | Other Civil | 2,521 | 2,310 | 2,552 | 2,425 | 3,311 | 4,062 | 3,345 | 2,932 |
| | Small Claims | 307 | 304 | 265 | 208 | 253 | 257 | 267 | 266 |
| Felony | Total Felony | 0 | 0 | 0 | 0 | 0 | 0 | 1 | 0 |
| Misdemeanors | Criminal Failure to Appear | 96 | 135 | 62 | 20 | 195 | 184 | 165 | 122 |
| | DUI | 605 | 568 | 380 | 276 | 256 | 293 | 246 | 375 |
| | Other Criminal Traffic | 1,730 | 1,265 | 1,500 | 1,332 | 722 | 667 | 530 | 1,107 |
| | Other Misdemeanors | 1,228 | 899 | 657 | 752 | 656 | 637 | 530 | 766 |
| | Serious Criminal Traffic | 95 | 77 | 55 | 59 | 42 | 65 | 74 | 67 |
| Non-Criminal | Civil Traffic | 7,452 | 4,937 | 5,973 | 6,652 | 7,110 | 6,692 | 6,510 | 6,475 |
| | Non-Parking | 1 | 18 | 1 | 0 | 0 | 0 | 0 | 3 |
| | Parking | 75 | 20 | 12 | 3 | 0 | 0 | 26 | 19 |
| Group Total | | 15,779 | 12,032 | 12,972 | 13,269 | 14,023 | 14,285 | 12,850 | 13,602 |

NOTE: Figures may not correspond to previously published Data Reports due to corrected information received after publication.

Justice of the Peace Courts Court Case Activity by Fiscal Year

MARICOPA COUNTY, SOUTH MOUNTAIN JUSTICE COURT, F I L I N G S

| | | F I L I N G S | | | | | | | Average |
|---------------------|--|---------------|-------|--------|--------|--------|--------|--------|---------|
| | | Fiscal Year | | | | | | | |
| | | 2014 | 2015 | 2016 | 2017 | 2018 | 2019 | 2020 | |
| Case Category | Case Type | | | | | | | | |
| <i>Civil</i> | <i>Forcible Detainer / Eviction Action</i> | 3,320 | 2,961 | 2,973 | 2,940 | 2,848 | 2,824 | 2,322 | 2,884 |
| | <i>Injunctions Against Harassment</i> | 51 | 75 | 63 | 63 | 55 | 56 | 50 | 59 |
| | <i>Orders of Protection</i> | 49 | 76 | 64 | 95 | 73 | 71 | 65 | 70 |
| | <i>Other Civil</i> | 3,080 | 3,154 | 3,350 | 3,513 | 4,865 | 4,605 | 4,253 | 3,831 |
| | <i>Small Claims</i> | 685 | 484 | 573 | 619 | 560 | 706 | 727 | 622 |
| <i>Felony</i> | <i>Total Felony</i> | 0 | 0 | 0 | 0 | 0 | 0 | 1 | 0 |
| <i>Misdemeanors</i> | <i>Criminal Failure to Appear</i> | 211 | 192 | 135 | 91 | 193 | 51 | 64 | 134 |
| | <i>DUI</i> | 100 | 175 | 114 | 129 | 140 | 99 | 102 | 123 |
| | <i>Other Criminal Traffic</i> | 791 | 673 | 631 | 721 | 424 | 264 | 262 | 538 |
| | <i>Other Misdemeanors</i> | 287 | 257 | 224 | 234 | 218 | 175 | 137 | 219 |
| | <i>Serious Criminal Traffic</i> | 25 | 27 | 23 | 20 | 38 | 25 | 29 | 27 |
| <i>Non-Criminal</i> | <i>Civil Traffic</i> | 1,852 | 1,619 | 1,908 | 1,886 | 2,376 | 2,469 | 2,535 | 2,092 |
| | <i>Non-Parking</i> | 1 | 2 | 0 | 0 | 0 | 0 | 0 | 0 |
| | <i>Parking</i> | 1 | 6 | 2 | 8 | 0 | 0 | 1 | 3 |
| <i>Group Total</i> | | 10,453 | 9,701 | 10,060 | 10,319 | 11,790 | 11,345 | 10,548 | 10,602 |

NOTE: Figures may not correspond to previously published Data Reports due to corrected information received after publication.

Justice of the Peace Courts Court Case Activity by Fiscal Year

MARICOPA COUNTY, SOUTH MOUNTAIN JUSTICE COURT, TERMINATIONS

| | | TERMINATIONS | | | | | | | Average |
|---------------|-------------------------------------|--------------|-------|--------|--------|--------|--------|--------|---------|
| | | Fiscal Year | | | | | | | |
| | | 2014 | 2015 | 2016 | 2017 | 2018 | 2019 | 2020 | |
| Case Category | Case Type | | | | | | | | |
| Civil | Forcible Detainer / Eviction Action | 3,299 | 2,986 | 2,956 | 2,859 | 2,917 | 2,823 | 2,369 | 2,887 |
| | Injunctions Against Harassment | 51 | 75 | 63 | 63 | 54 | 55 | 48 | 58 |
| | Orders of Protection | 49 | 76 | 64 | 95 | 73 | 68 | 63 | 70 |
| | Other Civil | 3,326 | 2,709 | 4,094 | 3,800 | 4,291 | 5,193 | 4,695 | 4,016 |
| | Small Claims | 909 | 516 | 574 | 696 | 546 | 687 | 865 | 685 |
| Felony | Total Felony | 0 | 0 | 0 | 0 | 1 | 0 | 1 | 0 |
| Misdemeanors | Criminal Failure to Appear | 183 | 124 | 110 | 68 | 117 | 75 | 38 | 102 |
| | DUI | 130 | 135 | 103 | 123 | 125 | 178 | 87 | 126 |
| | Other Criminal Traffic | 851 | 633 | 609 | 659 | 464 | 375 | 261 | 550 |
| | Other Misdemeanors | 275 | 193 | 181 | 182 | 222 | 291 | 132 | 211 |
| | Serious Criminal Traffic | 30 | 24 | 19 | 21 | 21 | 26 | 29 | 24 |
| Non-Criminal | Civil Traffic | 1,930 | 1,581 | 1,761 | 1,771 | 5,318 | 3,003 | 4,410 | 2,825 |
| | Non-Parking | 1 | 1 | 0 | 0 | 0 | 0 | 0 | 0 |
| | Parking | 3 | 5 | 3 | 9 | 0 | 0 | 1 | 3 |
| Group Total | | 11,037 | 9,058 | 10,537 | 10,346 | 14,149 | 12,774 | 12,999 | 11,557 |

NOTE: Figures may not correspond to previously published Data Reports due to corrected information received after publication.

Justice of the Peace Courts Court Case Activity by Fiscal Year

MARICOPA COUNTY, UNIVERSITY LAKES JUSTICE COURT, F I L I N G S

| | | F I L I N G S | | | | | | | Average |
|---------------|-------------------------------------|---------------|--------|--------|--------|--------|--------|--------|---------|
| | | Fiscal Year | | | | | | | |
| | | 2014 | 2015 | 2016 | 2017 | 2018 | 2019 | 2020 | |
| Case Category | Case Type | | | | | | | | |
| Civil | Forcible Detainer / Eviction Action | 2,492 | 2,471 | 2,398 | 2,192 | 2,332 | 2,886 | 2,004 | 2,396 |
| | Injunctions Against Harassment | 10 | 9 | 19 | 10 | 2 | 16 | 2 | 10 |
| | Orders of Protection | 10 | 6 | 10 | 7 | 6 | 12 | 13 | 9 |
| | Other Civil | 1,246 | 1,174 | 1,144 | 1,199 | 1,649 | 1,526 | 1,329 | 1,323 |
| | Small Claims | 172 | 221 | 220 | 248 | 264 | 266 | 146 | 220 |
| Felony | Total Felony | 0 | 0 | 0 | 0 | 4 | 1 | 0 | 1 |
| Misdemeanors | Criminal Failure to Appear | 10 | 59 | 20 | 4 | 468 | 226 | 118 | 129 |
| | DUI | 943 | 744 | 543 | 453 | 418 | 407 | 424 | 562 |
| | Other Criminal Traffic | 1,900 | 1,724 | 1,615 | 1,422 | 790 | 602 | 459 | 1,216 |
| | Other Misdemeanors | 1,982 | 1,404 | 1,078 | 1,374 | 1,051 | 817 | 842 | 1,221 |
| | Serious Criminal Traffic | 125 | 96 | 101 | 91 | 88 | 67 | 70 | 91 |
| Non-Criminal | Civil Traffic | 6,107 | 5,559 | 6,024 | 4,974 | 6,176 | 6,191 | 5,361 | 5,770 |
| | Non-Parking | 5 | 1 | 0 | 1 | 0 | 0 | 0 | 1 |
| | Parking | 9 | 0 | 2 | 0 | 0 | 0 | 11 | 3 |
| Group Total | | 15,011 | 13,468 | 13,174 | 11,975 | 13,248 | 13,017 | 10,779 | 12,952 |

NOTE: Figures may not correspond to previously published Data Reports due to corrected information received after publication.

Justice of the Peace Courts Court Case Activity by Fiscal Year

MARICOPA COUNTY, UNIVERSITY LAKES JUSTICE COURT, TERMINATIONS

| | | TERMINATIONS | | | | | | | Average |
|---------------|-------------------------------------|--------------|--------|--------|--------|--------|--------|--------|---------|
| | | Fiscal Year | | | | | | | |
| | | 2014 | 2015 | 2016 | 2017 | 2018 | 2019 | 2020 | |
| Case Category | Case Type | | | | | | | | |
| Civil | Forcible Detainer / Eviction Action | 2,476 | 2,471 | 2,404 | 2,176 | 2,320 | 2,905 | 2,017 | 2,396 |
| | Injunctions Against Harassment | 10 | 9 | 19 | 10 | 2 | 16 | 2 | 10 |
| | Orders of Protection | 10 | 6 | 10 | 7 | 5 | 12 | 13 | 9 |
| | Other Civil | 1,228 | 1,256 | 1,252 | 1,114 | 1,553 | 1,752 | 1,410 | 1,367 |
| | Small Claims | 189 | 202 | 245 | 200 | 256 | 324 | 192 | 230 |
| Felony | Total Felony | 0 | 0 | 0 | 0 | 4 | 1 | 0 | 1 |
| Misdemeanors | Criminal Failure to Appear | 50 | 70 | 82 | 20 | 250 | 255 | 166 | 128 |
| | DUI | 723 | 813 | 673 | 484 | 448 | 438 | 348 | 561 |
| | Other Criminal Traffic | 1,901 | 1,791 | 1,350 | 1,448 | 849 | 721 | 488 | 1,221 |
| | Other Misdemeanors | 1,917 | 1,406 | 931 | 1,358 | 1,065 | 920 | 711 | 1,187 |
| | Serious Criminal Traffic | 104 | 104 | 92 | 75 | 72 | 55 | 54 | 79 |
| Non-Criminal | Civil Traffic | 6,146 | 4,955 | 6,102 | 4,840 | 7,162 | 7,041 | 7,811 | 6,294 |
| | Non-Parking | 5 | 0 | 1 | 1 | 0 | 0 | 0 | 1 |
| | Parking | 7 | 0 | 3 | 0 | 0 | 0 | 8 | 3 |
| Group Total | | 14,766 | 13,083 | 13,164 | 11,733 | 13,986 | 14,440 | 13,220 | 13,487 |

NOTE: Figures may not correspond to previously published Data Reports due to corrected information received after publication.

Justice of the Peace Courts Court Case Activity by Fiscal Year

MARICOPA COUNTY, WEST MCDOWELL JUSTICE COURT, F I L I N G S

| | | F I L I N G S | | | | | | | Average |
|---------------|-------------------------------------|---------------|--------|--------|--------|--------|--------|--------|---------|
| | | Fiscal Year | | | | | | | |
| | | 2014 | 2015 | 2016 | 2017 | 2018 | 2019 | 2020 | |
| Case Category | Case Type | | | | | | | | |
| Civil | Forcible Detainer / Eviction Action | 2,825 | 2,767 | 2,622 | 2,202 | 2,490 | 2,356 | 2,098 | 2,480 |
| | Injunctions Against Harassment | 67 | 34 | 56 | 37 | 66 | 57 | 40 | 51 |
| | Orders of Protection | 73 | 64 | 68 | 88 | 90 | 68 | 46 | 71 |
| | Other Civil | 1,354 | 1,369 | 1,311 | 1,606 | 1,938 | 1,810 | 1,739 | 1,590 |
| | Small Claims | 271 | 217 | 259 | 216 | 239 | 261 | 252 | 245 |
| Felony | Total Felony | 0 | 0 | 0 | 0 | 0 | 8 | 2 | 1 |
| Misdemeanors | Criminal Failure to Appear | 5 | 27 | 7 | 5 | 621 | 242 | 138 | 149 |
| | DUI | 278 | 302 | 369 | 444 | 496 | 562 | 448 | 414 |
| | Other Criminal Traffic | 1,931 | 2,168 | 2,122 | 2,666 | 1,185 | 696 | 436 | 1,601 |
| | Other Misdemeanors | 270 | 296 | 253 | 298 | 262 | 261 | 236 | 268 |
| | Serious Criminal Traffic | 28 | 41 | 48 | 68 | 107 | 74 | 54 | 60 |
| Non-Criminal | Civil Traffic | 4,687 | 5,591 | 5,683 | 6,200 | 7,749 | 6,914 | 5,762 | 6,084 |
| | Non-Parking | 5 | 5 | 2 | 3 | 0 | 0 | 0 | 2 |
| | Parking | 2 | 2 | 1 | 7 | 0 | 0 | 8 | 3 |
| Group Total | | 11,796 | 12,883 | 12,801 | 13,840 | 15,243 | 13,309 | 11,259 | 13,019 |

NOTE: Figures may not correspond to previously published Data Reports due to corrected information received after publication.

Justice of the Peace Courts Court Case Activity by Fiscal Year

MARICOPA COUNTY, WEST MCDOWELL JUSTICE COURT, TERMINATIONS

| | | TERMINATIONS | | | | | | | Average |
|--------------------|-------------------------------------|---------------|---------------|---------------|---------------|---------------|---------------|---------------|---------------|
| | | Fiscal Year | | | | | | | |
| | | 2014 | 2015 | 2016 | 2017 | 2018 | 2019 | 2020 | |
| Case Category | Case Type | | | | | | | | |
| Civil | Forcible Detainer / Eviction Action | 2,824 | 2,769 | 2,594 | 2,155 | 2,529 | 2,361 | 2,134 | 2,481 |
| | Injunctions Against Harassment | 67 | 34 | 56 | 37 | 65 | 58 | 40 | 51 |
| | Orders of Protection | 73 | 64 | 68 | 88 | 91 | 66 | 44 | 71 |
| | Other Civil | 1,872 | 1,120 | 1,374 | 1,362 | 2,066 | 1,924 | 1,833 | 1,650 |
| | Small Claims | 259 | 235 | 245 | 232 | 260 | 226 | 310 | 252 |
| Felony | Total Felony | 0 | 0 | 0 | 0 | 0 | 6 | 4 | 1 |
| Misdemeanors | Criminal Failure to Appear | 29 | 28 | 22 | 4 | 306 | 262 | 166 | 117 |
| | DUI | 384 | 268 | 269 | 318 | 409 | 651 | 383 | 383 |
| | Other Criminal Traffic | 2,427 | 2,028 | 1,941 | 2,213 | 1,213 | 925 | 517 | 1,609 |
| | Other Misdemeanors | 539 | 251 | 209 | 203 | 349 | 408 | 191 | 307 |
| | Serious Criminal Traffic | 32 | 39 | 42 | 51 | 79 | 86 | 58 | 55 |
| Non-Criminal | Civil Traffic | 5,620 | 5,079 | 5,151 | 5,734 | 8,842 | 7,897 | 7,254 | 6,511 |
| | Non-Parking | 4 | 4 | 3 | 3 | 0 | 0 | 0 | 2 |
| | Parking | 2 | 1 | 1 | 4 | 0 | 0 | 10 | 3 |
| Group Total | | 14,132 | 11,920 | 11,975 | 12,404 | 16,209 | 14,870 | 12,944 | 13,493 |

NOTE: Figures may not correspond to previously published Data Reports due to corrected information received after publication.

Justice of the Peace Courts Court Case Activity by Fiscal Year

MARICOPA COUNTY, WEST MESA JUSTICE COURT, F I L I N G S

| | | F I L I N G S | | | | | | | Average |
|---------------|-------------------------------------|---------------|--------|--------|--------|--------|--------|--------|---------|
| | | Fiscal Year | | | | | | | |
| | | 2014 | 2015 | 2016 | 2017 | 2018 | 2019 | 2020 | |
| Case Category | Case Type | | | | | | | | |
| Civil | Forcible Detainer / Eviction Action | 3,224 | 2,939 | 2,683 | 2,564 | 2,731 | 3,170 | 2,649 | 2,851 |
| | Injunctions Against Harassment | 46 | 49 | 22 | 30 | 38 | 52 | 45 | 40 |
| | Orders of Protection | 45 | 49 | 35 | 29 | 63 | 96 | 85 | 57 |
| | Other Civil | 1,687 | 1,484 | 1,827 | 2,000 | 1,972 | 1,923 | 1,975 | 1,839 |
| | Small Claims | 216 | 254 | 237 | 319 | 304 | 549 | 385 | 323 |
| Felony | Total Felony | 0 | 0 | 0 | 0 | 2 | 2 | 4 | 1 |
| Misdemeanors | Criminal Failure to Appear | 424 | 384 | 492 | 323 | 1,251 | 540 | 286 | 529 |
| | DUI | 1,485 | 1,224 | 927 | 742 | 846 | 873 | 726 | 975 |
| | Other Criminal Traffic | 2,530 | 2,336 | 2,661 | 3,066 | 1,689 | 1,311 | 824 | 2,060 |
| | Other Misdemeanors | 989 | 988 | 815 | 866 | 647 | 615 | 565 | 784 |
| | Serious Criminal Traffic | 142 | 163 | 150 | 124 | 141 | 150 | 96 | 138 |
| Non-Criminal | Civil Traffic | 6,528 | 5,663 | 6,879 | 7,070 | 8,618 | 8,833 | 7,503 | 7,299 |
| | Non-Parking | 1 | 2 | 5 | 0 | 0 | 0 | 0 | 1 |
| | Parking | 0 | 1 | 1 | 0 | 0 | 0 | 11 | 2 |
| Group Total | | 17,317 | 15,536 | 16,734 | 17,133 | 18,302 | 18,114 | 15,154 | 16,899 |

NOTE: Figures may not correspond to previously published Data Reports due to corrected information received after publication.

Justice of the Peace Courts Court Case Activity by Fiscal Year

MARICOPA COUNTY, WEST MESA JUSTICE COURT, TERMINATIONS

| | | TERMINATIONS | | | | | | | Average |
|--------------------|--|--------------|--------|--------|--------|--------|--------|--------|---------|
| | | Fiscal Year | | | | | | | |
| | | 2014 | 2015 | 2016 | 2017 | 2018 | 2019 | 2020 | |
| Case Category | Case Type | | | | | | | | |
| Civil | <i>Forcible Detainer / Eviction Action</i> | 3,466 | 2,882 | 2,923 | 2,493 | 2,758 | 3,201 | 2,657 | 2,911 |
| | <i>Injunctions Against Harassment</i> | 46 | 49 | 22 | 30 | 37 | 48 | 42 | 39 |
| | <i>Orders of Protection</i> | 45 | 49 | 35 | 29 | 60 | 88 | 81 | 55 |
| | <i>Other Civil</i> | 2,238 | 1,597 | 2,113 | 1,647 | 2,269 | 2,137 | 1,879 | 1,983 |
| | <i>Small Claims</i> | 129 | 280 | 197 | 248 | 364 | 516 | 481 | 316 |
| Felony | <i>Total Felony</i> | 0 | 0 | 0 | 0 | 1 | 3 | 6 | 1 |
| Misdemeanors | <i>Criminal Failure to Appear</i> | 403 | 261 | 418 | 290 | 469 | 564 | 353 | 394 |
| | <i>DUI</i> | 1,317 | 1,185 | 833 | 867 | 722 | 941 | 679 | 935 |
| | <i>Other Criminal Traffic</i> | 2,564 | 2,212 | 2,525 | 2,950 | 1,439 | 1,519 | 1,082 | 2,042 |
| | <i>Other Misdemeanors</i> | 765 | 863 | 616 | 858 | 639 | 790 | 488 | 717 |
| | <i>Serious Criminal Traffic</i> | 136 | 137 | 124 | 114 | 119 | 149 | 91 | 124 |
| Non-Criminal | <i>Civil Traffic</i> | 6,500 | 5,050 | 6,167 | 6,756 | 8,773 | 9,737 | 8,974 | 7,422 |
| | <i>Non-Parking</i> | 2 | 2 | 4 | 1 | 0 | 0 | 0 | 1 |
| | <i>Parking</i> | 0 | 1 | 1 | 0 | 0 | 0 | 11 | 2 |
| Group Total | | 17,611 | 14,568 | 15,978 | 16,283 | 17,650 | 19,693 | 16,824 | 16,942 |

NOTE: Figures may not correspond to previously published Data Reports due to corrected information received after publication.

Justice of the Peace Courts Court Case Activity by Fiscal Year

MARICOPA COUNTY, WHITE TANK JUSTICE COURT, F I L I N G S

| | | F I L I N G S | | | | | | | Average |
|---------------|-------------------------------------|---------------|--------|--------|--------|--------|--------|--------|---------|
| | | Fiscal Year | | | | | | | |
| | | 2014 | 2015 | 2016 | 2017 | 2018 | 2019 | 2020 | |
| Case Category | Case Type | | | | | | | | |
| Civil | Forcible Detainer / Eviction Action | 1,566 | 1,518 | 1,546 | 1,406 | 1,618 | 1,795 | 1,469 | 1,560 |
| | Injunctions Against Harassment | 105 | 119 | 120 | 144 | 120 | 78 | 80 | 109 |
| | Orders of Protection | 175 | 159 | 198 | 197 | 207 | 215 | 175 | 189 |
| | Other Civil | 3,118 | 3,184 | 3,253 | 3,331 | 4,621 | 4,751 | 4,553 | 3,830 |
| | Small Claims | 565 | 380 | 448 | 487 | 458 | 565 | 480 | 483 |
| Felony | Total Felony | 0 | 0 | 0 | 0 | 0 | 0 | 2 | 0 |
| Misdemeanors | Criminal Failure to Appear | 197 | 268 | 146 | 112 | 0 | 90 | 87 | 129 |
| | DUI | 340 | 386 | 431 | 314 | 373 | 322 | 335 | 357 |
| | Other Criminal Traffic | 2,568 | 2,030 | 2,124 | 1,680 | 747 | 721 | 642 | 1,502 |
| | Other Misdemeanors | 594 | 572 | 465 | 513 | 561 | 479 | 339 | 503 |
| | Serious Criminal Traffic | 69 | 53 | 58 | 50 | 62 | 51 | 55 | 57 |
| Non-Criminal | Civil Traffic | 8,251 | 5,970 | 7,625 | 6,938 | 5,341 | 6,984 | 5,700 | 6,687 |
| | Non-Parking | 4 | 2 | 4 | 0 | 0 | 0 | 0 | 1 |
| | Parking | 29 | 31 | 29 | 21 | 0 | 0 | 7 | 17 |
| Group Total | | 17,581 | 14,672 | 16,447 | 15,193 | 14,108 | 16,051 | 13,924 | 15,424 |

NOTE: Figures may not correspond to previously published Data Reports due to corrected information received after publication.

Justice of the Peace Courts Court Case Activity by Fiscal Year

MARICOPA COUNTY, WHITE TANK JUSTICE COURT, TERMINATIONS

| | | TERMINATIONS | | | | | | | Average |
|---------------|-------------------------------------|--------------|--------|--------|--------|--------|--------|--------|---------|
| | | Fiscal Year | | | | | | | |
| | | 2014 | 2015 | 2016 | 2017 | 2018 | 2019 | 2020 | |
| Case Category | Case Type | | | | | | | | |
| Civil | Forcible Detainer / Eviction Action | 1,574 | 1,510 | 1,540 | 1,424 | 1,612 | 1,803 | 1,490 | 1,565 |
| | Injunctions Against Harassment | 105 | 119 | 120 | 144 | 119 | 78 | 80 | 109 |
| | Orders of Protection | 175 | 159 | 198 | 197 | 206 | 215 | 176 | 189 |
| | Other Civil | 7,938 | 3,432 | 3,614 | 3,168 | 4,163 | 5,215 | 4,622 | 4,593 |
| | Small Claims | 626 | 714 | 414 | 428 | 526 | 605 | 533 | 549 |
| Felony | Total Felony | 0 | 0 | 0 | 0 | 0 | 0 | 2 | 0 |
| Misdemeanors | Criminal Failure to Appear | 213 | 224 | 129 | 65 | 94 | 115 | 115 | 136 |
| | DUI | 312 | 360 | 385 | 294 | 388 | 319 | 249 | 330 |
| | Other Criminal Traffic | 2,824 | 2,361 | 1,941 | 1,643 | 927 | 886 | 622 | 1,601 |
| | Other Misdemeanors | 593 | 532 | 423 | 490 | 551 | 528 | 317 | 491 |
| | Serious Criminal Traffic | 47 | 55 | 48 | 43 | 53 | 48 | 39 | 48 |
| Non-Criminal | Civil Traffic | 8,380 | 6,039 | 6,582 | 6,852 | 6,375 | 7,601 | 6,520 | 6,907 |
| | Non-Parking | 4 | 2 | 5 | 0 | 0 | 0 | 0 | 2 |
| | Parking | 22 | 30 | 21 | 18 | 0 | 0 | 7 | 14 |
| Group Total | | 22,813 | 15,537 | 15,420 | 14,766 | 15,014 | 17,413 | 14,772 | 16,534 |

NOTE: Figures may not correspond to previously published Data Reports due to corrected information received after publication.

Justice of the Peace Courts Court Case Activity by Fiscal Year

MOHAVE COUNTY, BULLHEAD CITY JUSTICE COURT, F I L I N G S

| | | F I L I N G S | | | | | | | Average |
|---------------------|--|---------------|-------|-------|-------|-------|-------|-------|---------|
| | | Fiscal Year | | | | | | | |
| | | 2014 | 2015 | 2016 | 2017 | 2018 | 2019 | 2020 | |
| Case Category | Case Type | | | | | | | | |
| <i>Civil</i> | <i>Forcible Detainer / Eviction Action</i> | 402 | 336 | 364 | 359 | 371 | 375 | 304 | 359 |
| | <i>Injunctions Against Harassment</i> | 37 | 70 | 101 | 84 | 97 | 103 | 131 | 89 |
| | <i>Orders of Protection</i> | 121 | 145 | 153 | 161 | 178 | 218 | 212 | 170 |
| | <i>Other Civil</i> | 1,318 | 1,136 | 1,208 | 1,408 | 1,581 | 1,795 | 1,715 | 1,451 |
| | <i>Small Claims</i> | 254 | 123 | 159 | 115 | 133 | 119 | 123 | 147 |
| <i>Felony</i> | <i>Total Felony</i> | 1,439 | 1,607 | 1,932 | 1,711 | 1,917 | 1,103 | 1,298 | 1,572 |
| <i>Misdemeanors</i> | <i>Criminal Failure to Appear</i> | 193 | 105 | 112 | 140 | 334 | 162 | 128 | 168 |
| | <i>DUI</i> | 161 | 143 | 177 | 134 | 130 | 102 | 142 | 141 |
| | <i>Other Criminal Traffic</i> | 378 | 405 | 244 | 223 | 330 | 243 | 165 | 284 |
| | <i>Other Misdemeanors</i> | 1,378 | 1,165 | 1,088 | 961 | 1,109 | 850 | 907 | 1,065 |
| | <i>Serious Criminal Traffic</i> | 23 | 50 | 30 | 28 | 18 | 11 | 14 | 25 |
| <i>Non-Criminal</i> | <i>Civil Traffic</i> | 2,113 | 1,688 | 1,443 | 1,989 | 1,932 | 1,906 | 2,193 | 1,895 |
| | <i>Non-Parking</i> | 0 | 0 | 0 | 0 | 0 | 0 | 0 | 0 |
| | <i>Parking</i> | 0 | 0 | 0 | 0 | 0 | 0 | 0 | 0 |
| <i>Group Total</i> | | 7,817 | 6,973 | 7,011 | 7,313 | 8,130 | 6,987 | 7,332 | 7,366 |

NOTE: Figures may not correspond to previously published Data Reports due to corrected information received after publication.

Justice of the Peace Courts Court Case Activity by Fiscal Year

MOHAVE COUNTY, BULLHEAD CITY JUSTICE COURT, TERMINATIONS

| | | TERMINATIONS | | | | | | | Average |
|---------------------|--|--------------|-------|-------|-------|-------|-------|-------|---------|
| | | Fiscal Year | | | | | | | |
| | | 2014 | 2015 | 2016 | 2017 | 2018 | 2019 | 2020 | |
| Case Category | Case Type | | | | | | | | |
| <i>Civil</i> | <i>Forcible Detainer / Eviction Action</i> | 383 | 313 | 288 | 341 | 347 | 353 | 283 | 330 |
| | <i>Injunctions Against Harassment</i> | 37 | 65 | 90 | 87 | 95 | 99 | 132 | 86 |
| | <i>Orders of Protection</i> | 121 | 145 | 140 | 164 | 176 | 219 | 198 | 166 |
| | <i>Other Civil</i> | 1,469 | 278 | 307 | 1,414 | 1,141 | 1,645 | 1,813 | 1,152 |
| | <i>Small Claims</i> | 238 | 53 | 41 | 134 | 112 | 105 | 119 | 115 |
| <i>Felony</i> | <i>Total Felony</i> | 1,349 | 1,737 | 1,768 | 1,671 | 2,112 | 2,087 | 1,677 | 1,772 |
| <i>Misdemeanors</i> | <i>Criminal Failure to Appear</i> | 97 | 124 | 47 | 47 | 8 | 352 | 229 | 129 |
| | <i>DUI</i> | 164 | 159 | 185 | 103 | 136 | 128 | 165 | 149 |
| | <i>Other Criminal Traffic</i> | 391 | 434 | 280 | 273 | 394 | 454 | 966 | 456 |
| | <i>Other Misdemeanors</i> | 1,371 | 1,269 | 986 | 829 | 1,026 | 1,538 | 1,671 | 1,241 |
| | <i>Serious Criminal Traffic</i> | 10 | 34 | 20 | 19 | 24 | 9 | 33 | 21 |
| <i>Non-Criminal</i> | <i>Civil Traffic</i> | 2,120 | 1,520 | 1,109 | 1,784 | 1,549 | 1,384 | 2,321 | 1,684 |
| | <i>Non-Parking</i> | 0 | 0 | 0 | 0 | 0 | 0 | 0 | 0 |
| | <i>Parking</i> | 0 | 0 | 0 | 0 | 0 | 0 | 0 | 0 |
| <i>Group Total</i> | | 7,750 | 6,131 | 5,261 | 6,866 | 7,120 | 8,373 | 9,607 | 7,301 |

NOTE: Figures may not correspond to previously published Data Reports due to corrected information received after publication.

Justice of the Peace Courts Court Case Activity by Fiscal Year

MOHAVE COUNTY, KINGMAN and CERBAT CONSOLIDATED JUSTICE COURT, F I L I N G S

| | | F I L I N G S | | | | | | | Average |
|---------------|-------------------------------------|---------------|--------|--------|--------|--------|--------|--------|---------|
| | | Fiscal Year | | | | | | | |
| | | 2014 | 2015 | 2016 | 2017 | 2018 | 2019 | 2020 | |
| Case Category | Case Type | | | | | | | | |
| Civil | Forcible Detainer / Eviction Action | 385 | 386 | 373 | 406 | 365 | 347 | 256 | 360 |
| | Injunctions Against Harassment | 204 | 187 | 206 | 221 | 231 | 199 | 157 | 201 |
| | Orders of Protection | 293 | 313 | 324 | 300 | 300 | 263 | 214 | 287 |
| | Other Civil | 1,302 | 1,154 | 1,389 | 1,686 | 1,814 | 1,671 | 1,341 | 1,479 |
| | Small Claims | 129 | 167 | 124 | 138 | 113 | 113 | 90 | 125 |
| Felony | Total Felony | 2,275 | 3,349 | 3,317 | 3,701 | 4,277 | 4,065 | 2,491 | 3,354 |
| Misdemeanors | Criminal Failure to Appear | 528 | 444 | 476 | 598 | 616 | 402 | 627 | 527 |
| | DUI | 346 | 356 | 279 | 323 | 325 | 360 | 241 | 319 |
| | Other Criminal Traffic | 1,338 | 1,104 | 886 | 875 | 910 | 948 | 344 | 915 |
| | Other Misdemeanors | 2,163 | 2,202 | 2,060 | 2,285 | 2,686 | 2,347 | 1,884 | 2,232 |
| | Serious Criminal Traffic | 34 | 34 | 43 | 45 | 37 | 40 | 44 | 40 |
| Non-Criminal | Civil Traffic | 9,034 | 8,003 | 7,578 | 7,745 | 7,800 | 7,327 | 4,778 | 7,466 |
| | Non-Parking | 0 | 0 | 0 | 0 | 0 | 0 | 0 | 0 |
| | Parking | 0 | 0 | 0 | 0 | 0 | 0 | 0 | 0 |
| Group Total | | 18,031 | 17,699 | 17,055 | 18,323 | 19,474 | 18,082 | 12,467 | 17,305 |

NOTE: Figures may not correspond to previously published Data Reports due to corrected information received after publication.

Justice of the Peace Courts Court Case Activity by Fiscal Year

MOHAVE COUNTY, KINGMAN and CERBAT CONSOLIDATED JUSTICE COURT, T E R M I N A T I O N S

| | | T E R M I N A T I O N S | | | | | | | Average |
|---------------|-------------------------------------|-------------------------|--------|--------|--------|--------|--------|--------|---------|
| | | Fiscal Year | | | | | | | |
| | | 2014 | 2015 | 2016 | 2017 | 2018 | 2019 | 2020 | |
| Case Category | Case Type | | | | | | | | |
| Civil | Forcible Detainer / Eviction Action | 382 | 388 | 361 | 381 | 362 | 335 | 247 | 351 |
| | Injunctions Against Harassment | 198 | 187 | 206 | 234 | 243 | 196 | 158 | 203 |
| | Orders of Protection | 299 | 320 | 325 | 301 | 309 | 263 | 220 | 291 |
| | Other Civil | 1,209 | 1,212 | 1,220 | 1,646 | 1,547 | 1,377 | 1,087 | 1,328 |
| | Small Claims | 110 | 157 | 108 | 112 | 101 | 69 | 70 | 104 |
| Felony | Total Felony | 2,252 | 3,310 | 3,212 | 3,659 | 4,136 | 3,852 | 2,000 | 3,203 |
| Misdemeanors | Criminal Failure to Appear | 677 | 376 | 352 | 575 | 350 | 298 | 379 | 430 |
| | DUI | 419 | 299 | 289 | 295 | 319 | 317 | 253 | 313 |
| | Other Criminal Traffic | 1,340 | 1,338 | 1,276 | 1,292 | 1,141 | 1,116 | 640 | 1,163 |
| | Other Misdemeanors | 2,303 | 2,166 | 2,093 | 2,199 | 2,344 | 2,100 | 2,422 | 2,232 |
| | Serious Criminal Traffic | 31 | 56 | 75 | 39 | 39 | 37 | 32 | 44 |
| Non-Criminal | Civil Traffic | 9,469 | 8,368 | 8,208 | 8,395 | 7,924 | 8,237 | 5,599 | 8,029 |
| | Non-Parking | 0 | 0 | 0 | 0 | 0 | 0 | 0 | 0 |
| | Parking | 0 | 0 | 0 | 0 | 0 | 0 | 0 | 0 |
| Group Total | | 18,689 | 18,177 | 17,725 | 19,128 | 18,815 | 18,197 | 13,107 | 17,691 |

NOTE: Figures may not correspond to previously published Data Reports due to corrected information received after publication.

Justice of the Peace Courts Court Case Activity by Fiscal Year

MOHAVE COUNTY, LAKE HAVASU JUSTICE COURT, F I L I N G S

| | | F I L I N G S | | | | | | | Average |
|---------------------|--|---------------|-------|-------|-------|-------|-------|-------|---------|
| | | Fiscal Year | | | | | | | |
| | | 2014 | 2015 | 2016 | 2017 | 2018 | 2019 | 2020 | |
| Case Category | Case Type | | | | | | | | |
| <i>Civil</i> | <i>Forcible Detainer / Eviction Action</i> | 172 | 202 | 172 | 173 | 155 | 142 | 165 | 169 |
| | <i>Injunctions Against Harassment</i> | 266 | 300 | 223 | 243 | 259 | 296 | 186 | 253 |
| | <i>Orders of Protection</i> | 341 | 359 | 393 | 390 | 332 | 364 | 250 | 347 |
| | <i>Other Civil</i> | 776 | 608 | 734 | 784 | 1,089 | 949 | 835 | 825 |
| | <i>Small Claims</i> | 173 | 128 | 96 | 104 | 120 | 99 | 93 | 116 |
| <i>Felony</i> | <i>Total Felony</i> | 1,018 | 1,210 | 837 | 1,123 | 1,315 | 1,897 | 1,331 | 1,247 |
| <i>Misdemeanors</i> | <i>Criminal Failure to Appear</i> | 134 | 150 | 220 | 169 | 145 | 149 | 803 | 253 |
| | <i>DUI</i> | 60 | 81 | 66 | 82 | 89 | 141 | 171 | 99 |
| | <i>Other Criminal Traffic</i> | 262 | 406 | 475 | 304 | 251 | 265 | 251 | 316 |
| | <i>Other Misdemeanors</i> | 285 | 368 | 476 | 521 | 746 | 471 | 558 | 489 |
| | <i>Serious Criminal Traffic</i> | 5 | 17 | 16 | 7 | 10 | 12 | 24 | 13 |
| <i>Non-Criminal</i> | <i>Civil Traffic</i> | 2,488 | 1,983 | 2,296 | 2,572 | 2,177 | 2,228 | 1,673 | 2,202 |
| | <i>Non-Parking</i> | 0 | 0 | 0 | 0 | 0 | 0 | 0 | 0 |
| | <i>Parking</i> | 0 | 0 | 0 | 0 | 0 | 0 | 0 | 0 |
| <i>Group Total</i> | | 5,980 | 5,812 | 6,004 | 6,472 | 6,688 | 7,013 | 6,340 | 6,329 |

NOTE: Figures may not correspond to previously published Data Reports due to corrected information received after publication.

Justice of the Peace Courts Court Case Activity by Fiscal Year

MOHAVE COUNTY, LAKE HAVASU JUSTICE COURT, TERMINATIONS

| | | TERMINATIONS | | | | | | | Average |
|---------------------|--|--------------|-------|-------|-------|-------|-------|-------|---------|
| | | Fiscal Year | | | | | | | |
| | | 2014 | 2015 | 2016 | 2017 | 2018 | 2019 | 2020 | |
| Case Category | Case Type | | | | | | | | |
| <i>Civil</i> | <i>Forcible Detainer / Eviction Action</i> | 163 | 195 | 167 | 161 | 150 | 139 | 159 | 162 |
| | <i>Injunctions Against Harassment</i> | 266 | 301 | 222 | 240 | 258 | 296 | 186 | 253 |
| | <i>Orders of Protection</i> | 341 | 359 | 394 | 387 | 333 | 365 | 256 | 348 |
| | <i>Other Civil</i> | 742 | 612 | 704 | 690 | 871 | 1,095 | 756 | 781 |
| | <i>Small Claims</i> | 150 | 109 | 96 | 71 | 107 | 84 | 74 | 99 |
| <i>Felony</i> | <i>Total Felony</i> | 901 | 1,216 | 1,234 | 1,587 | 1,809 | 1,976 | 1,322 | 1,435 |
| <i>Misdemeanors</i> | <i>Criminal Failure to Appear</i> | 220 | 91 | 151 | 126 | 136 | 160 | 111 | 142 |
| | <i>DUI</i> | 72 | 72 | 62 | 94 | 78 | 131 | 124 | 90 |
| | <i>Other Criminal Traffic</i> | 216 | 341 | 649 | 448 | 434 | 510 | 279 | 411 |
| | <i>Other Misdemeanors</i> | 675 | 368 | 429 | 507 | 670 | 625 | 427 | 529 |
| | <i>Serious Criminal Traffic</i> | 2 | 6 | 28 | 11 | 11 | 10 | 15 | 12 |
| <i>Non-Criminal</i> | <i>Civil Traffic</i> | 2,512 | 2,255 | 2,580 | 3,254 | 2,438 | 2,546 | 2,114 | 2,528 |
| | <i>Non-Parking</i> | 0 | 0 | 0 | 0 | 0 | 0 | 0 | 0 |
| | <i>Parking</i> | 0 | 0 | 0 | 0 | 0 | 0 | 0 | 0 |
| <i>Group Total</i> | | 6,260 | 5,925 | 6,716 | 7,576 | 7,295 | 7,937 | 5,823 | 6,790 |

NOTE: Figures may not correspond to previously published Data Reports due to corrected information received after publication.

Justice of the Peace Courts Court Case Activity by Fiscal Year

MOHAVE COUNTY, NORTH CANYON JUSTICE COURT, F I L I N G S

| | | F I L I N G S | | | | | | | Average |
|---------------------|--|---------------|-------|-------|-------|-------|-------|-------|---------|
| | | Fiscal Year | | | | | | | |
| | | 2014 | 2015 | 2016 | 2017 | 2018 | 2019 | 2020 | |
| Case Category | Case Type | | | | | | | | |
| <i>Civil</i> | <i>Forcible Detainer / Eviction Action</i> | 16 | 34 | 48 | 100 | 46 | 49 | 52 | 49 |
| | <i>Injunctions Against Harassment</i> | 17 | 23 | 31 | 24 | 0 | 17 | 16 | 18 |
| | <i>Orders of Protection</i> | 29 | 10 | 13 | 17 | 14 | 23 | 20 | 18 |
| | <i>Other Civil</i> | 20 | 35 | 15 | 14 | 8 | 35 | 34 | 23 |
| | <i>Small Claims</i> | 3 | 7 | 4 | 5 | 10 | 1 | 2 | 5 |
| <i>Felony</i> | <i>Total Felony</i> | 111 | 120 | 153 | 213 | 176 | 180 | 163 | 159 |
| <i>Misdemeanors</i> | <i>Criminal Failure to Appear</i> | 187 | 189 | 163 | 191 | 81 | 331 | 131 | 182 |
| | <i>DUI</i> | 95 | 80 | 94 | 74 | 64 | 69 | 133 | 87 |
| | <i>Other Criminal Traffic</i> | 564 | 469 | 485 | 497 | 480 | 279 | 157 | 419 |
| | <i>Other Misdemeanors</i> | 375 | 301 | 336 | 403 | 400 | 435 | 636 | 412 |
| | <i>Serious Criminal Traffic</i> | 16 | 16 | 18 | 20 | 12 | 10 | 10 | 15 |
| <i>Non-Criminal</i> | <i>Civil Traffic</i> | 4,153 | 3,493 | 3,318 | 3,789 | 3,162 | 3,139 | 3,414 | 3,495 |
| | <i>Non-Parking</i> | 0 | 0 | 0 | 0 | 0 | 0 | 0 | 0 |
| | <i>Parking</i> | 0 | 0 | 0 | 0 | 0 | 0 | 0 | 0 |
| <i>Group Total</i> | | 5,586 | 4,777 | 4,678 | 5,347 | 4,453 | 4,568 | 4,768 | 4,882 |

NOTE: Figures may not correspond to previously published Data Reports due to corrected information received after publication.

Justice of the Peace Courts Court Case Activity by Fiscal Year

MOHAVE COUNTY, NORTH CANYON JUSTICE COURT, TERMINATIONS

| | | TERMINATIONS | | | | | | | Average |
|---------------------|--|--------------|-------|-------|-------|-------|-------|-------|---------|
| | | Fiscal Year | | | | | | | |
| | | 2014 | 2015 | 2016 | 2017 | 2018 | 2019 | 2020 | |
| Case Category | Case Type | | | | | | | | |
| <i>Civil</i> | <i>Forcible Detainer / Eviction Action</i> | 15 | 34 | 48 | 99 | 39 | 33 | 53 | 46 |
| | <i>Injunctions Against Harassment</i> | 16 | 20 | 28 | 23 | 0 | 17 | 16 | 17 |
| | <i>Orders of Protection</i> | 25 | 8 | 8 | 13 | 12 | 23 | 20 | 16 |
| | <i>Other Civil</i> | 35 | 22 | 27 | 17 | 12 | 19 | 44 | 25 |
| | <i>Small Claims</i> | 2 | 3 | 7 | 5 | 4 | 7 | 2 | 4 |
| <i>Felony</i> | <i>Total Felony</i> | 78 | 113 | 199 | 241 | 144 | 54 | 160 | 141 |
| <i>Misdemeanors</i> | <i>Criminal Failure to Appear</i> | 91 | 107 | 123 | 140 | 113 | 151 | 452 | 168 |
| | <i>DUI</i> | 86 | 56 | 118 | 92 | 68 | 61 | 92 | 82 |
| | <i>Other Criminal Traffic</i> | 463 | 469 | 495 | 532 | 444 | 325 | 450 | 454 |
| | <i>Other Misdemeanors</i> | 416 | 335 | 436 | 430 | 605 | 418 | 626 | 467 |
| | <i>Serious Criminal Traffic</i> | 13 | 13 | 17 | 17 | 20 | 7 | 12 | 14 |
| <i>Non-Criminal</i> | <i>Civil Traffic</i> | 4,521 | 3,742 | 3,674 | 4,019 | 3,367 | 3,343 | 3,512 | 3,740 |
| | <i>Non-Parking</i> | 0 | 0 | 0 | 0 | 3 | 0 | 0 | 0 |
| | <i>Parking</i> | 0 | 0 | 0 | 0 | 0 | 0 | 0 | 0 |
| <i>Group Total</i> | | 5,761 | 4,922 | 5,180 | 5,628 | 4,831 | 4,458 | 5,439 | 5,174 |

NOTE: Figures may not correspond to previously published Data Reports due to corrected information received after publication.

Justice of the Peace Courts Court Case Activity by Fiscal Year

NAVAJO COUNTY, HOLBROOK(#1) JUSTICE COURT, F I L I N G S

| | | F I L I N G S | | | | | | | Average |
|---------------------|--|---------------|-------|-------|-------|-------|-------|-------|---------|
| | | Fiscal Year | | | | | | | |
| | | 2014 | 2015 | 2016 | 2017 | 2018 | 2019 | 2020 | |
| Case Category | Case Type | | | | | | | | |
| <i>Civil</i> | <i>Forcible Detainer / Eviction Action</i> | 16 | 15 | 15 | 13 | 14 | 19 | 15 | 15 |
| | <i>Injunctions Against Harassment</i> | 41 | 30 | 31 | 28 | 31 | 22 | 10 | 28 |
| | <i>Orders of Protection</i> | 45 | 57 | 53 | 54 | 54 | 47 | 35 | 49 |
| | <i>Other Civil</i> | 87 | 71 | 82 | 68 | 122 | 83 | 95 | 86 |
| | <i>Small Claims</i> | 22 | 5 | 5 | 10 | 3 | 17 | 10 | 10 |
| <i>Felony</i> | <i>Total Felony</i> | 849 | 781 | 727 | 506 | 828 | 727 | 571 | 713 |
| <i>Misdemeanors</i> | <i>Criminal Failure to Appear</i> | 364 | 418 | 404 | 320 | 455 | 480 | 358 | 400 |
| | <i>DUI</i> | 191 | 217 | 179 | 108 | 82 | 136 | 84 | 142 |
| | <i>Other Criminal Traffic</i> | 1,150 | 1,236 | 670 | 1,042 | 528 | 366 | 233 | 746 |
| | <i>Other Misdemeanors</i> | 1,990 | 1,521 | 1,980 | 1,500 | 1,410 | 1,437 | 1,474 | 1,616 |
| | <i>Serious Criminal Traffic</i> | 37 | 26 | 22 | 31 | 23 | 27 | 24 | 27 |
| <i>Non-Criminal</i> | <i>Civil Traffic</i> | 2,490 | 2,643 | 2,514 | 2,151 | 1,426 | 1,555 | 1,174 | 1,993 |
| | <i>Non-Parking</i> | 0 | 0 | 0 | 0 | 0 | 1 | 2 | 0 |
| | <i>Parking</i> | 0 | 0 | 0 | 0 | 0 | 0 | 0 | 0 |
| <i>Group Total</i> | | 7,282 | 7,020 | 6,682 | 5,831 | 4,976 | 4,917 | 4,085 | 5,825 |

NOTE: Figures may not correspond to previously published Data Reports due to corrected information received after publication.

Justice of the Peace Courts Court Case Activity by Fiscal Year

NAVAJO COUNTY, HOLBROOK(#1) JUSTICE COURT, TERMINATIONS

| | | TERMINATIONS | | | | | | | Average |
|---------------------|--|--------------|-------|--------|-------|-------|-------|--------|---------|
| | | Fiscal Year | | | | | | | |
| | | 2014 | 2015 | 2016 | 2017 | 2018 | 2019 | 2020 | |
| Case Category | Case Type | | | | | | | | |
| <i>Civil</i> | <i>Forcible Detainer / Eviction Action</i> | 23 | 24 | 95 | 22 | 12 | 18 | 191 | 55 |
| | <i>Injunctions Against Harassment</i> | 40 | 28 | 27 | 27 | 30 | 22 | 10 | 26 |
| | <i>Orders of Protection</i> | 32 | 53 | 50 | 52 | 54 | 46 | 33 | 46 |
| | <i>Other Civil</i> | 169 | 150 | 584 | 197 | 137 | 140 | 1,096 | 354 |
| | <i>Small Claims</i> | 107 | 67 | 352 | 93 | 7 | 10 | 692 | 190 |
| <i>Felony</i> | <i>Total Felony</i> | 1,574 | 1,003 | 2,376 | 1,152 | 899 | 1,565 | 8,740 | 2,473 |
| <i>Misdemeanors</i> | <i>Criminal Failure to Appear</i> | 278 | 345 | 346 | 301 | 309 | 363 | 239 | 312 |
| | <i>DUI</i> | 203 | 264 | 370 | 215 | 138 | 204 | 878 | 325 |
| | <i>Other Criminal Traffic</i> | 1,054 | 1,198 | 902 | 951 | 688 | 463 | 725 | 854 |
| | <i>Other Misdemeanors</i> | 2,841 | 2,061 | 3,169 | 1,884 | 1,553 | 1,987 | 6,154 | 2,807 |
| | <i>Serious Criminal Traffic</i> | 32 | 25 | 33 | 26 | 24 | 29 | 60 | 33 |
| <i>Non-Criminal</i> | <i>Civil Traffic</i> | 2,754 | 3,057 | 3,196 | 2,605 | 1,958 | 1,824 | 1,507 | 2,414 |
| | <i>Non-Parking</i> | 0 | 0 | 0 | 0 | 0 | 1 | 0 | 0 |
| | <i>Parking</i> | 0 | 0 | 0 | 0 | 0 | 0 | 0 | 0 |
| <i>Group Total</i> | | 9,107 | 8,275 | 11,500 | 7,525 | 5,809 | 6,672 | 20,325 | 9,889 |

NOTE: Figures may not correspond to previously published Data Reports due to corrected information received after publication.

Justice of the Peace Courts Court Case Activity by Fiscal Year

NAVAJO COUNTY, KAYENTA(#8) JUSTICE COURT, F I L I N G S

| | | F I L I N G S | | | | | | | Average |
|----------------------|--|---------------|------|------|------|------|------|------|---------|
| | | Fiscal Year | | | | | | | |
| | | 2014 | 2015 | 2016 | 2017 | 2018 | 2019 | 2020 | |
| Case Category | Case Type | | | | | | | | |
| <i>Civil</i> | <i>Forcible Detainer / Eviction Action</i> | 0 | 0 | 0 | 0 | 0 | 0 | 0 | 0 |
| | <i>Injunctions Against Harassment</i> | 0 | 0 | 0 | 1 | 2 | 0 | 1 | 1 |
| | <i>Orders of Protection</i> | 0 | 0 | 0 | 0 | 0 | 0 | 0 | 0 |
| | <i>Other Civil</i> | 0 | 0 | 0 | 0 | 1 | 0 | 0 | 0 |
| | <i>Small Claims</i> | 0 | 0 | 0 | 0 | 0 | 0 | 0 | 0 |
| <i>Felony</i> | <i>Total Felony</i> | 0 | 2 | 6 | 3 | 7 | 19 | 3 | 6 |
| <i>Misdemeanors</i> | <i>Criminal Failure to Appear</i> | 0 | 1 | 1 | 2 | 4 | 4 | 1 | 2 |
| | <i>DUI</i> | 3 | 1 | 4 | 1 | 0 | 1 | 1 | 2 |
| | <i>Other Criminal Traffic</i> | 5 | 9 | 14 | 26 | 12 | 15 | 15 | 14 |
| | <i>Other Misdemeanors</i> | 4 | 2 | 10 | 0 | 13 | 7 | 10 | 7 |
| | <i>Serious Criminal Traffic</i> | 1 | 0 | 0 | 2 | 0 | 0 | 0 | 0 |
| <i>Non- Criminal</i> | <i>Civil Traffic</i> | 286 | 225 | 340 | 291 | 334 | 383 | 274 | 305 |
| | <i>Non- Parking</i> | 0 | 0 | 0 | 0 | 0 | 0 | 0 | 0 |
| | <i>Parking</i> | 0 | 0 | 0 | 0 | 0 | 0 | 0 | 0 |
| <i>Group Total</i> | | 299 | 240 | 375 | 326 | 373 | 429 | 305 | 337 |

NOTE: Figures may not correspond to previously published Data Reports due to corrected information received after publication.

Justice of the Peace Courts Court Case Activity by Fiscal Year

NAVAJO COUNTY, KAYENTA(#8) JUSTICE COURT, TERMINATIONS

| | | TERMINATIONS | | | | | | | Average |
|---------------------|--|--------------|------|------|------|------|------|------|---------|
| | | Fiscal Year | | | | | | | |
| | | 2014 | 2015 | 2016 | 2017 | 2018 | 2019 | 2020 | |
| Case Category | Case Type | | | | | | | | |
| <i>Civil</i> | <i>Forcible Detainer / Eviction Action</i> | 0 | 0 | 0 | 0 | 0 | 0 | 1 | 0 |
| | <i>Injunctions Against Harassment</i> | 0 | 0 | 0 | 1 | 0 | 0 | 1 | 0 |
| | <i>Orders of Protection</i> | 0 | 0 | 0 | 0 | 0 | 0 | 0 | 0 |
| | <i>Other Civil</i> | 0 | 0 | 0 | 1 | 0 | 2 | 2 | 1 |
| | <i>Small Claims</i> | 0 | 0 | 0 | 1 | 0 | 4 | 5 | 1 |
| <i>Felony</i> | <i>Total Felony</i> | 1 | 2 | 3 | 0 | 2 | 12 | 38 | 8 |
| <i>Misdemeanors</i> | <i>Criminal Failure to Appear</i> | 3 | 2 | 1 | 1 | 2 | 1 | 6 | 2 |
| | <i>DUI</i> | 3 | 1 | 3 | 1 | 0 | 1 | 1 | 1 |
| | <i>Other Criminal Traffic</i> | 8 | 8 | 15 | 24 | 12 | 16 | 16 | 14 |
| | <i>Other Misdemeanors</i> | 7 | 2 | 5 | 6 | 7 | 24 | 52 | 15 |
| | <i>Serious Criminal Traffic</i> | 2 | 0 | 0 | 1 | 0 | 1 | 1 | 1 |
| <i>Non-Criminal</i> | <i>Civil Traffic</i> | 299 | 225 | 303 | 308 | 344 | 408 | 297 | 312 |
| | <i>Non-Parking</i> | 0 | 0 | 0 | 0 | 0 | 0 | 0 | 0 |
| | <i>Parking</i> | 0 | 0 | 0 | 0 | 0 | 0 | 0 | 0 |
| <i>Group Total</i> | | 323 | 240 | 330 | 344 | 367 | 469 | 420 | 355 |

NOTE: Figures may not correspond to previously published Data Reports due to corrected information received after publication.

Justice of the Peace Courts Court Case Activity by Fiscal Year

NAVAJO COUNTY, PINETOP and LAKESIDE(#7) JUSTICE COURT, F I L I N G S

| | | F I L I N G S | | | | | | | Average |
|---------------------|--|---------------|-------|-------|-------|-------|-------|-------|---------|
| | | Fiscal Year | | | | | | | |
| | | 2014 | 2015 | 2016 | 2017 | 2018 | 2019 | 2020 | |
| Case Category | Case Type | | | | | | | | |
| <i>Civil</i> | <i>Forcible Detainer / Eviction Action</i> | 52 | 45 | 51 | 31 | 42 | 53 | 22 | 42 |
| | <i>Injunctions Against Harassment</i> | 33 | 41 | 37 | 31 | 48 | 61 | 41 | 42 |
| | <i>Orders of Protection</i> | 83 | 70 | 63 | 75 | 68 | 89 | 72 | 74 |
| | <i>Other Civil</i> | 335 | 145 | 124 | 150 | 169 | 175 | 127 | 175 |
| | <i>Small Claims</i> | 81 | 27 | 37 | 46 | 29 | 25 | 26 | 39 |
| <i>Felony</i> | <i>Total Felony</i> | 96 | 112 | 132 | 111 | 163 | 202 | 208 | 146 |
| <i>Misdemeanors</i> | <i>Criminal Failure to Appear</i> | 261 | 274 | 418 | 262 | 411 | 391 | 280 | 328 |
| | <i>DUI</i> | 123 | 166 | 202 | 206 | 187 | 168 | 137 | 170 |
| | <i>Other Criminal Traffic</i> | 220 | 261 | 228 | 209 | 176 | 184 | 80 | 194 |
| | <i>Other Misdemeanors</i> | 1,575 | 1,439 | 1,498 | 1,358 | 1,189 | 1,204 | 863 | 1,304 |
| | <i>Serious Criminal Traffic</i> | 34 | 18 | 30 | 20 | 19 | 43 | 18 | 26 |
| <i>Non-Criminal</i> | <i>Civil Traffic</i> | 1,303 | 1,377 | 1,056 | 1,168 | 810 | 756 | 557 | 1,004 |
| | <i>Non-Parking</i> | 13 | 3 | 0 | 0 | 10 | 1 | 0 | 4 |
| | <i>Parking</i> | 0 | 0 | 0 | 0 | 0 | 0 | 0 | 0 |
| <i>Group Total</i> | | 4,209 | 3,978 | 3,876 | 3,667 | 3,321 | 3,352 | 2,431 | 3,548 |

NOTE: Figures may not correspond to previously published Data Reports due to corrected information received after publication.

Justice of the Peace Courts Court Case Activity by Fiscal Year

NAVAJO COUNTY, PINETOP and LAKESIDE(#7) JUSTICE COURT, TERMINATIONS

| | | TERMINATIONS | | | | | | | Average |
|---------------------|--|--------------|-------|-------|-------|-------|-------|-------|---------|
| | | Fiscal Year | | | | | | | |
| | | 2014 | 2015 | 2016 | 2017 | 2018 | 2019 | 2020 | |
| Case Category | Case Type | | | | | | | | |
| <i>Civil</i> | <i>Forcible Detainer / Eviction Action</i> | 80 | 70 | 80 | 57 | 85 | 59 | 79 | 73 |
| | <i>Injunctions Against Harassment</i> | 32 | 41 | 37 | 32 | 47 | 56 | 42 | 41 |
| | <i>Orders of Protection</i> | 77 | 69 | 59 | 77 | 64 | 89 | 70 | 72 |
| | <i>Other Civil</i> | 384 | 199 | 182 | 221 | 207 | 146 | 552 | 270 |
| | <i>Small Claims</i> | 109 | 55 | 61 | 70 | 40 | 28 | 228 | 84 |
| <i>Felony</i> | <i>Total Felony</i> | 62 | 79 | 163 | 94 | 127 | 292 | 1,238 | 294 |
| <i>Misdemeanors</i> | <i>Criminal Failure to Appear</i> | 241 | 226 | 306 | 292 | 284 | 408 | 279 | 291 |
| | <i>DUI</i> | 131 | 138 | 193 | 185 | 168 | 225 | 252 | 185 |
| | <i>Other Criminal Traffic</i> | 214 | 223 | 232 | 272 | 173 | 217 | 173 | 215 |
| | <i>Other Misdemeanors</i> | 1,375 | 1,146 | 1,592 | 1,677 | 1,271 | 1,559 | 1,823 | 1,492 |
| | <i>Serious Criminal Traffic</i> | 24 | 22 | 19 | 17 | 20 | 34 | 29 | 24 |
| <i>Non-Criminal</i> | <i>Civil Traffic</i> | 1,284 | 1,433 | 1,437 | 1,552 | 1,108 | 1,148 | 958 | 1,274 |
| | <i>Non-Parking</i> | 5 | 9 | 2 | 0 | 8 | 3 | 0 | 4 |
| | <i>Parking</i> | 0 | 0 | 0 | 0 | 0 | 0 | 0 | 0 |
| <i>Group Total</i> | | 4,018 | 3,710 | 4,363 | 4,546 | 3,602 | 4,264 | 5,723 | 4,319 |

NOTE: Figures may not correspond to previously published Data Reports due to corrected information received after publication.

Justice of the Peace Courts Court Case Activity by Fiscal Year

NAVAJO COUNTY, SHOW LOW(#5) JUSTICE COURT, F I L I N G S

| | | F I L I N G S | | | | | | | Average |
|---------------------|--|---------------|-------|-------|-------|-------|-------|-------|---------|
| | | Fiscal Year | | | | | | | |
| | | 2014 | 2015 | 2016 | 2017 | 2018 | 2019 | 2020 | |
| Case Category | Case Type | | | | | | | | |
| <i>Civil</i> | <i>Forcible Detainer / Eviction Action</i> | 60 | 55 | 48 | 51 | 57 | 62 | 45 | 54 |
| | <i>Injunctions Against Harassment</i> | 88 | 69 | 109 | 98 | 74 | 78 | 51 | 81 |
| | <i>Orders of Protection</i> | 151 | 154 | 172 | 169 | 150 | 115 | 104 | 145 |
| | <i>Other Civil</i> | 272 | 240 | 255 | 280 | 325 | 346 | 293 | 287 |
| | <i>Small Claims</i> | 34 | 44 | 48 | 39 | 76 | 34 | 24 | 43 |
| <i>Felony</i> | <i>Total Felony</i> | 173 | 302 | 259 | 187 | 330 | 520 | 436 | 315 |
| <i>Misdemeanors</i> | <i>Criminal Failure to Appear</i> | 190 | 242 | 253 | 186 | 256 | 277 | 425 | 261 |
| | <i>DUI</i> | 149 | 156 | 213 | 157 | 206 | 185 | 231 | 185 |
| | <i>Other Criminal Traffic</i> | 319 | 386 | 321 | 295 | 294 | 187 | 199 | 286 |
| | <i>Other Misdemeanors</i> | 1,604 | 1,583 | 1,359 | 1,343 | 1,255 | 1,298 | 1,675 | 1,445 |
| | <i>Serious Criminal Traffic</i> | 25 | 21 | 24 | 16 | 22 | 35 | 33 | 25 |
| <i>Non-Criminal</i> | <i>Civil Traffic</i> | 1,428 | 1,692 | 1,474 | 1,268 | 1,207 | 933 | 740 | 1,249 |
| | <i>Non-Parking</i> | 18 | 12 | 7 | 12 | 16 | 11 | 2 | 11 |
| | <i>Parking</i> | 0 | 0 | 0 | 0 | 0 | 0 | 0 | 0 |
| <i>Group Total</i> | | 4,511 | 4,956 | 4,542 | 4,101 | 4,268 | 4,081 | 4,258 | 4,387 |

NOTE: Figures may not correspond to previously published Data Reports due to corrected information received after publication.

Justice of the Peace Courts Court Case Activity by Fiscal Year

NAVAJO COUNTY, SHOW LOW(#5) JUSTICE COURT, TERMINATIONS

| | | TERMINATIONS | | | | | | | Average |
|---------------------|--|--------------|-------|-------|--------|-------|-------|--------|---------|
| | | Fiscal Year | | | | | | | |
| | | 2014 | 2015 | 2016 | 2017 | 2018 | 2019 | 2020 | |
| Case Category | Case Type | | | | | | | | |
| <i>Civil</i> | <i>Forcible Detainer / Eviction Action</i> | 128 | 155 | 89 | 181 | 114 | 63 | 242 | 139 |
| | <i>Injunctions Against Harassment</i> | 88 | 69 | 108 | 97 | 72 | 76 | 49 | 80 |
| | <i>Orders of Protection</i> | 149 | 153 | 171 | 168 | 146 | 103 | 97 | 141 |
| | <i>Other Civil</i> | 399 | 719 | 394 | 895 | 888 | 202 | 1,026 | 646 |
| | <i>Small Claims</i> | 148 | 224 | 90 | 220 | 166 | 28 | 800 | 239 |
| <i>Felony</i> | <i>Total Felony</i> | 485 | 632 | 764 | 2,443 | 1,326 | 485 | 3,155 | 1,327 |
| <i>Misdemeanors</i> | <i>Criminal Failure to Appear</i> | 159 | 200 | 220 | 218 | 223 | 241 | 197 | 208 |
| | <i>DUI</i> | 222 | 280 | 299 | 302 | 234 | 228 | 354 | 274 |
| | <i>Other Criminal Traffic</i> | 363 | 388 | 398 | 751 | 339 | 197 | 229 | 381 |
| | <i>Other Misdemeanors</i> | 2,052 | 2,291 | 2,406 | 3,878 | 2,102 | 1,754 | 3,660 | 2,592 |
| | <i>Serious Criminal Traffic</i> | 28 | 31 | 27 | 38 | 25 | 22 | 42 | 30 |
| <i>Non-Criminal</i> | <i>Civil Traffic</i> | 1,711 | 1,946 | 1,818 | 1,664 | 1,421 | 1,120 | 894 | 1,511 |
| | <i>Non-Parking</i> | 14 | 17 | 9 | 16 | 16 | 8 | 8 | 13 |
| | <i>Parking</i> | 0 | 0 | 0 | 0 | 0 | 0 | 0 | 0 |
| <i>Group Total</i> | | 5,946 | 7,105 | 6,793 | 10,871 | 7,072 | 4,527 | 10,753 | 7,581 |

NOTE: Figures may not correspond to previously published Data Reports due to corrected information received after publication.

Justice of the Peace Courts Court Case Activity by Fiscal Year

NAVAJO COUNTY, SNOWFLAKE(#3) JUSTICE COURT, F I L I N G S

| | | F I L I N G S | | | | | | | Average |
|---------------------|--|---------------|-------|-------|-------|-------|-------|-------|---------|
| | | Fiscal Year | | | | | | | |
| | | 2014 | 2015 | 2016 | 2017 | 2018 | 2019 | 2020 | |
| Case Category | Case Type | | | | | | | | |
| <i>Civil</i> | <i>Forcible Detainer / Eviction Action</i> | 30 | 28 | 25 | 27 | 25 | 21 | 30 | 27 |
| | <i>Injunctions Against Harassment</i> | 50 | 88 | 109 | 78 | 94 | 78 | 81 | 83 |
| | <i>Orders of Protection</i> | 84 | 91 | 78 | 69 | 83 | 70 | 78 | 79 |
| | <i>Other Civil</i> | 103 | 103 | 95 | 98 | 116 | 136 | 146 | 114 |
| | <i>Small Claims</i> | 44 | 27 | 24 | 27 | 35 | 16 | 17 | 27 |
| <i>Felony</i> | <i>Total Felony</i> | 116 | 248 | 364 | 272 | 353 | 597 | 315 | 324 |
| <i>Misdemeanors</i> | <i>Criminal Failure to Appear</i> | 121 | 144 | 124 | 122 | 200 | 199 | 238 | 164 |
| | <i>DUI</i> | 129 | 92 | 121 | 99 | 135 | 162 | 191 | 133 |
| | <i>Other Criminal Traffic</i> | 448 | 386 | 389 | 393 | 548 | 435 | 396 | 428 |
| | <i>Other Misdemeanors</i> | 928 | 1,080 | 898 | 842 | 878 | 915 | 952 | 928 |
| | <i>Serious Criminal Traffic</i> | 31 | 15 | 20 | 20 | 20 | 52 | 11 | 24 |
| <i>Non-Criminal</i> | <i>Civil Traffic</i> | 7,255 | 5,412 | 4,931 | 4,160 | 4,182 | 4,351 | 4,214 | 4,929 |
| | <i>Non-Parking</i> | 31 | 90 | 47 | 86 | 146 | 144 | 185 | 104 |
| | <i>Parking</i> | 0 | 0 | 0 | 0 | 0 | 0 | 0 | 0 |
| <i>Group Total</i> | | 9,370 | 7,804 | 7,225 | 6,293 | 6,815 | 7,176 | 6,854 | 7,364 |

NOTE: Figures may not correspond to previously published Data Reports due to corrected information received after publication.

Justice of the Peace Courts Court Case Activity by Fiscal Year

NAVAJO COUNTY, SNOWFLAKE(#3) JUSTICE COURT, TERMINATIONS

| | | TERMINATIONS | | | | | | | Average |
|---------------------|--|--------------|-------|-------|-------|-------|-------|--------|---------|
| | | Fiscal Year | | | | | | | |
| | | 2014 | 2015 | 2016 | 2017 | 2018 | 2019 | 2020 | |
| Case Category | Case Type | | | | | | | | |
| <i>Civil</i> | <i>Forcible Detainer / Eviction Action</i> | 26 | 22 | 22 | 20 | 26 | 23 | 34 | 25 |
| | <i>Injunctions Against Harassment</i> | 42 | 85 | 105 | 70 | 93 | 78 | 81 | 79 |
| | <i>Orders of Protection</i> | 75 | 89 | 75 | 67 | 81 | 70 | 76 | 76 |
| | <i>Other Civil</i> | 147 | 102 | 93 | 89 | 150 | 177 | 202 | 138 |
| | <i>Small Claims</i> | 56 | 41 | 20 | 16 | 31 | 26 | 42 | 33 |
| <i>Felony</i> | <i>Total Felony</i> | 81 | 249 | 251 | 212 | 207 | 554 | 4,902 | 922 |
| <i>Misdemeanors</i> | <i>Criminal Failure to Appear</i> | 81 | 103 | 99 | 93 | 173 | 243 | 116 | 130 |
| | <i>DUI</i> | 133 | 109 | 143 | 141 | 93 | 97 | 268 | 141 |
| | <i>Other Criminal Traffic</i> | 424 | 416 | 393 | 368 | 505 | 517 | 434 | 437 |
| | <i>Other Misdemeanors</i> | 919 | 1,165 | 1,220 | 1,085 | 960 | 1,041 | 1,969 | 1,194 |
| | <i>Serious Criminal Traffic</i> | 31 | 20 | 22 | 16 | 20 | 26 | 19 | 22 |
| <i>Non-Criminal</i> | <i>Civil Traffic</i> | 7,647 | 5,938 | 5,426 | 4,330 | 4,508 | 4,723 | 4,599 | 5,310 |
| | <i>Non-Parking</i> | 41 | 93 | 55 | 76 | 140 | 139 | 200 | 106 |
| | <i>Parking</i> | 1 | 0 | 0 | 0 | 0 | 0 | 0 | 0 |
| <i>Group Total</i> | | 9,704 | 8,432 | 7,924 | 6,583 | 6,987 | 7,714 | 12,942 | 8,613 |

NOTE: Figures may not correspond to previously published Data Reports due to corrected information received after publication.

Justice of the Peace Courts Court Case Activity by Fiscal Year

NAVAJO COUNTY, WINSLOW(#2) JUSTICE COURT, F I L I N G S

| | | F I L I N G S | | | | | | | Average |
|---------------------|--|---------------|-------|-------|-------|-------|-------|-------|---------|
| | | Fiscal Year | | | | | | | |
| | | 2014 | 2015 | 2016 | 2017 | 2018 | 2019 | 2020 | |
| Case Category | Case Type | | | | | | | | |
| <i>Civil</i> | <i>Forcible Detainer / Eviction Action</i> | 46 | 71 | 53 | 61 | 52 | 50 | 43 | 54 |
| | <i>Injunctions Against Harassment</i> | 9 | 29 | 34 | 45 | 41 | 20 | 20 | 28 |
| | <i>Orders of Protection</i> | 36 | 56 | 72 | 66 | 90 | 65 | 71 | 65 |
| | <i>Other Civil</i> | 127 | 140 | 115 | 165 | 165 | 168 | 166 | 149 |
| | <i>Small Claims</i> | 21 | 22 | 13 | 16 | 6 | 11 | 4 | 13 |
| <i>Felony</i> | <i>Total Felony</i> | 352 | 320 | 241 | 287 | 490 | 505 | 352 | 364 |
| <i>Misdemeanors</i> | <i>Criminal Failure to Appear</i> | 552 | 344 | 459 | 461 | 746 | 678 | 606 | 549 |
| | <i>DUI</i> | 152 | 219 | 241 | 127 | 158 | 195 | 168 | 180 |
| | <i>Other Criminal Traffic</i> | 557 | 442 | 291 | 260 | 362 | 271 | 191 | 339 |
| | <i>Other Misdemeanors</i> | 1,465 | 1,535 | 1,498 | 1,342 | 1,508 | 1,646 | 1,690 | 1,526 |
| | <i>Serious Criminal Traffic</i> | 66 | 48 | 26 | 20 | 19 | 30 | 33 | 35 |
| <i>Non-Criminal</i> | <i>Civil Traffic</i> | 2,929 | 2,851 | 2,256 | 1,752 | 1,613 | 1,594 | 1,483 | 2,068 |
| | <i>Non-Parking</i> | 0 | 0 | 0 | 0 | 2 | 1 | 0 | 0 |
| | <i>Parking</i> | 0 | 0 | 0 | 0 | 0 | 0 | 0 | 0 |
| <i>Group Total</i> | | 6,312 | 6,077 | 5,299 | 4,602 | 5,252 | 5,234 | 4,827 | 5,370 |

NOTE: Figures may not correspond to previously published Data Reports due to corrected information received after publication.

Justice of the Peace Courts Court Case Activity by Fiscal Year

NAVAJO COUNTY, WINSLOW(#2) JUSTICE COURT, TERMINATIONS

| | | TERMINATIONS | | | | | | | Average |
|---------------------|--|--------------|-------|-------|-------|-------|-------|--------|---------|
| | | Fiscal Year | | | | | | | |
| | | 2014 | 2015 | 2016 | 2017 | 2018 | 2019 | 2020 | |
| Case Category | Case Type | | | | | | | | |
| <i>Civil</i> | <i>Forcible Detainer / Eviction Action</i> | 44 | 145 | 57 | 67 | 87 | 49 | 503 | 136 |
| | <i>Injunctions Against Harassment</i> | 9 | 28 | 33 | 43 | 40 | 20 | 20 | 28 |
| | <i>Orders of Protection</i> | 36 | 54 | 71 | 64 | 88 | 63 | 71 | 64 |
| | <i>Other Civil</i> | 129 | 380 | 186 | 210 | 384 | 158 | 1,050 | 356 |
| | <i>Small Claims</i> | 18 | 91 | 26 | 26 | 69 | 14 | 885 | 161 |
| <i>Felony</i> | <i>Total Felony</i> | 351 | 654 | 564 | 384 | 466 | 495 | 5,268 | 1,169 |
| <i>Misdemeanors</i> | <i>Criminal Failure to Appear</i> | 306 | 244 | 287 | 344 | 485 | 603 | 329 | 371 |
| | <i>DUI</i> | 164 | 201 | 258 | 226 | 195 | 140 | 217 | 200 |
| | <i>Other Criminal Traffic</i> | 511 | 511 | 395 | 276 | 342 | 310 | 395 | 391 |
| | <i>Other Misdemeanors</i> | 1,587 | 2,006 | 1,908 | 1,625 | 1,542 | 1,488 | 4,201 | 2,051 |
| | <i>Serious Criminal Traffic</i> | 55 | 64 | 45 | 30 | 25 | 28 | 60 | 44 |
| <i>Non-Criminal</i> | <i>Civil Traffic</i> | 3,016 | 3,147 | 2,818 | 2,110 | 2,037 | 1,871 | 1,728 | 2,390 |
| | <i>Non-Parking</i> | 0 | 0 | 0 | 0 | 0 | 3 | 0 | 0 |
| | <i>Parking</i> | 0 | 0 | 0 | 0 | 0 | 0 | 0 | 0 |
| <i>Group Total</i> | | 6,226 | 7,525 | 6,648 | 5,405 | 5,760 | 5,242 | 14,727 | 7,361 |

NOTE: Figures may not correspond to previously published Data Reports due to corrected information received after publication.

Justice of the Peace Courts Court Case Activity by Fiscal Year

PIMA COUNTY, AJO(#3) JUSTICE COURT, F I L I N G S

| | | F I L I N G S | | | | | | | Average |
|---------------------|--|---------------|-------|-------|-------|-------|-------|-------|---------|
| | | Fiscal Year | | | | | | | |
| | | 2014 | 2015 | 2016 | 2017 | 2018 | 2019 | 2020 | |
| Case Category | Case Type | | | | | | | | |
| <i>Civil</i> | <i>Forcible Detainer / Eviction Action</i> | 5 | 5 | 4 | 5 | 5 | 5 | 3 | 5 |
| | <i>Injunctions Against Harassment</i> | 13 | 11 | 11 | 10 | 20 | 10 | 13 | 13 |
| | <i>Orders of Protection</i> | 23 | 22 | 31 | 15 | 26 | 21 | 11 | 21 |
| | <i>Other Civil</i> | 18 | 33 | 18 | 27 | 32 | 30 | 24 | 26 |
| | <i>Small Claims</i> | 5 | 6 | 18 | 3 | 3 | 4 | 1 | 6 |
| <i>Felony</i> | <i>Total Felony</i> | 314 | 241 | 210 | 212 | 164 | 175 | 114 | 204 |
| <i>Misdemeanors</i> | <i>Criminal Failure to Appear</i> | 2 | 0 | 0 | 0 | 0 | 0 | 0 | 0 |
| | <i>DUI</i> | 32 | 23 | 21 | 16 | 15 | 12 | 30 | 21 |
| | <i>Other Criminal Traffic</i> | 231 | 183 | 152 | 115 | 173 | 187 | 132 | 168 |
| | <i>Other Misdemeanors</i> | 472 | 319 | 344 | 421 | 444 | 378 | 234 | 373 |
| | <i>Serious Criminal Traffic</i> | 5 | 6 | 7 | 24 | 29 | 35 | 25 | 19 |
| <i>Non-Criminal</i> | <i>Civil Traffic</i> | 1,630 | 1,198 | 1,381 | 1,205 | 1,389 | 1,404 | 811 | 1,288 |
| | <i>Non-Parking</i> | 0 | 0 | 0 | 0 | 0 | 0 | 0 | 0 |
| | <i>Parking</i> | 0 | 0 | 0 | 0 | 0 | 0 | 0 | 0 |
| <i>Group Total</i> | | 2,750 | 2,047 | 2,197 | 2,053 | 2,300 | 2,261 | 1,398 | 2,144 |

NOTE: Figures may not correspond to previously published Data Reports due to corrected information received after publication.

Justice of the Peace Courts Court Case Activity by Fiscal Year

PIMA COUNTY, AJO(#3) JUSTICE COURT, TERMINATIONS

| | | TERMINATIONS | | | | | | | Average |
|---------------------|--|--------------|-------|-------|-------|-------|-------|-------|---------|
| | | Fiscal Year | | | | | | | |
| | | 2014 | 2015 | 2016 | 2017 | 2018 | 2019 | 2020 | |
| Case Category | Case Type | | | | | | | | |
| <i>Civil</i> | <i>Forcible Detainer / Eviction Action</i> | 8 | 8 | 6 | 3 | 5 | 3 | 4 | 5 |
| | <i>Injunctions Against Harassment</i> | 13 | 11 | 9 | 10 | 18 | 12 | 13 | 12 |
| | <i>Orders of Protection</i> | 22 | 22 | 29 | 15 | 26 | 21 | 11 | 21 |
| | <i>Other Civil</i> | 39 | 39 | 46 | 22 | 31 | 37 | 27 | 35 |
| | <i>Small Claims</i> | 9 | 4 | 10 | 16 | 4 | 1 | 4 | 7 |
| <i>Felony</i> | <i>Total Felony</i> | 325 | 228 | 92 | 150 | 63 | 57 | 58 | 139 |
| <i>Misdemeanors</i> | <i>Criminal Failure to Appear</i> | 105 | 36 | 6 | 19 | 4 | 4 | 27 | 29 |
| | <i>DUI</i> | 52 | 43 | 23 | 23 | 19 | 15 | 25 | 29 |
| | <i>Other Criminal Traffic</i> | 317 | 248 | 91 | 83 | 130 | 187 | 186 | 177 |
| | <i>Other Misdemeanors</i> | 654 | 431 | 347 | 402 | 442 | 378 | 258 | 416 |
| | <i>Serious Criminal Traffic</i> | 6 | 10 | 8 | 21 | 25 | 26 | 33 | 18 |
| <i>Non-Criminal</i> | <i>Civil Traffic</i> | 3,062 | 1,958 | 1,378 | 1,313 | 1,299 | 1,495 | 972 | 1,640 |
| | <i>Non-Parking</i> | 0 | 0 | 0 | 0 | 0 | 0 | 0 | 0 |
| | <i>Parking</i> | 0 | 0 | 0 | 0 | 0 | 0 | 0 | 0 |
| <i>Group Total</i> | | 4,612 | 3,038 | 2,045 | 2,077 | 2,066 | 2,236 | 1,618 | 2,528 |

NOTE: Figures may not correspond to previously published Data Reports due to corrected information received after publication.

Justice of the Peace Courts Court Case Activity by Fiscal Year

PIMA COUNTY, GREEN VALLEY(#7) JUSTICE COURT, F I L I N G S

| | | F I L I N G S | | | | | | | Average |
|----------------------|--|----------------------|--------------|--------------|--------------|--------------|--------------|--------------|----------------|
| | | <i>Fiscal Year</i> | | | | | | | |
| | | <i>2014</i> | <i>2015</i> | <i>2016</i> | <i>2017</i> | <i>2018</i> | <i>2019</i> | <i>2020</i> | |
| <i>Case Category</i> | <i>Case Type</i> | | | | | | | | |
| <i>Civil</i> | <i>Forcible Detainer / Eviction Action</i> | 44 | 30 | 21 | 14 | 20 | 23 | 17 | 24 |
| | <i>Injunctions Against Harassment</i> | 63 | 64 | 78 | 66 | 81 | 86 | 57 | 71 |
| | <i>Orders of Protection</i> | 47 | 57 | 77 | 80 | 96 | 86 | 61 | 72 |
| | <i>Other Civil</i> | 402 | 514 | 699 | 646 | 839 | 1,165 | 766 | 719 |
| | <i>Small Claims</i> | 27 | 43 | 30 | 246 | 136 | 185 | 32 | 100 |
| <i>Felony</i> | <i>Total Felony</i> | 0 | 0 | 19 | 1 | 0 | 3 | 0 | 3 |
| <i>Misdemeanors</i> | <i>Criminal Failure to Appear</i> | 262 | 189 | 450 | 157 | 108 | 0 | 0 | 167 |
| | <i>DUI</i> | 139 | 142 | 128 | 113 | 52 | 76 | 42 | 99 |
| | <i>Other Criminal Traffic</i> | 310 | 224 | 154 | 201 | 252 | 165 | 101 | 201 |
| | <i>Other Misdemeanors</i> | 536 | 521 | 311 | 415 | 585 | 462 | 353 | 455 |
| | <i>Serious Criminal Traffic</i> | 21 | 13 | 11 | 19 | 12 | 10 | 15 | 14 |
| <i>Non-Criminal</i> | <i>Civil Traffic</i> | 4,385 | 1,740 | 1,139 | 1,368 | 2,473 | 2,303 | 2,255 | 2,238 |
| | <i>Non-Parking</i> | 0 | 0 | 0 | 0 | 3 | 4 | 10 | 2 |
| | <i>Parking</i> | 1 | 0 | 0 | 0 | 0 | 0 | 1 | 0 |
| Group Total | | 6,237 | 3,537 | 3,117 | 3,326 | 4,657 | 4,568 | 3,710 | 4,165 |

NOTE: Figures may not correspond to previously published Data Reports due to corrected information received after publication.

Justice of the Peace Courts Court Case Activity by Fiscal Year

PIMA COUNTY, GREEN VALLEY(#7) JUSTICE COURT, TERMINATIONS

| | | TERMINATIONS | | | | | | | Average |
|---------------------|--|--------------|-------|-------|-------|-------|-------|-------|---------|
| | | Fiscal Year | | | | | | | |
| | | 2014 | 2015 | 2016 | 2017 | 2018 | 2019 | 2020 | |
| Case Category | Case Type | | | | | | | | |
| <i>Civil</i> | <i>Forcible Detainer / Eviction Action</i> | 51 | 38 | 20 | 16 | 19 | 24 | 12 | 26 |
| | <i>Injunctions Against Harassment</i> | 63 | 64 | 75 | 70 | 81 | 86 | 57 | 71 |
| | <i>Orders of Protection</i> | 47 | 57 | 70 | 82 | 96 | 86 | 61 | 71 |
| | <i>Other Civil</i> | 608 | 587 | 562 | 623 | 813 | 912 | 804 | 701 |
| | <i>Small Claims</i> | 31 | 47 | 24 | 31 | 347 | 88 | 121 | 98 |
| <i>Felony</i> | <i>Total Felony</i> | 1 | 0 | 7 | 12 | 3 | 7 | 2 | 5 |
| <i>Misdemeanors</i> | <i>Criminal Failure to Appear</i> | 676 | 264 | 436 | 218 | 176 | 164 | 329 | 323 |
| | <i>DUI</i> | 224 | 169 | 170 | 113 | 104 | 69 | 74 | 132 |
| | <i>Other Criminal Traffic</i> | 583 | 276 | 248 | 187 | 237 | 203 | 103 | 262 |
| | <i>Other Misdemeanors</i> | 844 | 535 | 492 | 368 | 443 | 519 | 298 | 500 |
| | <i>Serious Criminal Traffic</i> | 32 | 17 | 13 | 17 | 17 | 20 | 18 | 19 |
| <i>Non-Criminal</i> | <i>Civil Traffic</i> | 5,501 | 2,301 | 1,795 | 1,376 | 2,417 | 2,541 | 2,308 | 2,606 |
| | <i>Non-Parking</i> | 1 | 0 | 0 | 0 | 4 | 29 | 46 | 11 |
| | <i>Parking</i> | 1 | 0 | 0 | 0 | 0 | 0 | 1 | 0 |
| <i>Group Total</i> | | 8,663 | 4,355 | 3,912 | 3,113 | 4,757 | 4,748 | 4,234 | 4,825 |

NOTE: Figures may not correspond to previously published Data Reports due to corrected information received after publication.

Justice of the Peace Courts Court Case Activity by Fiscal Year

PIMA COUNTY, PIMA CONSOLIDATED JUSTICE COURT, F I L I N G S

| | | F I L I N G S | | | | | | | Average |
|---------------|-------------------------------------|---------------|---------|---------|---------|---------|---------|---------|---------|
| | | Fiscal Year | | | | | | | |
| | | 2014 | 2015 | 2016 | 2017 | 2018 | 2019 | 2020 | |
| Case Category | Case Type | | | | | | | | |
| Civil | Forcible Detainer / Eviction Action | 14,344 | 14,068 | 12,912 | 13,242 | 13,134 | 12,399 | 10,417 | 12,931 |
| | Injunctions Against Harassment | 498 | 515 | 535 | 444 | 534 | 662 | 569 | 537 |
| | Orders of Protection | 607 | 589 | 764 | 667 | 1,017 | 1,053 | 888 | 798 |
| | Other Civil | 15,224 | 15,238 | 16,228 | 16,722 | 20,367 | 20,352 | 18,918 | 17,579 |
| | Small Claims | 3,108 | 3,112 | 3,475 | 3,460 | 3,279 | 3,227 | 2,365 | 3,147 |
| Felony | Total Felony | 16,221 | 18,188 | 17,656 | 19,466 | 19,163 | 21,129 | 19,941 | 18,823 |
| Misdemeanors | Criminal Failure to Appear | 2,168 | 1,828 | 2,072 | 2,604 | 2,385 | 1,110 | 674 | 1,834 |
| | DUI | 3,470 | 3,819 | 3,995 | 4,035 | 3,812 | 3,646 | 2,731 | 3,644 |
| | Other Criminal Traffic | 5,343 | 5,406 | 4,523 | 3,644 | 3,446 | 2,629 | 1,874 | 3,838 |
| | Other Misdemeanors | 15,319 | 16,674 | 13,286 | 13,126 | 10,547 | 9,718 | 8,560 | 12,461 |
| | Serious Criminal Traffic | 411 | 323 | 302 | 298 | 300 | 237 | 320 | 313 |
| Non-Criminal | Civil Traffic | 63,396 | 41,039 | 44,235 | 46,834 | 46,595 | 40,835 | 36,971 | 45,701 |
| | Non-Parking | 197 | 9 | 14 | 81 | 46 | 74 | 192 | 88 |
| | Parking | 255 | 317 | 91 | 109 | 443 | 633 | 548 | 342 |
| Group Total | | 140,561 | 121,125 | 120,088 | 124,732 | 125,068 | 117,704 | 104,968 | 122,036 |

NOTE: Figures may not correspond to previously published Data Reports due to corrected information received after publication.

Justice of the Peace Courts Court Case Activity by Fiscal Year

PIMA COUNTY, PIMA CONSOLIDATED JUSTICE COURT, TERMINATIONS

| | | TERMINATIONS | | | | | | | Average |
|---------------|-------------------------------------|--------------|---------|---------|---------|---------|---------|--------|---------|
| | | Fiscal Year | | | | | | | |
| | | 2014 | 2015 | 2016 | 2017 | 2018 | 2019 | 2020 | |
| Case Category | Case Type | | | | | | | | |
| Civil | Forcible Detainer / Eviction Action | 14,201 | 14,229 | 13,072 | 13,278 | 13,120 | 12,537 | 10,549 | 12,998 |
| | Injunctions Against Harassment | 489 | 436 | 532 | 449 | 548 | 666 | 574 | 528 |
| | Orders of Protection | 600 | 546 | 765 | 784 | 1,043 | 1,067 | 895 | 814 |
| | Other Civil | 13,297 | 15,916 | 16,855 | 15,900 | 19,037 | 21,650 | 19,630 | 17,470 |
| | Small Claims | 2,829 | 3,576 | 3,725 | 3,515 | 3,541 | 3,238 | 2,649 | 3,296 |
| Felony | Total Felony | 15,324 | 11,957 | 17,298 | 19,087 | 18,168 | 20,037 | 19,841 | 17,387 |
| Misdemeanors | Criminal Failure to Appear | 1,950 | 1,978 | 4,261 | 2,207 | 3,094 | 2,582 | 855 | 2,418 |
| | DUI | 3,462 | 3,534 | 3,870 | 3,762 | 4,034 | 3,637 | 2,338 | 3,520 |
| | Other Criminal Traffic | 4,975 | 5,095 | 6,754 | 3,214 | 3,748 | 3,552 | 1,279 | 4,088 |
| | Other Misdemeanors | 15,365 | 16,747 | 13,333 | 14,427 | 11,164 | 12,238 | 7,364 | 12,948 |
| | Serious Criminal Traffic | 437 | 288 | 322 | 382 | 399 | 333 | 247 | 344 |
| Non-Criminal | Civil Traffic | 63,632 | 46,403 | 43,640 | 48,173 | 50,757 | 41,084 | 32,002 | 46,527 |
| | Non-Parking | 236 | 11 | 13 | 91 | 55 | 72 | 153 | 90 |
| | Parking | 248 | 350 | 85 | 103 | 387 | 609 | 566 | 335 |
| Group Total | | 137,045 | 121,066 | 124,525 | 125,372 | 129,095 | 123,302 | 98,942 | 122,763 |

NOTE: Figures may not correspond to previously published Data Reports due to corrected information received after publication.

Justice of the Peace Courts Court Case Activity by Fiscal Year

PINAL COUNTY, APACHE JUNCTION(#7) JUSTICE COURT, F I L I N G S

| | | F I L I N G S | | | | | | | Average |
|---------------------|--|---------------|--------|--------|--------|--------|--------|-------|---------|
| | | Fiscal Year | | | | | | | |
| | | 2014 | 2015 | 2016 | 2017 | 2018 | 2019 | 2020 | |
| Case Category | Case Type | | | | | | | | |
| <i>Civil</i> | <i>Forcible Detainer / Eviction Action</i> | 1,138 | 1,100 | 988 | 968 | 912 | 642 | 344 | 870 |
| | <i>Injunctions Against Harassment</i> | 267 | 273 | 225 | 250 | 252 | 190 | 215 | 239 |
| | <i>Orders of Protection</i> | 353 | 337 | 473 | 373 | 366 | 280 | 208 | 341 |
| | <i>Other Civil</i> | 2,562 | 2,800 | 2,635 | 2,865 | 3,488 | 2,852 | 1,326 | 2,647 |
| | <i>Small Claims</i> | 268 | 246 | 273 | 290 | 242 | 191 | 113 | 232 |
| <i>Felony</i> | <i>Total Felony</i> | 222 | 264 | 401 | 353 | 329 | 156 | 140 | 266 |
| <i>Misdemeanors</i> | <i>Criminal Failure to Appear</i> | 1,637 | 1,119 | 1,345 | 691 | 376 | 579 | 396 | 878 |
| | <i>DUI</i> | 372 | 452 | 635 | 665 | 556 | 423 | 105 | 458 |
| | <i>Other Criminal Traffic</i> | 997 | 830 | 807 | 889 | 868 | 538 | 167 | 728 |
| | <i>Other Misdemeanors</i> | 1,576 | 2,163 | 2,021 | 2,294 | 1,677 | 921 | 381 | 1,576 |
| | <i>Serious Criminal Traffic</i> | 96 | 92 | 123 | 105 | 93 | 61 | 21 | 84 |
| <i>Non-Criminal</i> | <i>Civil Traffic</i> | 10,343 | 9,457 | 9,085 | 9,742 | 7,800 | 5,617 | 3,222 | 7,895 |
| | <i>Non-Parking</i> | 3 | 3 | 2 | 0 | 0 | 0 | 0 | 1 |
| | <i>Parking</i> | 0 | 0 | 0 | 0 | 0 | 0 | 0 | 0 |
| <i>Group Total</i> | | 19,834 | 19,136 | 19,013 | 19,485 | 16,959 | 12,450 | 6,638 | 16,215 |

NOTE: Figures may not correspond to previously published Data Reports due to corrected information received after publication.

Justice of the Peace Courts Court Case Activity by Fiscal Year

PINAL COUNTY, APACHE JUNCTION(#7) JUSTICE COURT, TERMINATIONS

| | | TERMINATIONS | | | | | | | Average |
|---------------------|--|--------------|--------|--------|--------|--------|--------|-------|---------|
| | | Fiscal Year | | | | | | | |
| | | 2014 | 2015 | 2016 | 2017 | 2018 | 2019 | 2020 | |
| Case Category | Case Type | | | | | | | | |
| <i>Civil</i> | <i>Forcible Detainer / Eviction Action</i> | 1,132 | 1,092 | 953 | 918 | 1,052 | 683 | 315 | 878 |
| | <i>Injunctions Against Harassment</i> | 208 | 221 | 182 | 239 | 250 | 195 | 212 | 215 |
| | <i>Orders of Protection</i> | 315 | 310 | 416 | 366 | 365 | 284 | 208 | 323 |
| | <i>Other Civil</i> | 2,708 | 2,624 | 2,804 | 2,425 | 4,055 | 3,622 | 983 | 2,746 |
| | <i>Small Claims</i> | 259 | 277 | 261 | 239 | 438 | 245 | 78 | 257 |
| <i>Felony</i> | <i>Total Felony</i> | 189 | 316 | 508 | 538 | 311 | 273 | 10 | 306 |
| <i>Misdemeanors</i> | <i>Criminal Failure to Appear</i> | 1,315 | 1,095 | 2,137 | 1,200 | 910 | 915 | 379 | 1,136 |
| | <i>DUI</i> | 356 | 336 | 781 | 786 | 629 | 543 | 170 | 514 |
| | <i>Other Criminal Traffic</i> | 1,014 | 781 | 1,232 | 957 | 811 | 758 | 189 | 820 |
| | <i>Other Misdemeanors</i> | 1,749 | 2,005 | 3,435 | 3,995 | 2,018 | 1,439 | 484 | 2,161 |
| | <i>Serious Criminal Traffic</i> | 92 | 71 | 136 | 125 | 83 | 94 | 16 | 88 |
| <i>Non-Criminal</i> | <i>Civil Traffic</i> | 11,158 | 9,668 | 11,522 | 10,350 | 8,039 | 6,894 | 3,415 | 8,721 |
| | <i>Non-Parking</i> | 0 | 5 | 1 | 0 | 0 | 0 | 0 | 1 |
| | <i>Parking</i> | 0 | 0 | 0 | 0 | 0 | 0 | 0 | 0 |
| <i>Group Total</i> | | 20,495 | 18,801 | 24,368 | 22,138 | 18,961 | 15,945 | 6,459 | 18,166 |

NOTE: Figures may not correspond to previously published Data Reports due to corrected information received after publication.

Justice of the Peace Courts Court Case Activity by Fiscal Year

PINAL COUNTY, CASA GRANDE(#2) JUSTICE COURT, F I L I N G S

| | | F I L I N G S | | | | | | | Average |
|---------------------|--|---------------|--------|--------|--------|--------|--------|-------|---------|
| | | Fiscal Year | | | | | | | |
| | | 2014 | 2015 | 2016 | 2017 | 2018 | 2019 | 2020 | |
| Case Category | Case Type | | | | | | | | |
| <i>Civil</i> | <i>Forcible Detainer / Eviction Action</i> | 692 | 565 | 521 | 540 | 570 | 539 | 433 | 551 |
| | <i>Injunctions Against Harassment</i> | 196 | 142 | 151 | 116 | 134 | 125 | 134 | 143 |
| | <i>Orders of Protection</i> | 329 | 246 | 271 | 286 | 295 | 262 | 229 | 274 |
| | <i>Other Civil</i> | 1,066 | 1,072 | 1,191 | 1,166 | 1,472 | 1,323 | 1,220 | 1,216 |
| | <i>Small Claims</i> | 173 | 210 | 198 | 250 | 189 | 112 | 121 | 179 |
| <i>Felony</i> | <i>Total Felony</i> | 503 | 390 | 423 | 226 | 367 | 369 | 309 | 370 |
| <i>Misdemeanors</i> | <i>Criminal Failure to Appear</i> | 948 | 682 | 717 | 598 | 592 | 1,157 | 674 | 767 |
| | <i>DUI</i> | 302 | 297 | 334 | 280 | 311 | 437 | 367 | 333 |
| | <i>Other Criminal Traffic</i> | 1,527 | 1,296 | 1,121 | 976 | 804 | 691 | 459 | 982 |
| | <i>Other Misdemeanors</i> | 563 | 751 | 725 | 750 | 961 | 1,101 | 990 | 834 |
| | <i>Serious Criminal Traffic</i> | 63 | 48 | 39 | 36 | 32 | 37 | 61 | 45 |
| <i>Non-Criminal</i> | <i>Civil Traffic</i> | 5,998 | 5,885 | 6,644 | 7,034 | 5,761 | 5,885 | 4,948 | 6,022 |
| | <i>Non-Parking</i> | 0 | 0 | 0 | 0 | 1 | 0 | 0 | 0 |
| | <i>Parking</i> | 0 | 0 | 0 | 0 | 0 | 0 | 0 | 0 |
| <i>Group Total</i> | | 12,360 | 11,584 | 12,335 | 12,258 | 11,489 | 12,038 | 9,945 | 11,716 |

NOTE: Figures may not correspond to previously published Data Reports due to corrected information received after publication.

Justice of the Peace Courts Court Case Activity by Fiscal Year

PINAL COUNTY, CASA GRANDE(#2) JUSTICE COURT, TERMINATIONS

| | | TERMINATIONS | | | | | | | Average |
|---------------------|--|--------------|--------|--------|--------|--------|--------|-------|---------|
| | | Fiscal Year | | | | | | | |
| | | 2014 | 2015 | 2016 | 2017 | 2018 | 2019 | 2020 | |
| Case Category | Case Type | | | | | | | | |
| <i>Civil</i> | <i>Forcible Detainer / Eviction Action</i> | 701 | 573 | 533 | 549 | 558 | 543 | 438 | 556 |
| | <i>Injunctions Against Harassment</i> | 192 | 138 | 145 | 111 | 130 | 123 | 135 | 139 |
| | <i>Orders of Protection</i> | 322 | 240 | 268 | 292 | 296 | 260 | 228 | 272 |
| | <i>Other Civil</i> | 1,106 | 790 | 980 | 964 | 1,211 | 1,409 | 1,187 | 1,093 |
| | <i>Small Claims</i> | 287 | 141 | 103 | 171 | 138 | 116 | 72 | 147 |
| <i>Felony</i> | <i>Total Felony</i> | 532 | 406 | 425 | 128 | 29 | 25 | 23 | 224 |
| <i>Misdemeanors</i> | <i>Criminal Failure to Appear</i> | 1,093 | 702 | 724 | 1,035 | 1,141 | 1,137 | 871 | 958 |
| | <i>DUI</i> | 329 | 415 | 495 | 377 | 324 | 338 | 295 | 368 |
| | <i>Other Criminal Traffic</i> | 1,561 | 1,324 | 1,041 | 940 | 877 | 791 | 519 | 1,008 |
| | <i>Other Misdemeanors</i> | 1,433 | 1,573 | 1,808 | 1,584 | 809 | 1,012 | 748 | 1,281 |
| | <i>Serious Criminal Traffic</i> | 58 | 49 | 50 | 43 | 39 | 29 | 50 | 45 |
| <i>Non-Criminal</i> | <i>Civil Traffic</i> | 6,381 | 6,469 | 7,003 | 8,046 | 6,077 | 5,939 | 5,192 | 6,444 |
| | <i>Non-Parking</i> | 0 | 0 | 0 | 1 | 1 | 0 | 0 | 0 |
| | <i>Parking</i> | 0 | 0 | 0 | 0 | 0 | 0 | 0 | 0 |
| <i>Group Total</i> | | 13,995 | 12,820 | 13,575 | 14,241 | 11,630 | 11,722 | 9,758 | 12,535 |

NOTE: Figures may not correspond to previously published Data Reports due to corrected information received after publication.

Justice of the Peace Courts Court Case Activity by Fiscal Year

PINAL COUNTY, CENTRAL PINAL(#3) JUSTICE COURT, F I L I N G S

| | | F I L I N G S | | | | | | | Average |
|---------------------|--|---------------|-------|-------|-------|-------|-------|-------|---------|
| | | Fiscal Year | | | | | | | |
| | | 2014 | 2015 | 2016 | 2017 | 2018 | 2019 | 2020 | |
| Case Category | Case Type | | | | | | | | |
| <i>Civil</i> | <i>Forcible Detainer / Eviction Action</i> | 145 | 122 | 135 | 161 | 171 | 248 | 274 | 179 |
| | <i>Injunctions Against Harassment</i> | 51 | 65 | 55 | 82 | 57 | 48 | 55 | 59 |
| | <i>Orders of Protection</i> | 62 | 104 | 108 | 81 | 92 | 57 | 26 | 76 |
| | <i>Other Civil</i> | 250 | 269 | 278 | 338 | 399 | 678 | 965 | 454 |
| | <i>Small Claims</i> | 33 | 25 | 31 | 30 | 27 | 65 | 100 | 44 |
| <i>Felony</i> | <i>Total Felony</i> | 43 | 168 | 148 | 145 | 142 | 196 | 320 | 166 |
| <i>Misdemeanors</i> | <i>Criminal Failure to Appear</i> | 628 | 649 | 408 | 295 | 160 | 202 | 5 | 335 |
| | <i>DUI</i> | 80 | 102 | 81 | 90 | 65 | 118 | 216 | 107 |
| | <i>Other Criminal Traffic</i> | 939 | 566 | 514 | 361 | 370 | 358 | 292 | 486 |
| | <i>Other Misdemeanors</i> | 867 | 776 | 637 | 577 | 439 | 628 | 680 | 658 |
| | <i>Serious Criminal Traffic</i> | 31 | 17 | 20 | 10 | 16 | 21 | 36 | 22 |
| <i>Non-Criminal</i> | <i>Civil Traffic</i> | 3,003 | 2,758 | 2,611 | 2,139 | 2,556 | 3,563 | 3,924 | 2,936 |
| | <i>Non-Parking</i> | 0 | 0 | 0 | 0 | 0 | 0 | 0 | 0 |
| | <i>Parking</i> | 0 | 0 | 0 | 0 | 0 | 0 | 0 | 0 |
| <i>Group Total</i> | | 6,132 | 5,621 | 5,026 | 4,309 | 4,494 | 6,182 | 6,893 | 5,522 |

NOTE: Figures may not correspond to previously published Data Reports due to corrected information received after publication.

Justice of the Peace Courts Court Case Activity by Fiscal Year

PINAL COUNTY, CENTRAL PINAL(#3) JUSTICE COURT, TERMINATIONS

| | | TERMINATIONS | | | | | | | Average |
|---------------------|--|--------------|-------|-------|-------|-------|-------|--------|---------|
| | | Fiscal Year | | | | | | | |
| | | 2014 | 2015 | 2016 | 2017 | 2018 | 2019 | 2020 | |
| Case Category | Case Type | | | | | | | | |
| <i>Civil</i> | <i>Forcible Detainer / Eviction Action</i> | 276 | 146 | 82 | 155 | 172 | 258 | 292 | 197 |
| | <i>Injunctions Against Harassment</i> | 50 | 63 | 51 | 82 | 57 | 46 | 57 | 58 |
| | <i>Orders of Protection</i> | 61 | 100 | 105 | 80 | 94 | 56 | 28 | 75 |
| | <i>Other Civil</i> | 327 | 255 | 239 | 445 | 391 | 538 | 827 | 432 |
| | <i>Small Claims</i> | 35 | 12 | 14 | 61 | 22 | 46 | 105 | 42 |
| <i>Felony</i> | <i>Total Felony</i> | 42 | 116 | 127 | 61 | 19 | 7 | 46 | 60 |
| <i>Misdemeanors</i> | <i>Criminal Failure to Appear</i> | 592 | 687 | 438 | 540 | 507 | 396 | 1,682 | 692 |
| | <i>DUI</i> | 84 | 93 | 89 | 191 | 76 | 69 | 151 | 108 |
| | <i>Other Criminal Traffic</i> | 998 | 666 | 535 | 438 | 497 | 375 | 1,217 | 675 |
| | <i>Other Misdemeanors</i> | 1,359 | 1,513 | 1,205 | 864 | 528 | 461 | 1,298 | 1,033 |
| | <i>Serious Criminal Traffic</i> | 40 | 21 | 23 | 24 | 17 | 15 | 44 | 26 |
| <i>Non-Criminal</i> | <i>Civil Traffic</i> | 3,271 | 3,151 | 3,162 | 2,243 | 2,719 | 3,657 | 5,081 | 3,326 |
| | <i>Non-Parking</i> | 0 | 0 | 0 | 0 | 1 | 0 | 0 | 0 |
| | <i>Parking</i> | 0 | 0 | 0 | 0 | 0 | 0 | 0 | 0 |
| <i>Group Total</i> | | 7,135 | 6,823 | 6,070 | 5,184 | 5,100 | 5,924 | 10,828 | 6,724 |

NOTE: Figures may not correspond to previously published Data Reports due to corrected information received after publication.

Justice of the Peace Courts Court Case Activity by Fiscal Year

PINAL COUNTY, COPPER CORRIDOR(#5) JUSTICE COURT, F I L I N G S

| | | F I L I N G S | | | | | | | Average |
|---------------------|--|---------------|-------|-------|-------|-------|-------|-------|---------|
| | | Fiscal Year | | | | | | | |
| | | 2014 | 2015 | 2016 | 2017 | 2018 | 2019 | 2020 | |
| Case Category | Case Type | | | | | | | | |
| <i>Civil</i> | <i>Forcible Detainer / Eviction Action</i> | 13 | 19 | 24 | 12 | 19 | 45 | 75 | 30 |
| | <i>Injunctions Against Harassment</i> | 45 | 44 | 34 | 27 | 42 | 43 | 60 | 42 |
| | <i>Orders of Protection</i> | 46 | 39 | 40 | 44 | 40 | 38 | 55 | 43 |
| | <i>Other Civil</i> | 96 | 87 | 93 | 103 | 110 | 235 | 311 | 148 |
| | <i>Small Claims</i> | 5 | 8 | 9 | 12 | 11 | 11 | 11 | 10 |
| <i>Felony</i> | <i>Total Felony</i> | 18 | 39 | 43 | 76 | 67 | 59 | 63 | 52 |
| <i>Misdemeanors</i> | <i>Criminal Failure to Appear</i> | 3 | 32 | 76 | 82 | 24 | 98 | 125 | 63 |
| | <i>DUI</i> | 59 | 27 | 39 | 64 | 53 | 78 | 78 | 57 |
| | <i>Other Criminal Traffic</i> | 101 | 91 | 131 | 154 | 83 | 123 | 104 | 112 |
| | <i>Other Misdemeanors</i> | 147 | 152 | 129 | 221 | 198 | 335 | 458 | 234 |
| | <i>Serious Criminal Traffic</i> | 5 | 8 | 6 | 10 | 11 | 10 | 15 | 9 |
| <i>Non-Criminal</i> | <i>Civil Traffic</i> | 1,705 | 1,241 | 1,463 | 1,966 | 1,614 | 1,965 | 2,130 | 1,726 |
| | <i>Non-Parking</i> | 0 | 0 | 0 | 0 | 0 | 0 | 0 | 0 |
| | <i>Parking</i> | 0 | 0 | 0 | 0 | 0 | 0 | 0 | 0 |
| <i>Group Total</i> | | 2,243 | 1,787 | 2,087 | 2,771 | 2,272 | 3,040 | 3,485 | 2,526 |

NOTE: Figures may not correspond to previously published Data Reports due to corrected information received after publication.

Justice of the Peace Courts Court Case Activity by Fiscal Year

PINAL COUNTY, COPPER CORRIDOR(#5) JUSTICE COURT, TERMINATIONS

| | | TERMINATIONS | | | | | | | Average |
|---------------------|--|--------------|-------|-------|-------|-------|-------|-------|---------|
| | | Fiscal Year | | | | | | | |
| | | 2014 | 2015 | 2016 | 2017 | 2018 | 2019 | 2020 | |
| Case Category | Case Type | | | | | | | | |
| <i>Civil</i> | <i>Forcible Detainer / Eviction Action</i> | 12 | 19 | 34 | 11 | 18 | 40 | 73 | 30 |
| | <i>Injunctions Against Harassment</i> | 45 | 43 | 34 | 27 | 42 | 43 | 60 | 42 |
| | <i>Orders of Protection</i> | 46 | 40 | 40 | 43 | 40 | 38 | 55 | 43 |
| | <i>Other Civil</i> | 87 | 87 | 123 | 88 | 143 | 140 | 296 | 138 |
| | <i>Small Claims</i> | 8 | 8 | 29 | 11 | 13 | 12 | 11 | 13 |
| <i>Felony</i> | <i>Total Felony</i> | 22 | 37 | 110 | 46 | 32 | 38 | 17 | 43 |
| <i>Misdemeanors</i> | <i>Criminal Failure to Appear</i> | 8 | 71 | 39 | 72 | 71 | 101 | 73 | 62 |
| | <i>DUI</i> | 59 | 49 | 52 | 67 | 47 | 109 | 82 | 66 |
| | <i>Other Criminal Traffic</i> | 126 | 118 | 146 | 152 | 110 | 167 | 105 | 132 |
| | <i>Other Misdemeanors</i> | 178 | 232 | 250 | 214 | 192 | 245 | 312 | 232 |
| | <i>Serious Criminal Traffic</i> | 4 | 8 | 10 | 8 | 9 | 6 | 13 | 8 |
| <i>Non-Criminal</i> | <i>Civil Traffic</i> | 1,912 | 1,529 | 1,634 | 2,016 | 1,820 | 1,845 | 2,203 | 1,851 |
| | <i>Non-Parking</i> | 0 | 0 | 0 | 0 | 0 | 0 | 0 | 0 |
| | <i>Parking</i> | 0 | 0 | 0 | 0 | 0 | 0 | 0 | 0 |
| <i>Group Total</i> | | 2,507 | 2,241 | 2,501 | 2,755 | 2,537 | 2,784 | 3,300 | 2,660 |

NOTE: Figures may not correspond to previously published Data Reports due to corrected information received after publication.

Justice of the Peace Courts Court Case Activity by Fiscal Year

PINAL COUNTY, FLORENCE(#1) JUSTICE COURT, F I L I N G S

| | | <i>F I L I N G S</i> | | | | | | <i>Average</i> |
|----------------------|--|----------------------|-------------|-------------|-------------|-------------|-------------|----------------|
| | | <i>Fiscal Year</i> | | | | | | |
| | | <i>2014</i> | <i>2015</i> | <i>2016</i> | <i>2017</i> | <i>2018</i> | <i>2019</i> | |
| <i>Case Category</i> | <i>Case Type</i> | | | | | | | |
| <i>Civil</i> | <i>Forcible Detainer / Eviction Action</i> | 183 | 214 | 180 | 198 | 174 | 101 | 150 |
| | <i>Injunctions Against Harassment</i> | 53 | 42 | 61 | 60 | 65 | 42 | 46 |
| | <i>Orders of Protection</i> | 61 | 66 | 39 | 37 | 28 | 10 | 34 |
| | <i>Other Civil</i> | 507 | 518 | 626 | 583 | 708 | 329 | 467 |
| | <i>Small Claims</i> | 63 | 96 | 92 | 84 | 45 | 45 | 61 |
| <i>Felony</i> | <i>Total Felony</i> | 83 | 170 | 181 | 168 | 124 | 88 | 116 |
| <i>Misdemeanors</i> | <i>Criminal Failure to Appear</i> | 19 | 15 | 16 | 15 | 6 | 1 | 10 |
| | <i>DUI</i> | 58 | 79 | 94 | 73 | 38 | 20 | 52 |
| | <i>Other Criminal Traffic</i> | 111 | 193 | 128 | 136 | 92 | 38 | 100 |
| | <i>Other Misdemeanors</i> | 520 | 608 | 489 | 366 | 378 | 111 | 353 |
| | <i>Serious Criminal Traffic</i> | 9 | 14 | 9 | 14 | 6 | 5 | 8 |
| <i>Non-Criminal</i> | <i>Civil Traffic</i> | 705 | 816 | 648 | 893 | 687 | 355 | 586 |
| | <i>Non-Parking</i> | 0 | 0 | 0 | 0 | 0 | 0 | 0 |
| | <i>Parking</i> | 0 | 0 | 0 | 0 | 0 | 0 | 0 |
| <i>Group Total</i> | | 2,372 | 2,831 | 2,563 | 2,627 | 2,351 | 1,145 | 1,983 |

NOTE: Figures may not correspond to previously published Data Reports due to corrected information received after publication.

Justice of the Peace Courts Court Case Activity by Fiscal Year

PINAL COUNTY, FLORENCE(#1) JUSTICE COURT, TERMINATIONS

| | | TERMINATIONS | | | | | | Average |
|---------------------|--|--------------|-------|-------|-------|-------|-------|---------|
| | | Fiscal Year | | | | | | |
| | | 2014 | 2015 | 2016 | 2017 | 2018 | 2019 | |
| Case Category | Case Type | | | | | | | |
| <i>Civil</i> | <i>Forcible Detainer / Eviction Action</i> | 376 | 419 | 253 | 191 | 165 | 134 | 220 |
| | <i>Injunctions Against Harassment</i> | 49 | 42 | 58 | 59 | 65 | 42 | 45 |
| | <i>Orders of Protection</i> | 57 | 65 | 35 | 34 | 28 | 10 | 33 |
| | <i>Other Civil</i> | 795 | 528 | 400 | 549 | 576 | 277 | 447 |
| | <i>Small Claims</i> | 187 | 148 | 87 | 88 | 62 | 51 | 89 |
| <i>Felony</i> | <i>Total Felony</i> | 97 | 384 | 253 | 75 | 0 | 6 | 116 |
| <i>Misdemeanors</i> | <i>Criminal Failure to Appear</i> | 35 | 31 | 50 | 29 | 41 | 31 | 31 |
| | <i>DUI</i> | 57 | 98 | 115 | 99 | 54 | 31 | 65 |
| | <i>Other Criminal Traffic</i> | 146 | 199 | 206 | 149 | 90 | 51 | 120 |
| | <i>Other Misdemeanors</i> | 694 | 1,203 | 824 | 358 | 346 | 278 | 529 |
| | <i>Serious Criminal Traffic</i> | 5 | 15 | 17 | 10 | 9 | 6 | 9 |
| <i>Non-Criminal</i> | <i>Civil Traffic</i> | 992 | 935 | 1,383 | 978 | 673 | 416 | 768 |
| | <i>Non-Parking</i> | 0 | 0 | 0 | 1 | 0 | 0 | 0 |
| | <i>Parking</i> | 0 | 0 | 0 | 0 | 0 | 0 | 0 |
| <i>Group Total</i> | | 3,490 | 4,067 | 3,681 | 2,620 | 2,109 | 1,333 | 2,472 |

NOTE: Figures may not correspond to previously published Data Reports due to corrected information received after publication.

Justice of the Peace Courts Court Case Activity by Fiscal Year

PINAL COUNTY, MAMMOTH(#4) JUSTICE COURT, F I L I N G S

| | | <i>F I L I N G S</i> | | | | | | <i>Average</i> |
|----------------------|--|----------------------|-------------|-------------|-------------|-------------|-------------|----------------|
| | | <i>Fiscal Year</i> | | | | | | |
| | | <i>2014</i> | <i>2015</i> | <i>2016</i> | <i>2017</i> | <i>2018</i> | <i>2019</i> | |
| <i>Case Category</i> | <i>Case Type</i> | | | | | | | |
| <i>Civil</i> | <i>Forcible Detainer / Eviction Action</i> | 35 | 27 | 14 | 49 | 31 | 9 | 24 |
| | <i>Injunctions Against Harassment</i> | 39 | 27 | 20 | 30 | 22 | 11 | 21 |
| | <i>Orders of Protection</i> | 33 | 36 | 33 | 23 | 17 | 10 | 22 |
| | <i>Other Civil</i> | 105 | 82 | 79 | 76 | 90 | 38 | 67 |
| | <i>Small Claims</i> | 3 | 2 | 5 | 10 | 4 | 3 | 4 |
| <i>Felony</i> | <i>Total Felony</i> | 9 | 24 | 13 | 32 | 85 | 27 | 27 |
| <i>Misdemeanors</i> | <i>Criminal Failure to Appear</i> | 0 | 1 | 4 | 1 | 0 | 0 | 1 |
| | <i>DUI</i> | 24 | 15 | 36 | 21 | 32 | 8 | 19 |
| | <i>Other Criminal Traffic</i> | 35 | 35 | 32 | 21 | 24 | 9 | 22 |
| | <i>Other Misdemeanors</i> | 145 | 131 | 156 | 166 | 146 | 55 | 114 |
| | <i>Serious Criminal Traffic</i> | 4 | 6 | 5 | 13 | 4 | 1 | 5 |
| <i>Non-Criminal</i> | <i>Civil Traffic</i> | 419 | 227 | 204 | 282 | 198 | 67 | 200 |
| | <i>Non-Parking</i> | 0 | 0 | 0 | 0 | 0 | 0 | 0 |
| | <i>Parking</i> | 0 | 0 | 0 | 0 | 0 | 0 | 0 |
| <i>Group Total</i> | | 851 | 613 | 601 | 724 | 653 | 238 | 526 |

NOTE: Figures may not correspond to previously published Data Reports due to corrected information received after publication.

Justice of the Peace Courts Court Case Activity by Fiscal Year

PINAL COUNTY, MAMMOTH(#4) JUSTICE COURT, TERMINATIONS

| | | TERMINATIONS | | | | | | Average |
|---------------|-------------------------------------|--------------|------|------|-------|------|------|---------|
| | | Fiscal Year | | | | | | |
| | | 2014 | 2015 | 2016 | 2017 | 2018 | 2019 | |
| Case Category | Case Type | | | | | | | |
| Civil | Forcible Detainer / Eviction Action | 32 | 27 | 22 | 48 | 30 | 10 | 24 |
| | Injunctions Against Harassment | 39 | 27 | 20 | 30 | 22 | 11 | 21 |
| | Orders of Protection | 33 | 36 | 33 | 24 | 18 | 10 | 22 |
| | Other Civil | 71 | 78 | 98 | 54 | 56 | 34 | 56 |
| | Small Claims | 4 | 1 | 18 | 4 | 3 | 3 | 5 |
| Felony | Total Felony | 38 | 56 | 34 | 494 | 52 | 13 | 98 |
| Misdemeanors | Criminal Failure to Appear | 2 | 6 | 3 | 10 | 1 | 47 | 10 |
| | DUI | 36 | 30 | 37 | 44 | 24 | 14 | 26 |
| | Other Criminal Traffic | 54 | 32 | 38 | 33 | 27 | 32 | 31 |
| | Other Misdemeanors | 203 | 185 | 204 | 330 | 134 | 93 | 164 |
| | Serious Criminal Traffic | 7 | 4 | 7 | 13 | 9 | 2 | 6 |
| Non-Criminal | Civil Traffic | 548 | 283 | 273 | 320 | 208 | 98 | 247 |
| | Non-Parking | 0 | 0 | 0 | 0 | 0 | 0 | 0 |
| | Parking | 0 | 0 | 0 | 0 | 0 | 0 | 0 |
| Group Total | | 1,067 | 765 | 787 | 1,404 | 584 | 367 | 710 |

NOTE: Figures may not correspond to previously published Data Reports due to corrected information received after publication.

Justice of the Peace Courts Court Case Activity by Fiscal Year

PINAL COUNTY, PIONEER(#9) JUSTICE COURT, F I L I N G S

| | | F I L I N G S | | |
|----------------------|--|----------------------|-------------|----------------|
| | | <i>Fiscal Year</i> | | |
| | | <i>2019</i> | <i>2020</i> | <i>Average</i> |
| <i>Case Category</i> | <i>Case Type</i> | | | |
| <i>Civil</i> | <i>Forcible Detainer / Eviction Action</i> | 164 | 398 | 80 |
| | <i>Injunctions Against Harassment</i> | 29 | 154 | 26 |
| | <i>Orders of Protection</i> | 86 | 215 | 43 |
| | <i>Other Civil</i> | 599 | 1,944 | 363 |
| | <i>Small Claims</i> | 39 | 125 | 23 |
| <i>Felony</i> | <i>Total Felony</i> | 82 | 141 | 32 |
| <i>Misdemeanors</i> | <i>Criminal Failure to Appear</i> | 26 | 181 | 30 |
| | <i>DUI</i> | 307 | 335 | 92 |
| | <i>Other Criminal Traffic</i> | 139 | 358 | 71 |
| | <i>Other Misdemeanors</i> | 613 | 1,144 | 251 |
| | <i>Serious Criminal Traffic</i> | 24 | 91 | 16 |
| <i>Non-Criminal</i> | <i>Civil Traffic</i> | 2,410 | 4,823 | 1,033 |
| | <i>Non-Parking</i> | 0 | 0 | 0 |
| | <i>Parking</i> | 0 | 0 | 0 |
| <i>Group Total</i> | | 4,518 | 9,909 | 2,060 |

NOTE: Figures may not correspond to previously published Data Reports due to corrected information received after publication.

Justice of the Peace Courts Court Case Activity by Fiscal Year

PINAL COUNTY, PIONEER(#9) JUSTICE COURT, TERMINATIONS

| | | TERMINATIONS | | |
|---------------------|--|--------------|-------|---------|
| | | Fiscal Year | | |
| | | 2019 | 2020 | Average |
| Case Category | Case Type | | | |
| <i>Civil</i> | <i>Forcible Detainer / Eviction Action</i> | 137 | 411 | 78 |
| | <i>Injunctions Against Harassment</i> | 27 | 156 | 26 |
| | <i>Orders of Protection</i> | 85 | 216 | 43 |
| | <i>Other Civil</i> | 121 | 1,410 | 219 |
| | <i>Small Claims</i> | 11 | 92 | 15 |
| <i>Felony</i> | <i>Total Felony</i> | 75 | 124 | 28 |
| <i>Misdemeanors</i> | <i>Criminal Failure to Appear</i> | 5 | 115 | 17 |
| | <i>DUI</i> | 79 | 225 | 43 |
| | <i>Other Criminal Traffic</i> | 84 | 254 | 48 |
| | <i>Other Misdemeanors</i> | 184 | 806 | 141 |
| | <i>Serious Criminal Traffic</i> | 6 | 63 | 10 |
| <i>Non-Criminal</i> | <i>Civil Traffic</i> | 1,663 | 4,514 | 882 |
| | <i>Non-Parking</i> | 0 | 0 | 0 |
| | <i>Parking</i> | 0 | 0 | 0 |
| <i>Group Total</i> | | 2,477 | 8,386 | 1,550 |

NOTE: Figures may not correspond to previously published Data Reports due to corrected information received after publication.

Justice of the Peace Courts Court Case Activity by Fiscal Year

PINAL COUNTY, SUPERIOR(#6) JUSTICE COURT, F I L I N G S

| | | F I L I N G S | | | | | | Average |
|---------------------|--|---------------|-------|-------|-------|-------|------|---------|
| | | Fiscal Year | | | | | | |
| | | 2014 | 2015 | 2016 | 2017 | 2018 | 2019 | |
| Case Category | Case Type | | | | | | | |
| <i>Civil</i> | <i>Forcible Detainer / Eviction Action</i> | 5 | 15 | 25 | 12 | 19 | 4 | 11 |
| | <i>Injunctions Against Harassment</i> | 23 | 25 | 28 | 11 | 13 | 8 | 15 |
| | <i>Orders of Protection</i> | 41 | 41 | 36 | 29 | 32 | 6 | 26 |
| | <i>Other Civil</i> | 48 | 45 | 50 | 70 | 96 | 36 | 49 |
| | <i>Small Claims</i> | 32 | 43 | 30 | 14 | 5 | 2 | 18 |
| <i>Felony</i> | <i>Total Felony</i> | 21 | 37 | 34 | 28 | 22 | 7 | 21 |
| <i>Misdemeanors</i> | <i>Criminal Failure to Appear</i> | 350 | 295 | 269 | 220 | 283 | 136 | 222 |
| | <i>DUI</i> | 30 | 18 | 15 | 14 | 23 | 23 | 18 |
| | <i>Other Criminal Traffic</i> | 55 | 85 | 104 | 108 | 121 | 46 | 74 |
| | <i>Other Misdemeanors</i> | 149 | 264 | 267 | 282 | 332 | 93 | 198 |
| | <i>Serious Criminal Traffic</i> | 7 | 9 | 13 | 8 | 5 | 1 | 6 |
| <i>Non-Criminal</i> | <i>Civil Traffic</i> | 743 | 711 | 625 | 860 | 787 | 540 | 609 |
| | <i>Non-Parking</i> | 0 | 0 | 0 | 0 | 0 | 0 | 0 |
| | <i>Parking</i> | 0 | 0 | 0 | 0 | 0 | 0 | 0 |
| <i>Group Total</i> | | 1,504 | 1,588 | 1,496 | 1,656 | 1,738 | 902 | 1,267 |

NOTE: Figures may not correspond to previously published Data Reports due to corrected information received after publication.

Justice of the Peace Courts Court Case Activity by Fiscal Year

PINAL COUNTY, SUPERIOR(#6) JUSTICE COURT, TERMINATIONS

| | | TERMINATIONS | | | | | | Average |
|---------------------|--|--------------|-------|-------|-------|-------|-------|---------|
| | | Fiscal Year | | | | | | |
| | | 2014 | 2015 | 2016 | 2017 | 2018 | 2019 | |
| Case Category | Case Type | | | | | | | |
| <i>Civil</i> | <i>Forcible Detainer / Eviction Action</i> | 2 | 9 | 14 | 11 | 18 | 4 | 8 |
| | <i>Injunctions Against Harassment</i> | 23 | 25 | 28 | 11 | 13 | 8 | 15 |
| | <i>Orders of Protection</i> | 41 | 41 | 36 | 29 | 32 | 6 | 26 |
| | <i>Other Civil</i> | 35 | 24 | 27 | 42 | 73 | 45 | 35 |
| | <i>Small Claims</i> | 14 | 30 | 14 | 10 | 19 | 0 | 12 |
| <i>Felony</i> | <i>Total Felony</i> | 20 | 45 | 36 | 20 | 4 | 2 | 18 |
| <i>Misdemeanors</i> | <i>Criminal Failure to Appear</i> | 338 | 302 | 254 | 179 | 325 | 253 | 236 |
| | <i>DUI</i> | 36 | 23 | 16 | 5 | 21 | 18 | 17 |
| | <i>Other Criminal Traffic</i> | 68 | 75 | 88 | 88 | 120 | 50 | 70 |
| | <i>Other Misdemeanors</i> | 222 | 278 | 350 | 213 | 301 | 141 | 215 |
| | <i>Serious Criminal Traffic</i> | 7 | 9 | 5 | 8 | 5 | 4 | 5 |
| <i>Non-Criminal</i> | <i>Civil Traffic</i> | 811 | 777 | 737 | 913 | 860 | 501 | 657 |
| | <i>Non-Parking</i> | 0 | 0 | 0 | 0 | 14 | 1 | 2 |
| | <i>Parking</i> | 0 | 0 | 0 | 2 | 0 | 0 | 0 |
| <i>Group Total</i> | | 1,617 | 1,638 | 1,605 | 1,531 | 1,805 | 1,033 | 1,316 |

NOTE: Figures may not correspond to previously published Data Reports due to corrected information received after publication.

Justice of the Peace Courts Court Case Activity by Fiscal Year

PINAL COUNTY, WESTERN PINAL(#8) JUSTICE COURT, F I L I N G S

| | | F I L I N G S | | | | | | | Average |
|---------------------|--|---------------|-------|-------|-------|-------|-------|-------|---------|
| | | Fiscal Year | | | | | | | |
| | | 2014 | 2015 | 2016 | 2017 | 2018 | 2019 | 2020 | |
| Case Category | Case Type | | | | | | | | |
| <i>Civil</i> | <i>Forcible Detainer / Eviction Action</i> | 306 | 329 | 279 | 299 | 261 | 230 | 227 | 276 |
| | <i>Injunctions Against Harassment</i> | 152 | 137 | 162 | 124 | 112 | 99 | 103 | 127 |
| | <i>Orders of Protection</i> | 213 | 234 | 247 | 301 | 264 | 247 | 252 | 251 |
| | <i>Other Civil</i> | 1,093 | 1,148 | 1,199 | 1,329 | 1,799 | 1,573 | 1,580 | 1,388 |
| | <i>Small Claims</i> | 73 | 113 | 101 | 138 | 109 | 137 | 131 | 115 |
| <i>Felony</i> | <i>Total Felony</i> | 99 | 101 | 62 | 103 | 86 | 151 | 113 | 102 |
| <i>Misdemeanors</i> | <i>Criminal Failure to Appear</i> | 222 | 120 | 46 | 28 | 42 | 33 | 0 | 70 |
| | <i>DUI</i> | 107 | 51 | 75 | 101 | 80 | 104 | 150 | 95 |
| | <i>Other Criminal Traffic</i> | 235 | 250 | 309 | 448 | 268 | 228 | 273 | 287 |
| | <i>Other Misdemeanors</i> | 324 | 410 | 541 | 436 | 422 | 381 | 478 | 427 |
| | <i>Serious Criminal Traffic</i> | 22 | 17 | 14 | 24 | 14 | 10 | 24 | 18 |
| <i>Non-Criminal</i> | <i>Civil Traffic</i> | 1,145 | 1,396 | 1,535 | 2,635 | 1,612 | 1,912 | 2,455 | 1,813 |
| | <i>Non-Parking</i> | 0 | 0 | 0 | 0 | 0 | 0 | 0 | 0 |
| | <i>Parking</i> | 0 | 0 | 0 | 0 | 0 | 0 | 0 | 0 |
| <i>Group Total</i> | | 3,991 | 4,306 | 4,570 | 5,966 | 5,069 | 5,105 | 5,786 | 4,969 |

NOTE: Figures may not correspond to previously published Data Reports due to corrected information received after publication.

Justice of the Peace Courts Court Case Activity by Fiscal Year

PINAL COUNTY, WESTERN PINAL(#8) JUSTICE COURT, TERMINATIONS

| | | TERMINATIONS | | | | | | | Average |
|---------------|-------------------------------------|--------------|-------|-------|-------|-------|-------|-------|---------|
| | | Fiscal Year | | | | | | | |
| | | 2014 | 2015 | 2016 | 2017 | 2018 | 2019 | 2020 | |
| Case Category | Case Type | | | | | | | | |
| Civil | Forcible Detainer / Eviction Action | 290 | 290 | 495 | 270 | 264 | 223 | 214 | 292 |
| | Injunctions Against Harassment | 142 | 124 | 159 | 119 | 111 | 100 | 101 | 122 |
| | Orders of Protection | 203 | 215 | 236 | 294 | 263 | 247 | 247 | 244 |
| | Other Civil | 1,179 | 623 | 2,303 | 1,063 | 1,540 | 1,381 | 1,075 | 1,309 |
| | Small Claims | 49 | 65 | 322 | 82 | 233 | 119 | 102 | 139 |
| Felony | Total Felony | 64 | 134 | 209 | 71 | 3 | 5 | 10 | 71 |
| Misdemeanors | Criminal Failure to Appear | 199 | 102 | 183 | 146 | 119 | 99 | 176 | 146 |
| | DUI | 82 | 67 | 122 | 110 | 113 | 92 | 199 | 112 |
| | Other Criminal Traffic | 190 | 237 | 327 | 296 | 249 | 252 | 317 | 267 |
| | Other Misdemeanors | 322 | 421 | 866 | 655 | 428 | 334 | 472 | 500 |
| | Serious Criminal Traffic | 25 | 12 | 20 | 27 | 20 | 8 | 26 | 20 |
| Non-Criminal | Civil Traffic | 1,093 | 1,634 | 1,872 | 2,655 | 1,942 | 1,849 | 2,513 | 1,937 |
| | Non-Parking | 0 | 0 | 0 | 0 | 0 | 0 | 0 | 0 |
| | Parking | 0 | 0 | 0 | 0 | 0 | 0 | 0 | 0 |
| Group Total | | 3,838 | 3,924 | 7,114 | 5,788 | 5,285 | 4,709 | 5,452 | 5,159 |

NOTE: Figures may not correspond to previously published Data Reports due to corrected information received after publication.

Justice of the Peace Courts Court Case Activity by Fiscal Year

SANTA CRUZ COUNTY, EAST SANTA CRUZ(#2) (SONOITA) JUSTICE COURT, F I L I N G S

| | | F I L I N G S | | | | | | | Average |
|---------------------|--|---------------|------|-------|-------|------|------|------|---------|
| | | Fiscal Year | | | | | | | |
| | | 2014 | 2015 | 2016 | 2017 | 2018 | 2019 | 2020 | |
| Case Category | Case Type | | | | | | | | |
| <i>Civil</i> | <i>Forcible Detainer / Eviction Action</i> | 6 | 5 | 8 | 4 | 2 | 0 | 0 | 4 |
| | <i>Injunctions Against Harassment</i> | 13 | 2 | 6 | 6 | 9 | 6 | 0 | 6 |
| | <i>Orders of Protection</i> | 4 | 7 | 6 | 6 | 7 | 2 | 0 | 5 |
| | <i>Other Civil</i> | 9 | 14 | 9 | 17 | 17 | 11 | 0 | 11 |
| | <i>Small Claims</i> | 13 | 10 | 5 | 15 | 9 | 6 | 0 | 8 |
| <i>Felony</i> | <i>Total Felony</i> | 20 | 38 | 27 | 13 | 25 | 10 | 0 | 19 |
| <i>Misdemeanors</i> | <i>Criminal Failure to Appear</i> | 41 | 31 | 9 | 11 | 4 | 1 | 3 | 14 |
| | <i>DUI</i> | 5 | 9 | 3 | 20 | 23 | 12 | 0 | 10 |
| | <i>Other Criminal Traffic</i> | 30 | 39 | 44 | 51 | 20 | 15 | 0 | 28 |
| | <i>Other Misdemeanors</i> | 126 | 183 | 80 | 32 | 41 | 7 | 5 | 68 |
| | <i>Serious Criminal Traffic</i> | 5 | 3 | 3 | 1 | 0 | 0 | 0 | 2 |
| <i>Non-Criminal</i> | <i>Civil Traffic</i> | 663 | 641 | 994 | 1,220 | 521 | 275 | 0 | 616 |
| | <i>Non-Parking</i> | 0 | 0 | 0 | 0 | 0 | 0 | 0 | 0 |
| | <i>Parking</i> | 0 | 0 | 0 | 0 | 0 | 0 | 0 | 0 |
| <i>Group Total</i> | | 935 | 982 | 1,194 | 1,396 | 678 | 345 | 8 | 791 |

NOTE: Figures may not correspond to previously published Data Reports due to corrected information received after publication.

Justice of the Peace Courts Court Case Activity by Fiscal Year

SANTA CRUZ COUNTY, EAST SANTA CRUZ(#2) (SONOITA) JUSTICE COURT, T E R M I N A T I O N S

| | | T E R M I N A T I O N S | | | | | | | Average |
|---------------------|--|-------------------------|------|-------|-------|------|------|------|---------|
| | | Fiscal Year | | | | | | | |
| | | 2014 | 2015 | 2016 | 2017 | 2018 | 2019 | 2020 | |
| Case Category | Case Type | | | | | | | | |
| <i>Civil</i> | <i>Forcible Detainer / Eviction Action</i> | 2 | 4 | 4 | 5 | 2 | 1 | 6 | 3 |
| | <i>Injunctions Against Harassment</i> | 14 | 1 | 4 | 6 | 9 | 4 | 0 | 5 |
| | <i>Orders of Protection</i> | 4 | 6 | 6 | 5 | 7 | 2 | 0 | 4 |
| | <i>Other Civil</i> | 6 | 6 | 2 | 26 | 14 | 15 | 2 | 10 |
| | <i>Small Claims</i> | 18 | 2 | 4 | 22 | 4 | 11 | 0 | 9 |
| <i>Felony</i> | <i>Total Felony</i> | 15 | 24 | 45 | 45 | 22 | 12 | 6 | 24 |
| <i>Misdemeanors</i> | <i>Criminal Failure to Appear</i> | 22 | 23 | 12 | 8 | 12 | 12 | 9 | 14 |
| | <i>DUI</i> | 10 | 15 | 7 | 24 | 20 | 13 | 3 | 13 |
| | <i>Other Criminal Traffic</i> | 30 | 32 | 38 | 43 | 25 | 20 | 12 | 29 |
| | <i>Other Misdemeanors</i> | 159 | 181 | 184 | 151 | 95 | 33 | 14 | 117 |
| | <i>Serious Criminal Traffic</i> | 5 | 5 | 3 | 4 | 1 | 2 | 0 | 3 |
| <i>Non-Criminal</i> | <i>Civil Traffic</i> | 710 | 636 | 978 | 1,234 | 649 | 372 | 4 | 655 |
| | <i>Non-Parking</i> | 0 | 0 | 0 | 0 | 0 | 0 | 0 | 0 |
| | <i>Parking</i> | 0 | 0 | 0 | 0 | 0 | 0 | 0 | 0 |
| <i>Group Total</i> | | 995 | 935 | 1,287 | 1,573 | 860 | 497 | 56 | 886 |

NOTE: Figures may not correspond to previously published Data Reports due to corrected information received after publication.

Justice of the Peace Courts Court Case Activity by Fiscal Year

SANTA CRUZ COUNTY, NOGALES(#1) JUSTICE COURT, F I L I N G S

| | | F I L I N G S | | | | | | | Average |
|---------------------|--|---------------|-------|--------|--------|--------|--------|--------|---------|
| | | Fiscal Year | | | | | | | |
| | | 2014 | 2015 | 2016 | 2017 | 2018 | 2019 | 2020 | |
| Case Category | Case Type | | | | | | | | |
| <i>Civil</i> | <i>Forcible Detainer / Eviction Action</i> | 276 | 242 | 304 | 290 | 242 | 261 | 205 | 260 |
| | <i>Injunctions Against Harassment</i> | 91 | 75 | 75 | 70 | 50 | 52 | 55 | 67 |
| | <i>Orders of Protection</i> | 112 | 93 | 93 | 102 | 65 | 56 | 59 | 83 |
| | <i>Other Civil</i> | 737 | 664 | 797 | 810 | 992 | 924 | 866 | 827 |
| | <i>Small Claims</i> | 107 | 123 | 112 | 114 | 88 | 89 | 79 | 102 |
| <i>Felony</i> | <i>Total Felony</i> | 726 | 745 | 855 | 774 | 1,058 | 883 | 558 | 800 |
| <i>Misdemeanors</i> | <i>Criminal Failure to Appear</i> | 193 | 168 | 210 | 223 | 237 | 117 | 259 | 201 |
| | <i>DUI</i> | 41 | 50 | 86 | 157 | 156 | 188 | 161 | 120 |
| | <i>Other Criminal Traffic</i> | 1,001 | 984 | 963 | 1,598 | 851 | 639 | 318 | 908 |
| | <i>Other Misdemeanors</i> | 570 | 467 | 447 | 529 | 516 | 502 | 581 | 516 |
| | <i>Serious Criminal Traffic</i> | 24 | 21 | 26 | 18 | 19 | 23 | 9 | 20 |
| <i>Non-Criminal</i> | <i>Civil Traffic</i> | 5,793 | 5,237 | 6,605 | 6,024 | 6,866 | 8,572 | 7,848 | 6,706 |
| | <i>Non-Parking</i> | 0 | 0 | 0 | 0 | 0 | 0 | 0 | 0 |
| | <i>Parking</i> | 0 | 0 | 0 | 0 | 0 | 0 | 0 | 0 |
| <i>Group Total</i> | | 9,671 | 8,869 | 10,573 | 10,709 | 11,140 | 12,306 | 10,998 | 10,610 |

NOTE: Figures may not correspond to previously published Data Reports due to corrected information received after publication.

Justice of the Peace Courts Court Case Activity by Fiscal Year

SANTA CRUZ COUNTY, NOGALES(#1) JUSTICE COURT, TERMINATIONS

| | | TERMINATIONS | | | | | | | Average |
|---------------|-------------------------------------|--------------|--------|--------|--------|--------|--------|--------|---------|
| | | Fiscal Year | | | | | | | |
| | | 2014 | 2015 | 2016 | 2017 | 2018 | 2019 | 2020 | |
| Case Category | Case Type | | | | | | | | |
| Civil | Forcible Detainer / Eviction Action | 280 | 250 | 308 | 290 | 238 | 256 | 197 | 260 |
| | Injunctions Against Harassment | 88 | 70 | 74 | 66 | 55 | 50 | 60 | 66 |
| | Orders of Protection | 109 | 90 | 86 | 88 | 70 | 57 | 56 | 79 |
| | Other Civil | 970 | 799 | 1,237 | 1,111 | 1,056 | 894 | 1,039 | 1,015 |
| | Small Claims | 179 | 119 | 153 | 159 | 129 | 73 | 103 | 131 |
| Felony | Total Felony | 796 | 973 | 952 | 1,034 | 1,218 | 1,333 | 669 | 996 |
| Misdemeanors | Criminal Failure to Appear | 274 | 168 | 182 | 210 | 233 | 180 | 191 | 205 |
| | DUI | 171 | 149 | 168 | 190 | 297 | 243 | 131 | 193 |
| | Other Criminal Traffic | 1,146 | 1,145 | 912 | 1,067 | 968 | 811 | 430 | 926 |
| | Other Misdemeanors | 1,032 | 906 | 856 | 1,171 | 1,198 | 922 | 685 | 967 |
| | Serious Criminal Traffic | 30 | 26 | 32 | 29 | 34 | 32 | 10 | 28 |
| Non-Criminal | Civil Traffic | 6,148 | 5,748 | 6,677 | 6,748 | 7,954 | 9,078 | 8,487 | 7,263 |
| | Non-Parking | 0 | 0 | 0 | 0 | 0 | 0 | 0 | 0 |
| | Parking | 0 | 0 | 0 | 0 | 0 | 0 | 0 | 0 |
| Group Total | | 11,223 | 10,443 | 11,637 | 12,163 | 13,450 | 13,929 | 12,058 | 12,129 |

NOTE: Figures may not correspond to previously published Data Reports due to corrected information received after publication.

Justice of the Peace Courts Court Case Activity by Fiscal Year

YAVAPAI COUNTY, MAYER JUSTICE COURT, F I L I N G S

| | | F I L I N G S | | | | | | | Average |
|---------------------|--|---------------|-------|-------|-------|--------|-------|-------|---------|
| | | Fiscal Year | | | | | | | |
| | | 2014 | 2015 | 2016 | 2017 | 2018 | 2019 | 2020 | |
| Case Category | Case Type | | | | | | | | |
| <i>Civil</i> | <i>Forcible Detainer / Eviction Action</i> | 56 | 57 | 50 | 61 | 64 | 71 | 61 | 60 |
| | <i>Injunctions Against Harassment</i> | 61 | 70 | 65 | 58 | 50 | 43 | 62 | 58 |
| | <i>Orders of Protection</i> | 79 | 101 | 58 | 72 | 77 | 84 | 79 | 79 |
| | <i>Other Civil</i> | 235 | 211 | 200 | 262 | 301 | 309 | 325 | 263 |
| | <i>Small Claims</i> | 28 | 28 | 26 | 25 | 17 | 20 | 22 | 24 |
| <i>Felony</i> | <i>Total Felony</i> | 390 | 648 | 695 | 655 | 741 | 926 | 695 | 679 |
| <i>Misdemeanors</i> | <i>Criminal Failure to Appear</i> | 75 | 190 | 152 | 177 | 137 | 247 | 193 | 167 |
| | <i>DUI</i> | 178 | 130 | 190 | 133 | 141 | 153 | 153 | 154 |
| | <i>Other Criminal Traffic</i> | 672 | 680 | 817 | 927 | 1,264 | 838 | 476 | 811 |
| | <i>Other Misdemeanors</i> | 672 | 730 | 647 | 695 | 885 | 863 | 871 | 766 |
| | <i>Serious Criminal Traffic</i> | 32 | 26 | 25 | 56 | 80 | 51 | 31 | 43 |
| <i>Non-Criminal</i> | <i>Civil Traffic</i> | 4,752 | 5,790 | 4,236 | 4,626 | 7,464 | 6,353 | 4,773 | 5,428 |
| | <i>Non-Parking</i> | 0 | 0 | 0 | 0 | 0 | 1 | 1 | 0 |
| | <i>Parking</i> | 0 | 0 | 0 | 0 | 0 | 0 | 0 | 0 |
| <i>Group Total</i> | | 7,230 | 8,661 | 7,161 | 7,747 | 11,221 | 9,959 | 7,742 | 8,532 |

NOTE: Figures may not correspond to previously published Data Reports due to corrected information received after publication.

Justice of the Peace Courts Court Case Activity by Fiscal Year

YAVAPAI COUNTY, MAYER JUSTICE COURT, TERMINATIONS

| | | TERMINATIONS | | | | | | | Average |
|---------------|-------------------------------------|--------------|-------|-------|-------|--------|--------|-------|---------|
| | | Fiscal Year | | | | | | | |
| | | 2014 | 2015 | 2016 | 2017 | 2018 | 2019 | 2020 | |
| Case Category | Case Type | | | | | | | | |
| Civil | Forcible Detainer / Eviction Action | 57 | 52 | 49 | 59 | 66 | 71 | 60 | 59 |
| | Injunctions Against Harassment | 54 | 67 | 56 | 59 | 50 | 42 | 60 | 55 |
| | Orders of Protection | 69 | 98 | 59 | 71 | 78 | 84 | 79 | 77 |
| | Other Civil | 246 | 230 | 237 | 279 | 287 | 334 | 332 | 278 |
| | Small Claims | 32 | 34 | 29 | 27 | 19 | 18 | 25 | 26 |
| Felony | Total Felony | 324 | 600 | 652 | 651 | 428 | 478 | 357 | 499 |
| Misdemeanors | Criminal Failure to Appear | 160 | 235 | 193 | 153 | 112 | 150 | 147 | 164 |
| | DUI | 194 | 166 | 226 | 137 | 146 | 127 | 186 | 169 |
| | Other Criminal Traffic | 737 | 858 | 802 | 935 | 1,128 | 916 | 500 | 839 |
| | Other Misdemeanors | 791 | 873 | 851 | 899 | 768 | 808 | 763 | 822 |
| | Serious Criminal Traffic | 28 | 37 | 30 | 46 | 72 | 63 | 27 | 43 |
| Non-Criminal | Civil Traffic | 5,191 | 6,254 | 5,171 | 5,056 | 7,693 | 6,922 | 4,857 | 5,878 |
| | Non-Parking | 0 | 0 | 0 | 0 | 0 | 1 | 1 | 0 |
| | Parking | 0 | 0 | 0 | 0 | 0 | 0 | 0 | 0 |
| Group Total | | 7,883 | 9,504 | 8,355 | 8,372 | 10,847 | 10,014 | 7,394 | 8,909 |

NOTE: Figures may not correspond to previously published Data Reports due to corrected information received after publication.

Justice of the Peace Courts Court Case Activity by Fiscal Year

YAVAPAI COUNTY, PRESCOTT JUSTICE COURT, F I L I N G S

| | | F I L I N G S | | | | | | | Average |
|---------------------|--|---------------|--------|--------|--------|--------|--------|-------|---------|
| | | Fiscal Year | | | | | | | |
| | | 2014 | 2015 | 2016 | 2017 | 2018 | 2019 | 2020 | |
| Case Category | Case Type | | | | | | | | |
| <i>Civil</i> | <i>Forcible Detainer / Eviction Action</i> | 365 | 372 | 307 | 334 | 362 | 289 | 289 | 331 |
| | <i>Injunctions Against Harassment</i> | 106 | 153 | 177 | 185 | 164 | 157 | 138 | 154 |
| | <i>Orders of Protection</i> | 237 | 217 | 222 | 204 | 202 | 204 | 168 | 208 |
| | <i>Other Civil</i> | 1,375 | 1,275 | 1,334 | 1,444 | 1,695 | 1,607 | 1,679 | 1,487 |
| | <i>Small Claims</i> | 227 | 230 | 189 | 183 | 213 | 189 | 174 | 201 |
| <i>Felony</i> | <i>Total Felony</i> | 2,066 | 4,046 | 3,918 | 3,673 | 3,835 | 3,468 | 3,087 | 3,442 |
| <i>Misdemeanors</i> | <i>Criminal Failure to Appear</i> | 66 | 55 | 38 | 43 | 50 | 66 | 42 | 51 |
| | <i>DUI</i> | 490 | 564 | 419 | 354 | 338 | 267 | 251 | 383 |
| | <i>Other Criminal Traffic</i> | 339 | 343 | 362 | 374 | 382 | 218 | 128 | 307 |
| | <i>Other Misdemeanors</i> | 2,636 | 2,510 | 1,482 | 1,274 | 1,616 | 1,351 | 1,304 | 1,739 |
| | <i>Serious Criminal Traffic</i> | 45 | 33 | 53 | 43 | 45 | 49 | 41 | 44 |
| <i>Non-Criminal</i> | <i>Civil Traffic</i> | 3,502 | 2,806 | 2,232 | 2,363 | 2,338 | 2,407 | 2,223 | 2,553 |
| | <i>Non-Parking</i> | 0 | 0 | 0 | 0 | 0 | 6 | 3 | 1 |
| | <i>Parking</i> | 0 | 0 | 0 | 0 | 0 | 0 | 0 | 0 |
| <i>Group Total</i> | | 11,454 | 12,604 | 10,733 | 10,474 | 11,240 | 10,278 | 9,527 | 10,901 |

NOTE: Figures may not correspond to previously published Data Reports due to corrected information received after publication.

Justice of the Peace Courts Court Case Activity by Fiscal Year

YAVAPAI COUNTY, PRESCOTT JUSTICE COURT, TERMINATIONS

| | | TERMINATIONS | | | | | | | Average |
|---------------------|--|--------------|-------|-------|--------|--------|--------|-------|---------|
| | | Fiscal Year | | | | | | | |
| | | 2014 | 2015 | 2016 | 2017 | 2018 | 2019 | 2020 | |
| Case Category | Case Type | | | | | | | | |
| <i>Civil</i> | <i>Forcible Detainer / Eviction Action</i> | 368 | 373 | 298 | 307 | 342 | 279 | 268 | 319 |
| | <i>Injunctions Against Harassment</i> | 106 | 153 | 177 | 172 | 150 | 134 | 100 | 142 |
| | <i>Orders of Protection</i> | 237 | 217 | 222 | 199 | 191 | 177 | 144 | 198 |
| | <i>Other Civil</i> | 1,193 | 1,339 | 940 | 1,150 | 1,567 | 1,753 | 1,738 | 1,383 |
| | <i>Small Claims</i> | 209 | 231 | 131 | 169 | 178 | 214 | 187 | 188 |
| <i>Felony</i> | <i>Total Felony</i> | 948 | 2,180 | 3,196 | 3,729 | 3,680 | 3,269 | 3,178 | 2,883 |
| <i>Misdemeanors</i> | <i>Criminal Failure to Appear</i> | 75 | 96 | 61 | 37 | 37 | 73 | 36 | 59 |
| | <i>DUI</i> | 275 | 299 | 319 | 357 | 322 | 254 | 288 | 302 |
| | <i>Other Criminal Traffic</i> | 348 | 410 | 294 | 339 | 363 | 243 | 148 | 306 |
| | <i>Other Misdemeanors</i> | 1,338 | 1,560 | 1,240 | 1,171 | 1,369 | 1,462 | 1,193 | 1,333 |
| | <i>Serious Criminal Traffic</i> | 45 | 40 | 42 | 42 | 40 | 47 | 40 | 42 |
| <i>Non-Criminal</i> | <i>Civil Traffic</i> | 3,589 | 2,857 | 1,926 | 2,385 | 2,403 | 2,459 | 2,305 | 2,561 |
| | <i>Non-Parking</i> | 0 | 0 | 0 | 0 | 0 | 6 | 3 | 1 |
| | <i>Parking</i> | 0 | 0 | 0 | 0 | 0 | 0 | 0 | 0 |
| <i>Group Total</i> | | 8,731 | 9,755 | 8,846 | 10,057 | 10,642 | 10,370 | 9,628 | 9,717 |

NOTE: Figures may not correspond to previously published Data Reports due to corrected information received after publication.

Justice of the Peace Courts Court Case Activity by Fiscal Year

YAVAPAI COUNTY, SELIGMAN JUSTICE COURT, F I L I N G S

| | | F I L I N G S | | | | | | | Average |
|---------------------|--|---------------|-------|-------|-------|-------|-------|-------|---------|
| | | Fiscal Year | | | | | | | |
| | | 2014 | 2015 | 2016 | 2017 | 2018 | 2019 | 2020 | |
| Case Category | Case Type | | | | | | | | |
| <i>Civil</i> | <i>Forcible Detainer / Eviction Action</i> | 2 | 6 | 5 | 3 | 6 | 5 | 2 | 4 |
| | <i>Injunctions Against Harassment</i> | 16 | 19 | 7 | 19 | 26 | 15 | 8 | 16 |
| | <i>Orders of Protection</i> | 7 | 9 | 7 | 14 | 12 | 9 | 5 | 9 |
| | <i>Other Civil</i> | 18 | 9 | 16 | 21 | 32 | 28 | 27 | 22 |
| | <i>Small Claims</i> | 6 | 2 | 3 | 4 | 5 | 7 | 3 | 4 |
| <i>Felony</i> | <i>Total Felony</i> | 258 | 369 | 536 | 445 | 388 | 305 | 318 | 374 |
| <i>Misdemeanors</i> | <i>Criminal Failure to Appear</i> | 254 | 170 | 210 | 143 | 64 | 77 | 99 | 145 |
| | <i>DUI</i> | 36 | 34 | 48 | 36 | 40 | 40 | 50 | 41 |
| | <i>Other Criminal Traffic</i> | 1,064 | 1,037 | 765 | 861 | 591 | 486 | 572 | 768 |
| | <i>Other Misdemeanors</i> | 366 | 371 | 453 | 325 | 395 | 386 | 363 | 380 |
| | <i>Serious Criminal Traffic</i> | 49 | 62 | 84 | 86 | 67 | 48 | 50 | 64 |
| <i>Non-Criminal</i> | <i>Civil Traffic</i> | 3,181 | 2,251 | 2,717 | 2,923 | 2,241 | 3,476 | 2,587 | 2,768 |
| | <i>Non-Parking</i> | 0 | 0 | 0 | 0 | 0 | 0 | 0 | 0 |
| | <i>Parking</i> | 0 | 0 | 0 | 0 | 0 | 0 | 0 | 0 |
| <i>Group Total</i> | | 5,257 | 4,339 | 4,851 | 4,880 | 3,867 | 4,882 | 4,084 | 4,595 |

NOTE: Figures may not correspond to previously published Data Reports due to corrected information received after publication.

Justice of the Peace Courts Court Case Activity by Fiscal Year

YAVAPAI COUNTY, SELIGMAN JUSTICE COURT, TERMINATIONS

| | | TERMINATIONS | | | | | | | Average |
|---------------------|--|--------------|-------|-------|-------|-------|-------|-------|---------|
| | | Fiscal Year | | | | | | | |
| | | 2014 | 2015 | 2016 | 2017 | 2018 | 2019 | 2020 | |
| Case Category | Case Type | | | | | | | | |
| <i>Civil</i> | <i>Forcible Detainer / Eviction Action</i> | 2 | 6 | 5 | 2 | 38 | 5 | 1 | 8 |
| | <i>Injunctions Against Harassment</i> | 16 | 17 | 6 | 16 | 25 | 15 | 8 | 15 |
| | <i>Orders of Protection</i> | 7 | 7 | 7 | 13 | 13 | 9 | 5 | 9 |
| | <i>Other Civil</i> | 18 | 8 | 3 | 1 | 268 | 35 | 26 | 51 |
| | <i>Small Claims</i> | 4 | 2 | 2 | 1 | 90 | 9 | 3 | 16 |
| <i>Felony</i> | <i>Total Felony</i> | 256 | 312 | 490 | 441 | 401 | 306 | 309 | 359 |
| <i>Misdemeanors</i> | <i>Criminal Failure to Appear</i> | 187 | 321 | 208 | 114 | 115 | 185 | 320 | 207 |
| | <i>DUI</i> | 37 | 29 | 61 | 52 | 121 | 37 | 50 | 55 |
| | <i>Other Criminal Traffic</i> | 1,034 | 1,049 | 840 | 857 | 648 | 571 | 702 | 814 |
| | <i>Other Misdemeanors</i> | 264 | 453 | 453 | 323 | 445 | 386 | 489 | 402 |
| | <i>Serious Criminal Traffic</i> | 48 | 46 | 82 | 82 | 85 | 49 | 48 | 63 |
| <i>Non-Criminal</i> | <i>Civil Traffic</i> | 3,313 | 2,227 | 2,974 | 2,994 | 2,493 | 3,422 | 2,713 | 2,877 |
| | <i>Non-Parking</i> | 0 | 0 | 0 | 0 | 0 | 0 | 0 | 0 |
| | <i>Parking</i> | 0 | 0 | 0 | 0 | 0 | 0 | 0 | 0 |
| <i>Group Total</i> | | 5,186 | 4,477 | 5,131 | 4,896 | 4,742 | 5,029 | 4,674 | 4,876 |

NOTE: Figures may not correspond to previously published Data Reports due to corrected information received after publication.

Justice of the Peace Courts Court Case Activity by Fiscal Year

YAVAPAI COUNTY, VERDE VALLEY (CAMP VERDE) JUSTICE COURT, F I L I N G S

| | | F I L I N G S | | | | | | | Average |
|---------------------|--|---------------|-------|-------|--------|--------|-------|-------|---------|
| | | Fiscal Year | | | | | | | |
| | | 2014 | 2015 | 2016 | 2017 | 2018 | 2019 | 2020 | |
| Case Category | Case Type | | | | | | | | |
| <i>Civil</i> | <i>Forcible Detainer / Eviction Action</i> | 196 | 219 | 208 | 187 | 210 | 210 | 118 | 193 |
| | <i>Injunctions Against Harassment</i> | 88 | 68 | 60 | 81 | 74 | 74 | 78 | 75 |
| | <i>Orders of Protection</i> | 113 | 112 | 113 | 142 | 140 | 126 | 121 | 124 |
| | <i>Other Civil</i> | 701 | 549 | 653 | 733 | 1,069 | 838 | 743 | 755 |
| | <i>Small Claims</i> | 113 | 108 | 103 | 114 | 115 | 75 | 76 | 101 |
| <i>Felony</i> | <i>Total Felony</i> | 838 | 1,273 | 1,612 | 1,876 | 1,799 | 1,850 | 1,940 | 1,598 |
| <i>Misdemeanors</i> | <i>Criminal Failure to Appear</i> | 74 | 120 | 174 | 67 | 47 | 125 | 90 | 100 |
| | <i>DUI</i> | 255 | 279 | 300 | 302 | 258 | 223 | 249 | 267 |
| | <i>Other Criminal Traffic</i> | 380 | 548 | 839 | 822 | 928 | 495 | 444 | 637 |
| | <i>Other Misdemeanors</i> | 1,095 | 1,344 | 1,333 | 1,392 | 1,535 | 1,117 | 1,435 | 1,322 |
| | <i>Serious Criminal Traffic</i> | 39 | 46 | 39 | 54 | 69 | 56 | 57 | 51 |
| <i>Non-Criminal</i> | <i>Civil Traffic</i> | 4,415 | 4,662 | 4,140 | 4,583 | 4,738 | 4,421 | 3,958 | 4,417 |
| | <i>Non-Parking</i> | 0 | 0 | 0 | 0 | 0 | 1 | 3 | 1 |
| | <i>Parking</i> | 0 | 0 | 0 | 0 | 0 | 0 | 0 | 0 |
| <i>Group Total</i> | | 8,307 | 9,328 | 9,574 | 10,353 | 10,982 | 9,611 | 9,312 | 9,641 |

NOTE: Figures may not correspond to previously published Data Reports due to corrected information received after publication.

Justice of the Peace Courts Court Case Activity by Fiscal Year

YAVAPAI COUNTY, VERDE VALLEY (CAMP VERDE) JUSTICE COURT, TERMINATIONS

| | | TERMINATIONS | | | | | | | Average |
|---------------|-------------------------------------|--------------|--------|-------|--------|--------|--------|-------|---------|
| | | Fiscal Year | | | | | | | |
| | | 2014 | 2015 | 2016 | 2017 | 2018 | 2019 | 2020 | |
| Case Category | Case Type | | | | | | | | |
| Civil | Forcible Detainer / Eviction Action | 242 | 203 | 204 | 186 | 199 | 203 | 130 | 195 |
| | Injunctions Against Harassment | 76 | 51 | 54 | 81 | 72 | 74 | 78 | 69 |
| | Orders of Protection | 105 | 93 | 106 | 133 | 132 | 128 | 120 | 117 |
| | Other Civil | 736 | 639 | 466 | 400 | 668 | 834 | 683 | 632 |
| | Small Claims | 109 | 106 | 82 | 71 | 89 | 57 | 51 | 81 |
| Felony | Total Felony | 1,125 | 1,290 | 1,084 | 1,769 | 1,710 | 1,842 | 1,877 | 1,528 |
| Misdemeanors | Criminal Failure to Appear | 91 | 158 | 132 | 122 | 86 | 139 | 92 | 117 |
| | DUI | 268 | 275 | 276 | 314 | 296 | 204 | 193 | 261 |
| | Other Criminal Traffic | 402 | 723 | 727 | 846 | 824 | 591 | 498 | 659 |
| | Other Misdemeanors | 1,272 | 1,401 | 1,415 | 1,526 | 1,322 | 1,272 | 1,190 | 1,343 |
| | Serious Criminal Traffic | 41 | 49 | 31 | 58 | 64 | 58 | 54 | 51 |
| Non-Criminal | Civil Traffic | 4,813 | 5,437 | 4,843 | 4,870 | 5,446 | 4,612 | 4,104 | 4,875 |
| | Non-Parking | 0 | 0 | 0 | 0 | 0 | 0 | 4 | 1 |
| | Parking | 0 | 0 | 0 | 0 | 0 | 0 | 0 | 0 |
| Group Total | | 9,280 | 10,425 | 9,420 | 10,376 | 10,908 | 10,014 | 9,074 | 9,929 |

NOTE: Figures may not correspond to previously published Data Reports due to corrected information received after publication.

Justice of the Peace Courts Court Case Activity by Fiscal Year

YAVAPAI COUNTY, YARNELL JUSTICE COURT, F I L I N G S

| | | F I L I N G S | | | | | | | Average |
|---------------------|--|---------------|-------|-------|-------|-------|-------|-------|---------|
| | | Fiscal Year | | | | | | | |
| | | 2014 | 2015 | 2016 | 2017 | 2018 | 2019 | 2020 | |
| Case Category | Case Type | | | | | | | | |
| <i>Civil</i> | <i>Forcible Detainer / Eviction Action</i> | 8 | 15 | 8 | 3 | 4 | 14 | 8 | 9 |
| | <i>Injunctions Against Harassment</i> | 20 | 21 | 12 | 13 | 14 | 14 | 16 | 16 |
| | <i>Orders of Protection</i> | 13 | 16 | 13 | 16 | 11 | 8 | 30 | 15 |
| | <i>Other Civil</i> | 48 | 45 | 24 | 44 | 27 | 24 | 40 | 36 |
| | <i>Small Claims</i> | 6 | 11 | 7 | 10 | 4 | 5 | 6 | 7 |
| <i>Felony</i> | <i>Total Felony</i> | 112 | 292 | 243 | 249 | 231 | 227 | 110 | 209 |
| <i>Misdemeanors</i> | <i>Criminal Failure to Appear</i> | 137 | 131 | 144 | 160 | 66 | 65 | 56 | 108 |
| | <i>DUI</i> | 94 | 105 | 124 | 168 | 93 | 76 | 63 | 103 |
| | <i>Other Criminal Traffic</i> | 936 | 672 | 792 | 820 | 677 | 475 | 193 | 652 |
| | <i>Other Misdemeanors</i> | 274 | 299 | 257 | 307 | 372 | 355 | 237 | 300 |
| | <i>Serious Criminal Traffic</i> | 11 | 23 | 19 | 12 | 17 | 18 | 13 | 16 |
| <i>Non-Criminal</i> | <i>Civil Traffic</i> | 3,211 | 3,159 | 2,320 | 1,316 | 1,485 | 1,602 | 951 | 2,006 |
| | <i>Non-Parking</i> | 0 | 0 | 0 | 0 | 0 | 1 | 0 | 0 |
| | <i>Parking</i> | 0 | 0 | 0 | 0 | 0 | 0 | 0 | 0 |
| <i>Group Total</i> | | 4,870 | 4,789 | 3,963 | 3,118 | 3,001 | 2,884 | 1,723 | 3,477 |

NOTE: Figures may not correspond to previously published Data Reports due to corrected information received after publication.

Justice of the Peace Courts Court Case Activity by Fiscal Year

YAVAPAI COUNTY, YARNELL JUSTICE COURT, TERMINATIONS

| | | TERMINATIONS | | | | | | | Average |
|---------------------|--|--------------|-------|-------|-------|-------|-------|-------|---------|
| | | Fiscal Year | | | | | | | |
| | | 2014 | 2015 | 2016 | 2017 | 2018 | 2019 | 2020 | |
| Case Category | Case Type | | | | | | | | |
| <i>Civil</i> | <i>Forcible Detainer / Eviction Action</i> | 7 | 17 | 5 | 5 | 5 | 15 | 6 | 9 |
| | <i>Injunctions Against Harassment</i> | 17 | 15 | 10 | 10 | 14 | 15 | 16 | 14 |
| | <i>Orders of Protection</i> | 10 | 12 | 12 | 13 | 12 | 8 | 30 | 14 |
| | <i>Other Civil</i> | 29 | 48 | 51 | 56 | 47 | 37 | 42 | 44 |
| | <i>Small Claims</i> | 3 | 10 | 8 | 11 | 4 | 6 | 4 | 7 |
| <i>Felony</i> | <i>Total Felony</i> | 114 | 191 | 88 | 108 | 193 | 223 | 101 | 145 |
| <i>Misdemeanors</i> | <i>Criminal Failure to Appear</i> | 64 | 89 | 86 | 98 | 127 | 94 | 221 | 111 |
| | <i>DUI</i> | 88 | 96 | 97 | 123 | 80 | 126 | 74 | 98 |
| | <i>Other Criminal Traffic</i> | 870 | 655 | 754 | 766 | 630 | 499 | 665 | 691 |
| | <i>Other Misdemeanors</i> | 254 | 305 | 331 | 292 | 323 | 333 | 423 | 323 |
| | <i>Serious Criminal Traffic</i> | 12 | 18 | 22 | 12 | 10 | 16 | 14 | 15 |
| <i>Non-Criminal</i> | <i>Civil Traffic</i> | 3,671 | 3,175 | 2,772 | 1,681 | 1,551 | 1,684 | 1,074 | 2,230 |
| | <i>Non-Parking</i> | 0 | 0 | 0 | 0 | 0 | 1 | 0 | 0 |
| | <i>Parking</i> | 0 | 0 | 0 | 0 | 0 | 0 | 0 | 0 |
| <i>Group Total</i> | | 5,139 | 4,631 | 4,236 | 3,175 | 2,996 | 3,057 | 2,670 | 3,701 |

NOTE: Figures may not correspond to previously published Data Reports due to corrected information received after publication.

Justice of the Peace Courts Court Case Activity by Fiscal Year

YUMA COUNTY, SOUTH COUNTY(#2) JUSTICE COURT, F I L I N G S

| | | F I L I N G S | | | | | | | Average |
|---------------------|--|---------------|-------|-------|-------|-------|-------|-------|---------|
| | | Fiscal Year | | | | | | | |
| | | 2014 | 2015 | 2016 | 2017 | 2018 | 2019 | 2020 | |
| Case Category | Case Type | | | | | | | | |
| <i>Civil</i> | <i>Forcible Detainer / Eviction Action</i> | 82 | 53 | 50 | 45 | 33 | 36 | 21 | 46 |
| | <i>Injunctions Against Harassment</i> | 11 | 11 | 16 | 27 | 39 | 31 | 22 | 22 |
| | <i>Orders of Protection</i> | 18 | 33 | 35 | 36 | 41 | 43 | 37 | 35 |
| | <i>Other Civil</i> | 279 | 333 | 362 | 457 | 426 | 371 | 504 | 390 |
| | <i>Small Claims</i> | 73 | 54 | 32 | 37 | 27 | 41 | 32 | 42 |
| <i>Felony</i> | <i>Total Felony</i> | 304 | 506 | 434 | 248 | 334 | 532 | 490 | 407 |
| <i>Misdemeanors</i> | <i>Criminal Failure to Appear</i> | 59 | 47 | 34 | 28 | 6 | 21 | 11 | 29 |
| | <i>DUI</i> | 78 | 58 | 61 | 40 | 57 | 25 | 42 | 52 |
| | <i>Other Criminal Traffic</i> | 192 | 145 | 147 | 132 | 74 | 89 | 46 | 118 |
| | <i>Other Misdemeanors</i> | 235 | 203 | 199 | 180 | 186 | 146 | 97 | 178 |
| | <i>Serious Criminal Traffic</i> | 11 | 14 | 9 | 8 | 12 | 5 | 5 | 9 |
| <i>Non-Criminal</i> | <i>Civil Traffic</i> | 1,708 | 1,224 | 1,263 | 1,232 | 983 | 1,184 | 1,041 | 1,234 |
| | <i>Non-Parking</i> | 0 | 0 | 0 | 1 | 0 | 0 | 0 | 0 |
| | <i>Parking</i> | 0 | 0 | 0 | 0 | 0 | 0 | 0 | 0 |
| <i>Group Total</i> | | 3,050 | 2,681 | 2,642 | 2,471 | 2,218 | 2,524 | 2,348 | 2,562 |

NOTE: Figures may not correspond to previously published Data Reports due to corrected information received after publication.

Justice of the Peace Courts Court Case Activity by Fiscal Year

YUMA COUNTY, SOUTH COUNTY(#2) JUSTICE COURT, TERMINATIONS

| | | TERMINATIONS | | | | | | | Average |
|---------------------|--|--------------|-------|--------|-------|-------|-------|-------|---------|
| | | Fiscal Year | | | | | | | |
| | | 2014 | 2015 | 2016 | 2017 | 2018 | 2019 | 2020 | |
| Case Category | Case Type | | | | | | | | |
| <i>Civil</i> | <i>Forcible Detainer / Eviction Action</i> | 80 | 100 | 438 | 35 | 36 | 38 | 20 | 107 |
| | <i>Injunctions Against Harassment</i> | 11 | 9 | 14 | 26 | 37 | 31 | 22 | 21 |
| | <i>Orders of Protection</i> | 16 | 33 | 33 | 35 | 41 | 43 | 37 | 34 |
| | <i>Other Civil</i> | 249 | 302 | 1,342 | 327 | 596 | 626 | 284 | 532 |
| | <i>Small Claims</i> | 44 | 39 | 750 | 23 | 43 | 115 | 19 | 148 |
| <i>Felony</i> | <i>Total Felony</i> | 91 | 2,776 | 8,451 | 588 | 683 | 44 | 27 | 1,809 |
| <i>Misdemeanors</i> | <i>Criminal Failure to Appear</i> | 65 | 52 | 49 | 31 | 24 | 25 | 27 | 39 |
| | <i>DUI</i> | 97 | 123 | 273 | 72 | 41 | 31 | 28 | 95 |
| | <i>Other Criminal Traffic</i> | 205 | 159 | 244 | 145 | 72 | 90 | 60 | 139 |
| | <i>Other Misdemeanors</i> | 308 | 427 | 1,175 | 250 | 221 | 124 | 81 | 369 |
| | <i>Serious Criminal Traffic</i> | 14 | 10 | 39 | 9 | 9 | 9 | 3 | 13 |
| <i>Non-Criminal</i> | <i>Civil Traffic</i> | 1,773 | 1,469 | 1,432 | 1,544 | 1,153 | 1,192 | 1,043 | 1,372 |
| | <i>Non-Parking</i> | 0 | 0 | 0 | 1 | 0 | 0 | 0 | 0 |
| | <i>Parking</i> | 0 | 0 | 0 | 0 | 0 | 0 | 0 | 0 |
| <i>Group Total</i> | | 2,953 | 5,499 | 14,240 | 3,086 | 2,956 | 2,368 | 1,651 | 4,678 |

NOTE: Figures may not correspond to previously published Data Reports due to corrected information received after publication.

Justice of the Peace Courts Court Case Activity by Fiscal Year

YUMA COUNTY, WELLTON(#3) JUSTICE COURT, F I L I N G S

| | | F I L I N G S | | | | | | | Average |
|---------------------|--|---------------|-------|-------|-------|-------|-------|-------|---------|
| | | Fiscal Year | | | | | | | |
| | | 2014 | 2015 | 2016 | 2017 | 2018 | 2019 | 2020 | |
| Case Category | Case Type | | | | | | | | |
| <i>Civil</i> | <i>Forcible Detainer / Eviction Action</i> | 1 | 3 | 1 | 2 | 2 | 7 | 6 | 3 |
| | <i>Injunctions Against Harassment</i> | 18 | 8 | 25 | 13 | 18 | 19 | 17 | 17 |
| | <i>Orders of Protection</i> | 20 | 18 | 20 | 11 | 17 | 13 | 28 | 18 |
| | <i>Other Civil</i> | 5 | 6 | 33 | 43 | 34 | 35 | 34 | 27 |
| | <i>Small Claims</i> | 0 | 1 | 3 | 0 | 1 | 2 | 0 | 1 |
| <i>Felony</i> | <i>Total Felony</i> | 409 | 565 | 210 | 135 | 254 | 320 | 270 | 309 |
| <i>Misdemeanors</i> | <i>Criminal Failure to Appear</i> | 197 | 129 | 141 | 125 | 134 | 96 | 45 | 124 |
| | <i>DUI</i> | 25 | 27 | 42 | 38 | 36 | 68 | 50 | 41 |
| | <i>Other Criminal Traffic</i> | 279 | 600 | 709 | 645 | 591 | 495 | 292 | 516 |
| | <i>Other Misdemeanors</i> | 1,256 | 671 | 345 | 272 | 538 | 669 | 565 | 617 |
| | <i>Serious Criminal Traffic</i> | 2 | 1 | 3 | 5 | 6 | 11 | 2 | 4 |
| <i>Non-Criminal</i> | <i>Civil Traffic</i> | 1,110 | 1,419 | 1,236 | 2,499 | 4,818 | 3,829 | 3,010 | 2,560 |
| | <i>Non-Parking</i> | 0 | 0 | 0 | 0 | 0 | 0 | 0 | 0 |
| | <i>Parking</i> | 0 | 0 | 0 | 0 | 0 | 0 | 0 | 0 |
| <i>Group Total</i> | | 3,322 | 3,448 | 2,768 | 3,788 | 6,449 | 5,564 | 4,319 | 4,237 |

NOTE: Figures may not correspond to previously published Data Reports due to corrected information received after publication.

Justice of the Peace Courts Court Case Activity by Fiscal Year

YUMA COUNTY, WELLTON(#3) JUSTICE COURT, TERMINATIONS

| | | TERMINATIONS | | | | | | | Average |
|---------------|-------------------------------------|--------------|-------|-------|-------|-------|-------|-------|---------|
| | | Fiscal Year | | | | | | | |
| | | 2014 | 2015 | 2016 | 2017 | 2018 | 2019 | 2020 | |
| Case Category | Case Type | | | | | | | | |
| Civil | Forcible Detainer / Eviction Action | 20 | 2 | 2 | 2 | 1 | 8 | 8 | 6 |
| | Injunctions Against Harassment | 18 | 7 | 25 | 13 | 18 | 19 | 17 | 17 |
| | Orders of Protection | 20 | 18 | 21 | 11 | 17 | 13 | 27 | 18 |
| | Other Civil | 18 | 4 | 36 | 40 | 75 | 40 | 48 | 38 |
| | Small Claims | 12 | 0 | 3 | 1 | 2 | 3 | 1 | 3 |
| Felony | Total Felony | 680 | 906 | 640 | 182 | 221 | 11 | 6 | 378 |
| Misdemeanors | Criminal Failure to Appear | 140 | 135 | 121 | 156 | 125 | 133 | 73 | 126 |
| | DUI | 25 | 21 | 43 | 49 | 97 | 54 | 36 | 46 |
| | Other Criminal Traffic | 280 | 564 | 677 | 669 | 590 | 528 | 302 | 516 |
| | Other Misdemeanors | 1,607 | 942 | 604 | 548 | 584 | 688 | 493 | 781 |
| | Serious Criminal Traffic | 1 | 1 | 4 | 4 | 13 | 10 | 2 | 5 |
| Non-Criminal | Civil Traffic | 1,219 | 1,493 | 1,505 | 2,344 | 4,994 | 4,015 | 3,133 | 2,672 |
| | Non-Parking | 0 | 0 | 0 | 0 | 0 | 0 | 0 | 0 |
| | Parking | 0 | 0 | 0 | 0 | 0 | 0 | 0 | 0 |
| Group Total | | 4,040 | 4,093 | 3,681 | 4,019 | 6,737 | 5,522 | 4,146 | 4,606 |

NOTE: Figures may not correspond to previously published Data Reports due to corrected information received after publication.

Justice of the Peace Courts Court Case Activity by Fiscal Year

YUMA COUNTY, YUMA(#1) JUSTICE COURT, F I L I N G S

| | | F I L I N G S | | | | | | | Average |
|---------------|-------------------------------------|---------------|--------|--------|--------|--------|--------|--------|---------|
| | | Fiscal Year | | | | | | | |
| | | 2014 | 2015 | 2016 | 2017 | 2018 | 2019 | 2020 | |
| Case Category | Case Type | | | | | | | | |
| Civil | Forcible Detainer / Eviction Action | 617 | 603 | 629 | 591 | 614 | 615 | 457 | 589 |
| | Injunctions Against Harassment | 92 | 47 | 28 | 8 | 3 | 3 | 7 | 27 |
| | Orders of Protection | 126 | 64 | 56 | 14 | 3 | 6 | 5 | 39 |
| | Other Civil | 1,533 | 1,672 | 1,869 | 1,902 | 2,386 | 2,278 | 2,221 | 1,981 |
| | Small Claims | 365 | 346 | 291 | 384 | 375 | 259 | 228 | 321 |
| Felony | Total Felony | 1,646 | 1,862 | 1,906 | 1,885 | 2,406 | 1,931 | 1,858 | 1,928 |
| Misdemeanors | Criminal Failure to Appear | 243 | 199 | 197 | 161 | 126 | 149 | 74 | 164 |
| | DUI | 232 | 244 | 213 | 260 | 274 | 346 | 344 | 273 |
| | Other Criminal Traffic | 571 | 642 | 575 | 585 | 572 | 508 | 265 | 531 |
| | Other Misdemeanors | 1,502 | 1,397 | 1,285 | 1,520 | 1,441 | 1,522 | 1,127 | 1,399 |
| | Serious Criminal Traffic | 57 | 55 | 46 | 62 | 51 | 24 | 45 | 49 |
| Non-Criminal | Civil Traffic | 5,185 | 5,174 | 4,831 | 5,442 | 5,609 | 6,991 | 5,451 | 5,526 |
| | Non-Parking | 0 | 0 | 0 | 0 | 0 | 1 | 1 | 0 |
| | Parking | 0 | 0 | 0 | 0 | 0 | 0 | 0 | 0 |
| Group Total | | 12,169 | 12,305 | 11,926 | 12,814 | 13,860 | 14,633 | 12,083 | 12,827 |

NOTE: Figures may not correspond to previously published Data Reports due to corrected information received after publication.

Justice of the Peace Courts Court Case Activity by Fiscal Year

YUMA COUNTY, YUMA(#1) JUSTICE COURT, TERMINATIONS

| | | TERMINATIONS | | | | | | | Average |
|---------------|-------------------------------------|--------------|--------|--------|--------|--------|--------|--------|---------|
| | | Fiscal Year | | | | | | | |
| | | 2014 | 2015 | 2016 | 2017 | 2018 | 2019 | 2020 | |
| Case Category | Case Type | | | | | | | | |
| Civil | Forcible Detainer / Eviction Action | 518 | 571 | 588 | 604 | 671 | 607 | 461 | 574 |
| | Injunctions Against Harassment | 91 | 43 | 27 | 7 | 3 | 3 | 6 | 26 |
| | Orders of Protection | 121 | 62 | 55 | 14 | 3 | 6 | 5 | 38 |
| | Other Civil | 458 | 881 | 1,048 | 2,193 | 3,357 | 2,335 | 3,090 | 1,908 |
| | Small Claims | 329 | 402 | 372 | 615 | 471 | 210 | 398 | 400 |
| Felony | Total Felony | 1,642 | 6,668 | 3,684 | 3,178 | 2,336 | 1,928 | 86 | 2,789 |
| Misdemeanors | Criminal Failure to Appear | 222 | 197 | 202 | 297 | 160 | 193 | 140 | 202 |
| | DUI | 281 | 356 | 303 | 343 | 283 | 313 | 284 | 309 |
| | Other Criminal Traffic | 557 | 661 | 666 | 585 | 605 | 568 | 282 | 561 |
| | Other Misdemeanors | 1,777 | 2,277 | 1,924 | 2,623 | 2,074 | 1,393 | 1,098 | 1,881 |
| | Serious Criminal Traffic | 45 | 70 | 51 | 86 | 75 | 32 | 32 | 56 |
| Non-Criminal | Civil Traffic | 5,736 | 5,867 | 5,842 | 6,531 | 6,821 | 7,256 | 5,284 | 6,191 |
| | Non-Parking | 0 | 0 | 0 | 0 | 0 | 2 | 1 | 0 |
| | Parking | 0 | 1 | 0 | 1 | 0 | 0 | 0 | 0 |
| Group Total | | 11,777 | 18,056 | 14,762 | 17,077 | 16,859 | 14,846 | 11,167 | 14,935 |

NOTE: Figures may not correspond to previously published Data Reports due to corrected information received after publication.