

SUPERIOR COURT OF ARIZONA
Case Activity Narrative Summary
Fiscal Year 2021

The Superior Court is the state’s general jurisdiction trial court. Arizona’s Superior Court has 15 branches, one for each county in the state. Superior Court has jurisdiction over all cases except small claims, petty offenses and violations of city ordinance/codes. The Superior Court also acts as an appellate court for Justice and Municipal Courts.

Total Case Activity

Total filings (including transfers in) decreased by 2.9% from 188,141 in state fiscal year (FY) 2020 to 193,613 in FY 2021. Criminal and Juvenile experienced a decrease in filings; whereas, Civil, Real Property, Probate and Mental Health had an increase, while Domestic Relations had a very slight increase in filings.

Civil Case Type

Civil filings, which includes real property and probate/estate filings, accounted for 38.3% of the case filings. Within the Civil category, Tort Motor increased by 5.6% and Contract filings increased by 25.0%.

Domestic Relations

During FY 2021, Domestic Relations cases, which includes protective order petitions, accounted for 26.2% of the filing caseload. Mental Health filings accounted for 7.8% of the total case filings during FY 2021.

Criminal Case Type

Criminal filings accounted for 22.1% of case files. Table 1 illustrates the distribution of felony case filings by primary case type at filing. A criminal case may have multiple charges under different case types; however, only the primary criminal case type is reported for the most serious offense. During FY 2021, drug charges were the most frequently occurring case type, accounting for 36.9% of defendants with felony filings.

Juvenile Case Type

Juvenile case filings accounted for 5.6% of total case files. Dependency case filings decreased by 5.0%, while delinquent/incorrigible case filing decreased by 34.5%.

Table 1

Distribution of Felony Filings by Primary Case Type

Case Type	New Filings	Percent of Total
Person - Homicide	615	1.6%
Person - Sex Offenses	1,067	2.7%
Person - Kidnapping	706	1.8%
Person - Robbery	908	2.3%
Person - Aggravated Assault	4,599	11.8%
Person - Other Assaults	596	1.5%
Property - Burglary	2,347	6.0%
Property - Auto Theft	1,626	4.2%
Property - Other	5,002	12.8%
Drug - Possession/Paraphernalia	11,246	28.8%
Drug - Sales/Other	3,143	8.1%
Weapons	1,837	4.7%
Public Order	803	2.1%
Motor Vehicle - DWI / DUI	1,670	4.3%
Motor Vehicle - Serious Violations	63	0.2%
Motor Vehicle - Other	654	1.7%
Other Felony / Unclassified	2,156	5.5%
Total Felony	39,038	100%

Note. Category ranking is determined by the most severe charge on the case for the defendant.

Dispositions

Total dispositions (including transfers) decreased 5.2% from 188,390 in FY 2020 to 179,616 in FY 2021.

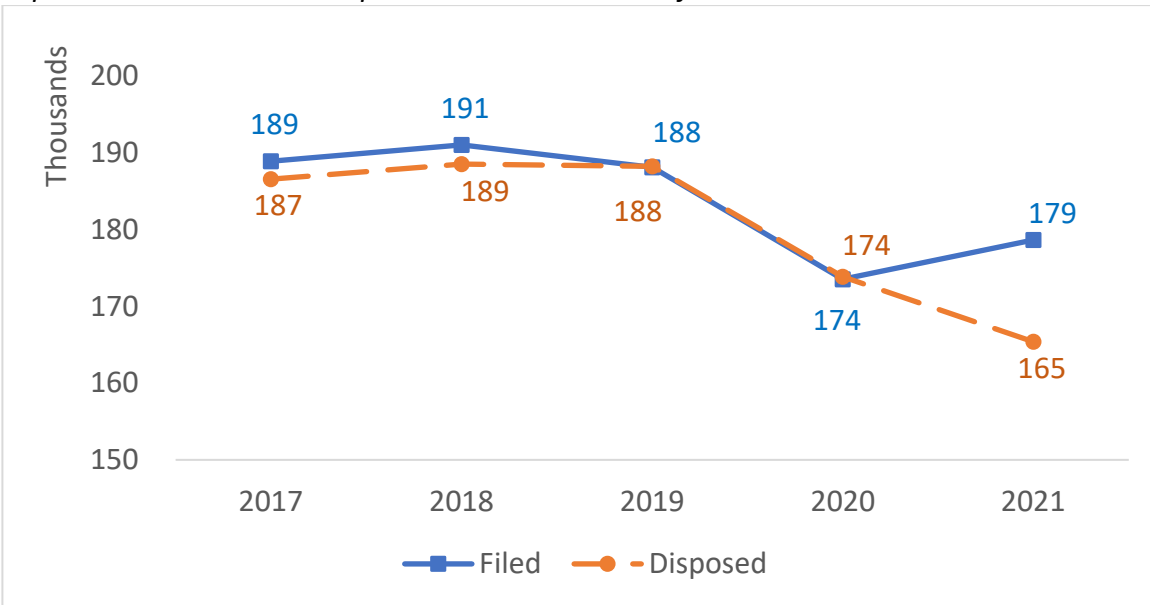
Protective Orders

Petitions for both Orders of Protections and Injunctions Against Harassment accounted for 7.3% of the total case filings. Petitions for Orders of Protection decreased 4.2%, from 11,391 in FY 2020 to 10,908 in FY 2021. Similarly, petitions for Injunctions Against Harassment decreased by 2.0%, from 3,197 in FY 2020 to 3,133 in FY 2021.

Note. Case activity data can also be viewed on interactive dashboards:
<https://www.azcourts.gov/statistics/Interactive-Data-Dashboards>

Figure 01

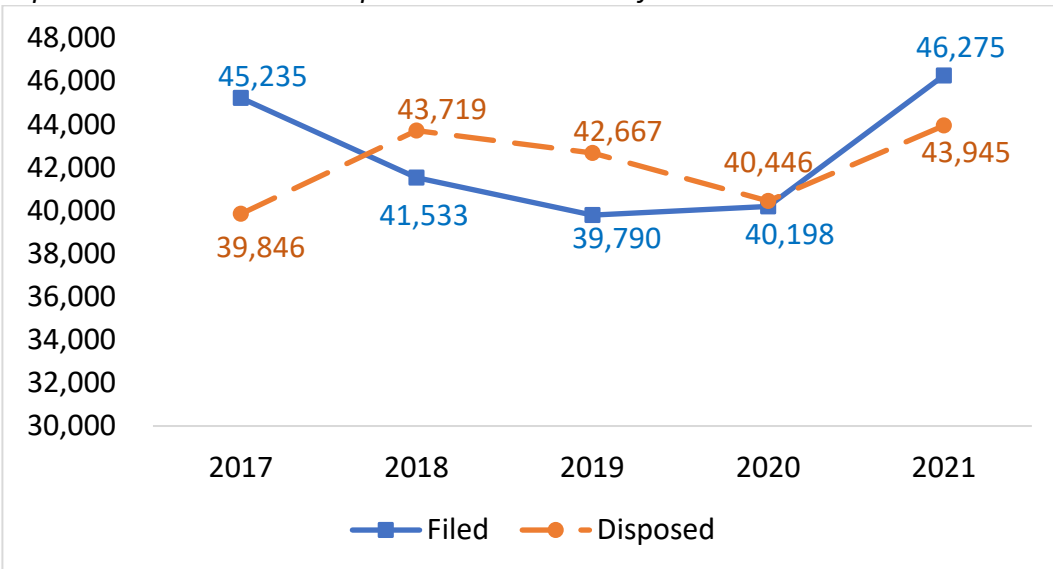
*Superior Court Filed and Disposed **Annual** Case Files from FY 2017 to FY 2021*



Note. The figure excludes petitions for Orders of Protection and for Injunction Against Harassment.

Figure 02

*Superior Court Filed and Disposed **Civil** Case Files from FY 2017 to FY 2021*



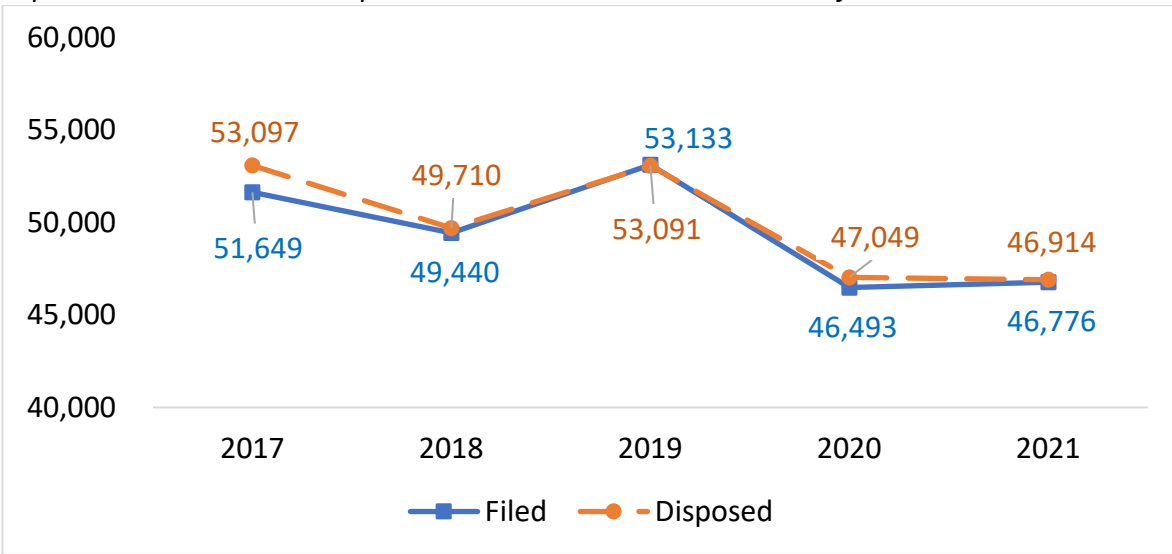
Note. FY 18 through FY 21 exclude probate/estate, real property and mental health case filings and terminations.

Note. Case activity data can also be viewed on interactive dashboards:

<https://www.azcourts.gov/statistics/Interactive-Data-Dashboards>

Figure 03

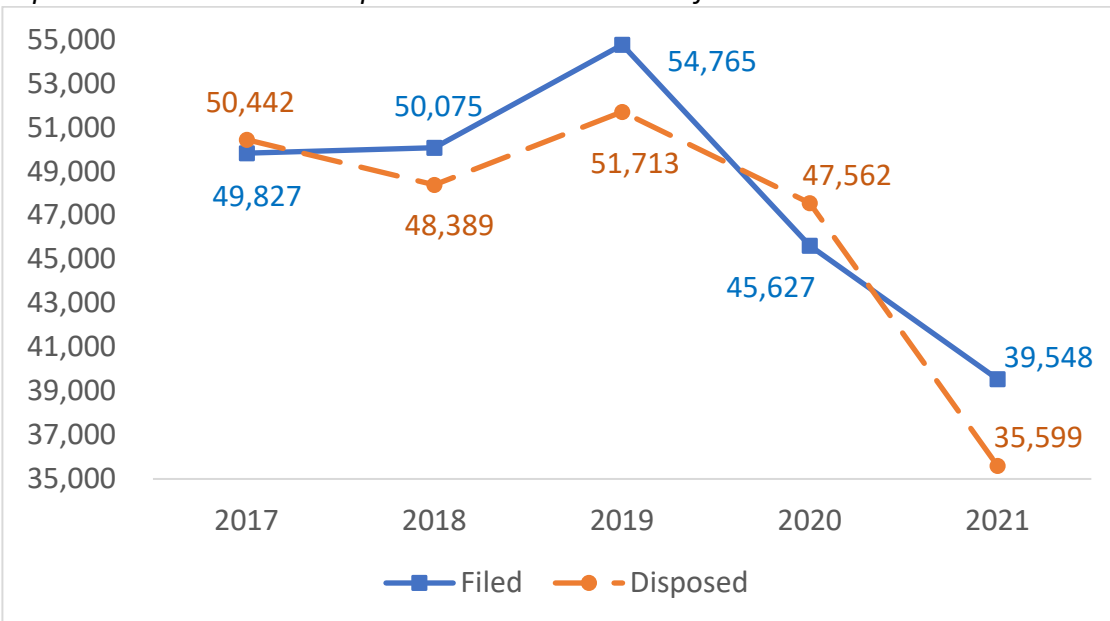
Superior Court Filed and Disposed **Domestic Relations** Case Files from FY 2017 to FY 2021



Note. The figure excludes Domestic Violence Petition Orders of Protection and Petitions for Injunction Against Harassment

Figure 04

Superior Court Filed and Disposed **Criminal** Case Files from FY 2017 to FY 2021



Note.

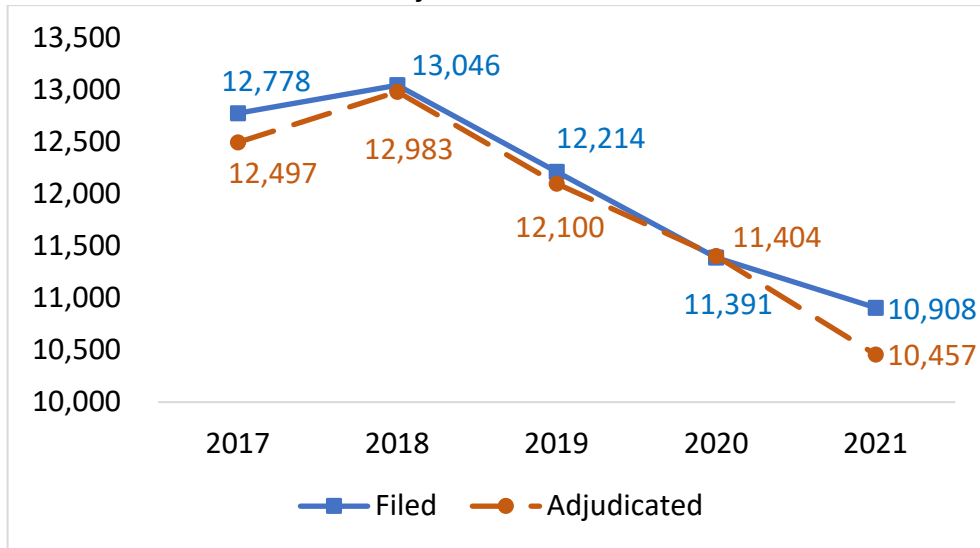
Note. Case activity data can also be viewed on interactive dashboards:

<https://www.azcourts.gov/statistics/Interactive-Data-Dashboards>

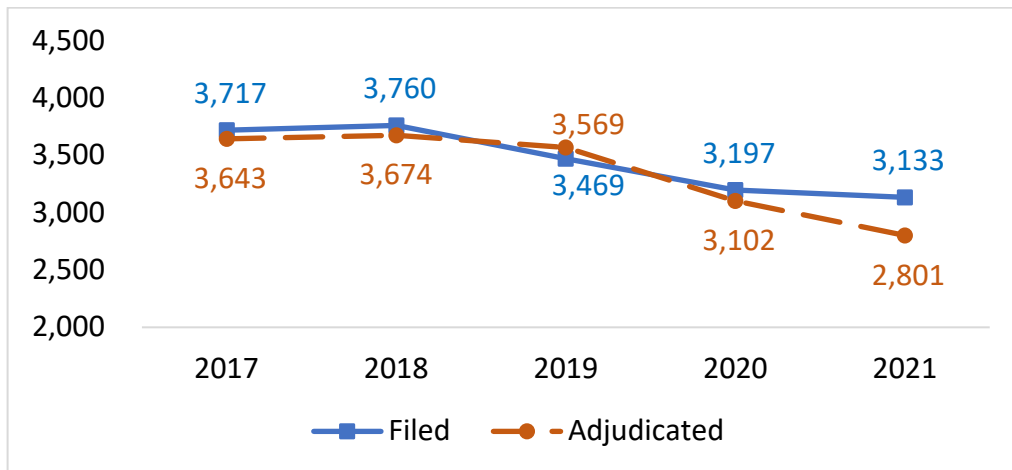
Figure 05

Superior Court Filed Protective Order **Petitions** from FY 2017 to FY 2021

A
Orders of Protection¹



B
Injunctions Against Harassment



Note. The above petitions are from domestic violence case type

Note. Case activity data can also be viewed on interactive dashboards:
<https://www.azcourts.gov/statistics/Interactive-Data-Dashboards>

Table of Contents

Narrative Summary.....	i
Figures.....	ii
Table of Contents	v
List of Figures	vi
Case Activity	01
Statewide Totals.....	01
Rural Counties.....	02
Urban Counties.....	03
County Totals.....	04
Criminal	19
Statewide Totals.....	19
Rural Counties.....	21
Urban Counties.....	22
County Totals	23
Civil	38
Statewide Totals.....	38
Rural Counties.....	41
Urban Counties.....	44
County Totals	47
Domestic Relations.....	92
Statewide Totals.....	92
Rural Counties.....	79
Urban Counties.....	82
County Totals	98
Juvenile.....	128
Statewide Totals.....	128
Rural Counties.....	129
Urban Counties.....	130
County Totals	131

List of Figures

Figure	Page
1. Superior Court Filed and Disposed Annual Case Files from FY 2017 to FY 2021.....	ii
2. Superior Court Filed and Disposed Civil Case Files from FY 2017 to FY 2021.....	ii
3. Superior Court Filed and Disposed Domestic Relations Case Files from FY 2017 to FY 2021....	iii
4. Superior Court Filed and Disposed Criminal Case Files from FY 2017 to FY 2021.....	iii
5. Superior Court Filed Protective Order Petitions from FY 2017 to FY 2021.....	iv

Superior Court

Case Activity by Fiscal Year

ARIZONA STATEWIDE TOTAL

		FILINGS				TERMINATIONS			
		Fiscal Year				Fiscal Year			
		2018	2019	2020	2021	2018	2019	2020	2021
Case Category	Section								
1 Criminal	1 Felony	50,022	54,520	44,992	39,038	48,306	51,508	46,886	34,917
	2 Misdemeanor	53	245	635	510	83	205	676	682
2 Civil	1 Tort	10,379	9,943	10,386	10,964	10,471	10,322	10,042	10,525
	2 Contract	17,399	17,824	18,663	23,321	18,364	18,578	17,803	22,037
	3 Real Property	2,115	1,931	1,876	3,014	2,084	2,060	1,872	2,608
	4 Probate/Estate	14,476	14,206	14,706	19,129	12,986	13,428	10,043	13,122
	5 Mental Health	11,136	11,188	11,948	13,888	8,981	12,859	13,658	12,275
	6 Civil Appeals	261	267	243	112	248	279	253	96
	7 Miscellaneous	228	131	117	73	184	182	116	63
	8 Other Civil	13,266	11,650	10,789	11,805	14,452	13,321	12,232	11,224
3 Domestic Relations	1 Marriage-Domestic Relations	37,851	27,664	25,719	27,072	38,094	27,869	24,997	27,294
	2 Paternity	3,857	4,333	3,689	3,555	3,880	4,222	3,822	3,559
	3 Custody/Parenting Time	3,564	3,391	3,106	3,041	3,594	3,379	3,149	2,728
	4 Support	4,469	4,424	3,597	2,388	4,505	4,329	3,784	2,506
	5 Visitation	149	140	108	110	163	138	113	109
	6 Emancipation of a Minor	25	31	35	43	21	27	37	25
	7 Children Adoption	3,351	3,103	2,687	2,229	3,433	3,112	2,656	2,059
	8 Domestic Violence/Harassment	16,806	15,683	14,588	14,041	16,657	15,669	14,506	13,258
	9 Other Domestic Relations	5,193	10,047	7,552	8,338	5,090	10,015	8,491	8,634
4 Juvenile	1 Juvenile	13,268	13,111	12,705	10,031	13,621	12,420	13,254	10,930
Group Total		207,868	203,832	188,141	192,702	205,217	203,922	188,390	178,651

For more details please see additional data report for each county below.

Superior Court

Case Activity by Fiscal Year

RURAL COUNTIES

		FILINGS				TERMINATIONS			
		Fiscal Year				Fiscal Year			
		2018	2019	2020	2021	2018	2019	2020	2021
Case Category	Section								
1 Criminal	1 Felony	13,864	13,800	11,381	11,879	14,173	14,304	12,316	11,004
	2 Misdemeanor	52	70	322	169	63	91	372	344
2 Civil	1 Tort	1,075	967	1,077	1,593	1,072	1,054	1,068	1,236
	2 Contract	2,914	2,860	2,806	4,559	2,684	3,021	2,931	3,790
	3 Real Property	1,514	1,323	1,192	2,373	1,417	1,432	1,211	1,962
	4 Probate/Estate	4,731	4,468	4,593	7,564	4,371	4,843	4,509	5,889
	5 Mental Health	1,211	1,273	1,307	1,860	1,198	1,223	1,267	1,754
	6 Civil Appeals	65	62	73	60	52	61	72	46
	7 Miscellaneous	142	64	38	38	107	104	37	35
	8 Other Civil	2,934	2,698	2,950	4,044	2,891	2,628	2,890	3,662
3 Domestic Relations	1 Marriage-Domestic Relations	15,280	6,027	5,543	5,816	15,364	6,027	5,804	5,481
	2 Paternity	581	612	574	461	555	579	544	384
	3 Custody/Parenting Time	881	877	829	939	851	860	832	653
	4 Support	1,232	1,330	1,100	695	1,301	1,184	1,141	639
	5 Visitation	27	8	0	0	29	8	0	0
	6 Emancipation of a Minor	11	12	16	19	8	9	19	14
	7 Children Adoption	97	106	97	60	91	96	88	75
	8 Domestic Violence/Harassment	2,490	1,671	2,963	2,831	2,470	1,635	2,450	2,001
	9 Other Domestic Relations	81	87	0	106	70	66	0	66
4 Juvenile	1 Juvenile	4,311	4,318	4,118	3,143	4,094	3,570	4,283	3,450
Group Total		53,493	42,633	40,979	48,209	52,861	42,795	41,834	42,485

For more details please see additional data report for each county below.

Superior Court

Case Activity by Fiscal Year

URBAN COUNTIES

		FILINGS				TERMINATIONS			
		Fiscal Year				Fiscal Year			
		2018	2019	2020	2021	2018	2019	2020	2021
Case Category	Section								
1 Criminal	1 Felony	36,158	40,720	33,611	27,159	34,133	37,204	34,570	23,913
	2 Misdemeanor	1	175	313	341	20	114	304	338
2 Civil	1 Tort	9,304	8,976	9,309	9,371	9,399	9,268	8,974	9,289
	2 Contract	14,485	14,964	15,857	18,762	15,680	15,557	14,872	18,247
	3 Real Property	601	608	684	641	667	628	661	646
	4 Probate/Estate	9,745	9,738	10,113	11,565	8,615	8,585	5,534	7,233
	5 Mental Health	9,925	9,915	10,641	12,028	7,783	11,636	12,391	10,521
	6 Civil Appeals	196	205	170	52	196	218	181	50
	7 Miscellaneous	86	67	79	35	77	78	79	28
	8 Other Civil	10,332	8,952	7,839	7,761	11,561	10,693	9,342	7,562
3 Domestic Relations	1 Marriage-Domestic Relations	22,571	21,637	20,176	21,256	22,730	21,842	19,193	21,813
	2 Paternity	3,276	3,721	3,115	3,094	3,325	3,643	3,278	3,175
	3 Custody/Parenting Time	2,683	2,514	2,277	2,102	2,743	2,519	2,317	2,075
	4 Support	3,237	3,094	2,497	1,693	3,204	3,145	2,643	1,867
	5 Visitation	122	132	108	110	134	130	113	109
	6 Emancipation of a Minor	14	19	19	24	13	18	18	11
	7 Children Adoption	3,254	2,997	2,590	2,169	3,342	3,016	2,568	1,984
	8 Domestic Violence/Harassment	14,316	14,012	11,625	11,210	14,187	14,034	12,056	11,257
	9 Other Domestic Relations	5,112	9,960	7,552	8,232	5,020	9,949	8,491	8,568
4 Juvenile	1 Juvenile	8,957	8,793	8,587	6,888	9,527	8,850	8,971	7,480
Group Total		154,375	161,199	147,162	144,493	152,356	161,127	146,556	136,166

For more details please see additional data report for each county below.

Superior Court

Case Activity by Fiscal Year

APACHE COUNTY

		<i>FILINGS</i>				<i>TERMINATIONS</i>			
		<i>Fiscal Year</i>				<i>Fiscal Year</i>			
		<i>2018</i>	<i>2019</i>	<i>2020</i>	<i>2021</i>	<i>2018</i>	<i>2019</i>	<i>2020</i>	<i>2021</i>
<i>Case Category</i>	<i>Section</i>								
<i>1 Criminal</i>	<i>1 Felony</i>	516	379	540	389	535	572	486	500
	<i>2 Misdemeanor</i>	1	1	1	1	1	1	3	7
<i>2 Civil</i>	<i>1 Tort</i>	19	17	17	15	14	14	21	15
	<i>2 Contract</i>	60	37	38	50	48	46	26	54
	<i>3 Real Property</i>	63	56	74	130	47	49	59	98
	<i>4 Probate/Estate</i>	126	95	99	219	123	87	99	217
	<i>5 Mental Health</i>	7	8	16	20	10	8	12	16
	<i>6 Civil Appeals</i>	0	2	2	0	0	2	2	0
	<i>7 Miscellaneous</i>	0	8	11	14	3	1	8	8
	<i>8 Other Civil</i>	85	71	58	75	80	71	57	54
<i>3 Domestic Relations</i>	<i>1 Marriage-Domestic Relations</i>	221	88	70	97	210	96	67	70
	<i>2 Paternity</i>	3	2	5	4	3	2	3	5
	<i>3 Custody/Parenting Time</i>	5	14	6	12	10	9	7	7
	<i>4 Support</i>	6	5	2	2	2	7	2	0
	<i>5 Visitation</i>	0	0	0	0	0	0	0	0
	<i>6 Emancipation of a Minor</i>	1	0	0	1	1	0	0	0
	<i>7 Children Adoption</i>	0	0	0	1	0	0	0	1
	<i>8 Domestic Violence/Harassment</i>	16	8	16	15	16	9	11	11
	<i>9 Other Domestic Relations</i>	0	7		2	0	8		0
<i>4 Juvenile</i>	<i>1 Juvenile</i>	76	57	52	45	71	53	51	29
<i>Group Total</i>		1,205	855	1,007	1,092	1,174	1,035	914	1,092

For more details please see additional data report for each county below.

Superior Court

Case Activity by Fiscal Year

COCHISE COUNTY

		FILINGS				TERMINATIONS			
		Fiscal Year				Fiscal Year			
		2018	2019	2020	2021	2018	2019	2020	2021
Case Category	Section								
1 Criminal	1 Felony	973	993	724	909	1,074	1,180	954	856
	2 Misdemeanor	2	3	8	3	3	3	8	14
2 Civil	1 Tort	54	45	53	84	53	45	43	54
	2 Contract	189	205	175	261	166	207	186	186
	3 Real Property	71	62	92	235	60	73	76	123
	4 Probate/Estate	553	453	407	698	386	1,191	745	368
	5 Mental Health	162	111	133	157	163	105	131	162
	6 Civil Appeals	3	1	1	5	0	2	1	1
	7 Miscellaneous	7	5	2	0	3	8	1	2
	8 Other Civil	306	195	248	360	322	194	247	270
3 Domestic Relations	1 Marriage-Domestic Relations	1,442	585	428	508	1,441	533	440	471
	2 Paternity	70	44	31	32	71	43	29	21
	3 Custody/Parenting Time	70	47	38	38	56	38	31	28
	4 Support	72	111	85	48	67	56	114	44
	5 Visitation	1	0	0	0	1	0	0	0
	6 Emancipation of a Minor	4	3	0	2	3	2	2	1
	7 Children Adoption	0	0	0	1	0	0	0	0
	8 Domestic Violence/Harassment	205	94	235	218	206	86	159	112
	9 Other Domestic Relations	14	13		9	9	8		6
4 Juvenile	1 Juvenile	236	224	245	202	331	211	253	209
Group Total		4,434	3,194	2,905	3,770	4,415	3,985	3,420	2,928

For more details please see additional data report for each county below.

Superior Court

Case Activity by Fiscal Year

COCONINO COUNTY

		<i>FILINGS</i>				<i>TERMINATIONS</i>			
		<i>Fiscal Year</i>				<i>Fiscal Year</i>			
		<i>2018</i>	<i>2019</i>	<i>2020</i>	<i>2021</i>	<i>2018</i>	<i>2019</i>	<i>2020</i>	<i>2021</i>
<i>Case Category</i>	<i>Section</i>								
<i>1 Criminal</i>	<i>1 Felony</i>	1,117	1,188	858	792	1,078	1,076	817	663
	<i>2 Misdemeanor</i>	1	12	79	8	4	17	104	63
<i>2 Civil</i>	<i>1 Tort</i>	109	105	109	168	98	105	99	117
	<i>2 Contract</i>	201	208	175	323	165	229	176	249
	<i>3 Real Property</i>	38	48	59	105	47	36	47	82
	<i>4 Probate/Estate</i>	280	239	210	325	256	235	177	233
	<i>5 Mental Health</i>	260	282	251	380	259	282	249	346
	<i>6 Civil Appeals</i>	10	13	11	4	9	11	6	6
	<i>7 Miscellaneous</i>	0	1	1	0	0	1	1	0
	<i>8 Other Civil</i>	228	221	203	376	228	204	202	333
<i>3 Domestic Relations</i>	<i>1 Marriage-Domestic Relations</i>	796	428	354	350	829	393	392	364
	<i>2 Paternity</i>	31	41	29	32	28	38	30	31
	<i>3 Custody/Parenting Time</i>	36	22	16	16	32	17	24	6
	<i>4 Support</i>	43	60	32	31	51	50	35	23
	<i>5 Visitation</i>	7	6	0	0	13	6	0	0
	<i>6 Emancipation of a Minor</i>	1	0	3	1	1	0	3	0
	<i>7 Children Adoption</i>	0	0	0	0	0	0	0	0
	<i>8 Domestic Violence/Harassment</i>	8	37	92	80	8	31	60	49
	<i>9 Other Domestic Relations</i>	8	8		8	12	4		6
<i>4 Juvenile</i>	<i>1 Juvenile</i>	247	316	263	136	243	229	288	156
<i>Group Total</i>		3,421	3,235	2,745	3,135	3,361	2,964	2,710	2,727

For more details please see additional data report for each county below.

Superior Court

Case Activity by Fiscal Year

GILA COUNTY

		FILINGS				TERMINATIONS			
		Fiscal Year				Fiscal Year			
		2018	2019	2020	2021	2018	2019	2020	2021
Case Category	Section								
1 Criminal	1 Felony	641	602	453	443	637	605	415	392
	2 Misdemeanor	4	3	12	4	6	3	7	10
2 Civil	1 Tort	37	26	23	37	52	35	32	23
	2 Contract	93	89	94	146	86	91	93	114
	3 Real Property	23	14	17	23	24	12	10	29
	4 Probate/Estate	188	140	138	282	137	108	111	190
	5 Mental Health	32	41	48	56	30	42	38	54
	6 Civil Appeals	3	1	5	3	2	2	5	2
	7 Miscellaneous	1	0	0	0	5	3	0	0
	8 Other Civil	176	176	237	444	176	181	231	380
3 Domestic Relations	1 Marriage-Domestic Relations	483	206	179	178	561	203	175	184
	2 Paternity	8	5	8	8	12	6	8	7
	3 Custody/Parenting Time	47	47	37	44	56	54	34	35
	4 Support	49	71	56	24	53	66	47	23
	5 Visitation	0		0	0	0		0	0
	6 Emancipation of a Minor	0	0	1	1	0	0	0	2
	7 Children Adoption	10	10	18	21	9	11	14	20
	8 Domestic Violence/Harassment	93	76	86	56	89	70	72	53
	9 Other Domestic Relations	6	3		4	6	7		2
4 Juvenile	1 Juvenile	208	227	236	139	222	174	210	185
Group Total		2,102	1,737	1,648	1,913	2,163	1,673	1,502	1,705

For more details please see additional data report for each county below.

Superior Court

Case Activity by Fiscal Year

GRAHAM COUNTY

		FILINGS				TERMINATIONS			
		Fiscal Year				Fiscal Year			
		2018	2019	2020	2021	2018	2019	2020	2021
Case Category	Section								
1 Criminal	1 Felony	320	308	283	399	443	357	377	457
	2 Misdemeanor	0	1	10	29	2	0	12	16
2 Civil	1 Tort	8	12	7	14	12	19	12	10
	2 Contract	57	50	50	72	49	69	56	71
	3 Real Property	4	14	6	15	10	22	4	18
	4 Probate/Estate	99	72	65	155	53	83	63	181
	5 Mental Health	1	7	8	8	2	3	4	2
	6 Civil Appeals	0	1	0	1	0	1	0	2
	7 Miscellaneous	0	0	0	0	0	0	0	0
	8 Other Civil	36	33	43	48	41	39	47	49
3 Domestic Relations	1 Marriage-Domestic Relations	480	182	180	182	469	251	175	195
	2 Paternity	13	9	8	12	11	7	11	7
	3 Custody/Parenting Time	31	27	29	36	38	33	27	36
	4 Support	36	22	14	10	35	26	18	10
	5 Visitation	1		0	0	4		0	0
	6 Emancipation of a Minor	0	1	1	1	0	0	2	0
	7 Children Adoption	0	0	0	1	0	0	0	1
	8 Domestic Violence/Harassment	98	43	66	37	95	43	61	28
	9 Other Domestic Relations	0	2	0	5	2	2	0	5
4 Juvenile	1 Juvenile	178	148	169	183	167	148	187	178
Group Total		1,362	932	939	1,208	1,433	1,103	1,056	1,266

For more details please see additional data report for each county below.

Superior Court Case Activity by Fiscal Year

GREENLEE COUNTY

		FILINGS				TERMINATIONS			
		Fiscal Year				Fiscal Year			
		2018	2019	2020	2021	2018	2019	2020	2021
Case Category	Section								
1 Criminal	1 Felony	80	97	80	93	88	101	103	74
	2 Misdemeanor	1	0	3	0	0	2	2	6
2 Civil	1 Tort	3	0	1	2	3	3	0	0
	2 Contract	14	18	14	12	11	16	16	13
	3 Real Property	1	3	3	12	3	3	2	12
	4 Probate/Estate	39	28	25	64	33	27	26	47
	5 Mental Health	0	5	0	2	0	4	0	1
	6 Civil Appeals	0	0	2	0	0	0	2	0
	7 Miscellaneous	0	0	0	0	0	0	0	0
	8 Other Civil	5	9	14	11	7	8	13	15
3 Domestic Relations	1 Marriage-Domestic Relations	135	54	48	34	135	61	44	36
	2 Paternity	0	2	0	1	1	1	0	0
	3 Custody/Parenting Time	7	15	10	11	9	11	10	7
	4 Support	1	0	2	2	2	0	1	0
	5 Visitation	0	1	0	0	0	1	0	0
	6 Emancipation of a Minor	0	0	0	0	0	0	0	0
	7 Children Adoption	0	0	0	0	0	0	0	0
	8 Domestic Violence/Harassment	15	10	17	27	15	8	12	17
	9 Other Domestic Relations	1	5		3	0	3		1
4 Juvenile	1 Juvenile	26	18	18	19	20	2	2	7
Group Total		328	265	237	293	327	251	233	236

For more details please see additional data report for each county below.

Superior Court

Case Activity by Fiscal Year

LA PAZ COUNTY

		FILINGS				TERMINATIONS			
		Fiscal Year				Fiscal Year			
		2018	2019	2020	2021	2018	2019	2020	2021
Case Category	Section								
1 Criminal	1 Felony	342	323	303	195	321	417	358	237
	2 Misdemeanor	5	3	0	1	6	2	1	0
2 Civil	1 Tort	14	13	16	27	15	14	15	18
	2 Contract	24	31	29	35	22	23	30	45
	3 Real Property	39	32	22	63	37	23	32	70
	4 Probate/Estate	100	92	92	125	89	65	97	121
	5 Mental Health	0	0	1	0	0	0	1	0
	6 Civil Appeals	2	1	2	2	2	1	1	1
	7 Miscellaneous	0	0	0	0	0	0	0	0
	8 Other Civil	15	33	22	26	14	24	29	24
3 Domestic Relations	1 Marriage-Domestic Relations	161	74	42	55	166	66	54	49
	2 Paternity	2	3	3	2	3	2	5	1
	3 Custody/Parenting Time	12	13	13	7	9	10	15	6
	4 Support	3	7	1	3	10	7	2	3
	5 Visitation	0	0	0	0	0	0	0	0
	6 Emancipation of a Minor	1	0	0	0	1	0	0	0
	7 Children Adoption	0	0	0	0	0	0	0	0
	8 Domestic Violence/Harassment	6	2	11	9	6	2	10	9
	9 Other Domestic Relations	1	0		1	2	0		0
4 Juvenile	1 Juvenile	31	37	40	28	17	12	42	20
Group Total		758	664	597	579	720	668	692	604

For more details please see additional data report for each county below.

Superior Court

Case Activity by Fiscal Year

MARICOPA COUNTY

		FILINGS				TERMINATIONS			
		Fiscal Year				Fiscal Year			
		2018	2019	2020	2021	2018	2019	2020	2021
Case Category	Section								
1 Criminal	1 Felony	30,193	34,152	27,313	22,195	28,182	31,005	29,188	19,613
	2 Misdemeanor		3	2	1		4	24	1
2 Civil	1 Tort	7,822	7,668	7,985	7,944	7,869	7,833	7,676	7,988
	2 Contract	12,522	12,737	13,544	16,157	13,630	13,290	12,564	15,650
	3 Real Property	469	467	488	492	554	440	488	469
	4 Probate/Estate	7,219	7,478	7,716	8,883	6,581	6,432	3,554	5,364
	5 Mental Health	7,928	8,476	8,747	9,958	5,611	9,130	9,710	7,551
	6 Civil Appeals	171	148	130	0	172	167	137	0
	7 Miscellaneous	84	65	79	35	77	75	78	28
	8 Other Civil	7,895	7,308	6,529	6,287	8,362	7,941	6,659	5,936
3 Domestic Relations	1 Marriage-Domestic Relations	18,615	17,610	16,968	17,248	18,884	17,741	15,971	17,938
	2 Paternity	2,591	2,270	2,050	1,982	2,574	2,308	1,931	1,983
	3 Custody/Parenting Time	2,648	2,457	2,209	2,025	2,690	2,452	2,246	2,001
	4 Support	3,074	2,834	2,290	1,559	3,052	2,853	2,338	1,737
	5 Visitation	122	132	108	110	134	130	113	109
	6 Emancipation of a Minor	14	19	19	24	13	18	18	11
	7 Children Adoption	2,504	2,338	2,122	1,806	2,584	2,409	2,089	1,708
	8 Domestic Violence/Harassment	10,943	10,650	9,254	8,829	10,806	10,631	9,148	8,382
	9 Other Domestic Relations	151	144	164	156	138	144	159	145
4 Juvenile	1 Juvenile	6,951	6,729	6,382	5,096	7,229	6,797	6,870	5,670
Group Total		121,916	123,685	114,099	110,787	119,142	121,800	110,961	102,284

For more details please see additional data report for each county below.

Superior Court

Case Activity by Fiscal Year

MOHAVE COUNTY

		<i>FILINGS</i>				<i>TERMINATIONS</i>			
		<i>Fiscal Year</i>				<i>Fiscal Year</i>			
		<i>2018</i>	<i>2019</i>	<i>2020</i>	<i>2021</i>	<i>2018</i>	<i>2019</i>	<i>2020</i>	<i>2021</i>
<i>Case Category</i>	<i>Section</i>								
<i>1 Criminal</i>	<i>1 Felony</i>	2,022	2,063	1,502	1,443	1,728	1,926	1,867	1,490
	<i>2 Misdemeanor</i>	1	3	16	3	2	11	15	25
<i>2 Civil</i>	<i>1 Tort</i>	159	149	162	262	169	167	152	161
	<i>2 Contract</i>	422	452	387	538	404	453	401	473
	<i>3 Real Property</i>	749	503	383	762	642	663	401	649
	<i>4 Probate/Estate</i>	844	816	837	1,466	790	784	736	1,190
	<i>5 Mental Health</i>	88	119	151	196	91	104	144	147
	<i>6 Civil Appeals</i>	5	10	13	11	6	7	10	8
	<i>7 Miscellaneous</i>	1	0	1	0	2	0	1	0
	<i>8 Other Civil</i>	292	337	430	494	307	312	401	427
<i>3 Domestic Relations</i>	<i>1 Marriage-Domestic Relations</i>	2,338	883	869	836	2,339	895	907	813
	<i>2 Paternity</i>	82	99	90	56	75	70	85	45
	<i>3 Custody/Parenting Time</i>	168	155	158	179	156	155	148	106
	<i>4 Support</i>	295	251	133	86	299	198	142	80
	<i>5 Visitation</i>	3	1	0	0	2	0	0	0
	<i>6 Emancipation of a Minor</i>	2	2	2	3	0	2	3	4
	<i>7 Children Adoption</i>	0	0	0	0	0	0	0	0
	<i>8 Domestic Violence/Harassment</i>	490	192	435	501	488	188	387	431
	<i>9 Other Domestic Relations</i>	37	31		45	26	19		22
<i>4 Juvenile</i>	<i>1 Juvenile</i>	563	594	573	443	471	488	606	434
<i>Group Total</i>		8,561	6,660	6,142	7,324	7,997	6,442	6,406	6,505

For more details please see additional data report for each county below.

Superior Court

Case Activity by Fiscal Year

NAVAJO COUNTY

		<i>FILINGS</i>				<i>TERMINATIONS</i>			
		<i>Fiscal Year</i>				<i>Fiscal Year</i>			
		<i>2018</i>	<i>2019</i>	<i>2020</i>	<i>2021</i>	<i>2018</i>	<i>2019</i>	<i>2020</i>	<i>2021</i>
<i>Case Category</i>	<i>Section</i>								
1 Criminal	1 Felony	972	1,129	843	1,216	1,123	1,256	1,171	1,141
	2 Misdemeanor	13	9	17	6	16	12	18	12
2 Civil	1 Tort	56	48	66	105	63	64	56	71
	2 Contract	223	173	151	245	176	221	199	180
	3 Real Property	69	111	92	198	95	73	112	138
	4 Probate/Estate	298	283	294	499	323	270	285	309
	5 Mental Health	76	87	114	137	76	76	110	139
	6 Civil Appeals	10	9	4	6	4	2	12	5
	7 Miscellaneous	91	22	8	1	51	59	11	9
	8 Other Civil	111	79	154	190	111	64	149	177
3 Domestic Relations	1 Marriage-Domestic Relations	595	288	283	322	565	312	262	311
	2 Paternity	14	17	20	24	16	20	12	27
	3 Custody/Parenting Time	55	53	36	51	46	53	40	39
	4 Support	71	78	68	42	59	82	79	44
	5 Visitation	0	0	0	0	0	0	0	0
	6 Emancipation of a Minor	0	2	0	3	0	2	0	1
	7 Children Adoption	19	4	21	10	20	6	15	13
	8 Domestic Violence/Harassment	28	22	57	88	25	21	46	64
	9 Other Domestic Relations	0	0		0	1	0		0
4 Juvenile	1 Juvenile	186	225	204	167	152	217	236	179
Group Total		2,887	2,639	2,432	3,310	2,922	2,810	2,813	2,859

For more details please see additional data report for each county below.

Superior Court Case Activity by Fiscal Year

PIMA COUNTY

		<i>FILINGS</i>				<i>TERMINATIONS</i>			
		<i>Fiscal Year</i>				<i>Fiscal Year</i>			
		<i>2018</i>	<i>2019</i>	<i>2020</i>	<i>2021</i>	<i>2018</i>	<i>2019</i>	<i>2020</i>	<i>2021</i>
<i>Case Category</i>	<i>Section</i>								
<i>1 Criminal</i>	<i>1 Felony</i>	5,965	6,568	6,298	4,964	5,951	6,199	5,382	4,300
	<i>2 Misdemeanor</i>	1	172	311	340	20	110	280	337
<i>2 Civil</i>	<i>1 Tort</i>	1,482	1,308	1,324	1,427	1,530	1,435	1,298	1,301
	<i>2 Contract</i>	1,963	2,227	2,313	2,605	2,050	2,267	2,308	2,597
	<i>3 Real Property</i>	132	141	196	149	113	188	173	177
	<i>4 Probate/Estate</i>	2,526	2,260	2,397	2,682	2,034	2,153	1,980	1,869
	<i>5 Mental Health</i>	1,997	1,439	1,894	2,070	2,172	2,506	2,681	2,970
	<i>6 Civil Appeals</i>	25	57	40	52	24	51	44	50
	<i>7 Miscellaneous</i>	2	2	0	0	0	3	1	0
	<i>8 Other Civil</i>	2,437	1,644	1,310	1,474	3,199	2,752	2,683	1,626
<i>3 Domestic Relations</i>	<i>1 Marriage-Domestic Relations</i>	3,956	4,027	3,208	4,008	3,846	4,101	3,222	3,875
	<i>2 Paternity</i>	685	1,451	1,065	1,112	751	1,335	1,347	1,192
	<i>3 Custody/Parenting Time</i>	35	57	68	77	53	67	71	74
	<i>4 Support</i>	163	260	207	134	152	292	305	130
	<i>5 Visitation</i>	0	0	0	0	0	0	0	0
	<i>6 Emancipation of a Minor</i>	0	0	0	0	0	0	0	0
	<i>7 Children Adoption</i>	750	659	468	363	758	607	479	276
	<i>8 Domestic Violence/Harassment</i>	3,373	3,362	2,371	2,381	3,381	3,403	2,908	2,875
	<i>9 Other Domestic Relations</i>	4,961	9,816	7,388	8,076	4,882	9,805	8,332	8,423
<i>4 Juvenile</i>	<i>1 Juvenile</i>	2,006	2,064	2,205	1,792	2,298	2,053	2,101	1,810
<i>Group Total</i>		32,459	37,514	33,063	33,706	33,214	39,327	35,595	33,882

For more details please see additional data report for each county below.

Superior Court

Case Activity by Fiscal Year

PINAL COUNTY

		<i>FILINGS</i>				<i>TERMINATIONS</i>			
		<i>Fiscal Year</i>				<i>Fiscal Year</i>			
		<i>2018</i>	<i>2019</i>	<i>2020</i>	<i>2021</i>	<i>2018</i>	<i>2019</i>	<i>2020</i>	<i>2021</i>
<i>Case Category</i>	<i>Section</i>								
<i>1 Criminal</i>	<i>1 Felony</i>	3,000	2,969	2,553	2,339	3,182	2,927	2,253	2,055
	<i>2 Misdemeanor</i>	2	21	62	53	9	16	84	85
<i>2 Civil</i>	<i>1 Tort</i>	220	186	255	332	219	216	269	289
	<i>2 Contract</i>	831	809	892	1,639	790	890	946	1,327
	<i>3 Real Property</i>	154	122	150	369	153	148	153	313
	<i>4 Probate/Estate</i>	784	744	901	1,395	874	581	755	1,105
	<i>5 Mental Health</i>	212	331	272	382	196	326	264	380
	<i>6 Civil Appeals</i>	18	15	11	11	18	19	13	7
	<i>7 Miscellaneous</i>	21	1	2	15	19	5	2	12
	<i>8 Other Civil</i>	770	616	586	953	698	635	546	911
<i>3 Domestic Relations</i>	<i>1 Marriage-Domestic Relations</i>	3,298	1,158	1,239	1,284	3,221	1,106	1,269	1,142
	<i>2 Paternity</i>	188	154	190	132	156	173	164	112
	<i>3 Custody/Parenting Time</i>	212	210	255	269	198	202	256	183
	<i>4 Support</i>	231	203	228	179	243	208	207	142
	<i>5 Visitation</i>	7		0	0	4		0	0
	<i>6 Emancipation of a Minor</i>	1	2	3	2	0	2	3	2
	<i>7 Children Adoption</i>	11	16	14	0	17	17	14	2
	<i>8 Domestic Violence/Harassment</i>	577	249	680	677	569	248	541	435
	<i>9 Other Domestic Relations</i>	5	18		17	5	15		14
<i>4 Juvenile</i>	<i>1 Juvenile</i>	848	922	978	718	831	548	961	816
<i>Group Total</i>		11,390	8,746	9,271	10,766	11,402	8,282	8,700	9,332

For more details please see additional data report for each county below.

Superior Court

Case Activity by Fiscal Year

SANTA CRUZ COUNTY

		<i>FILINGS</i>				<i>TERMINATIONS</i>			
		<i>Fiscal Year</i>				<i>Fiscal Year</i>			
		<i>2018</i>	<i>2019</i>	<i>2020</i>	<i>2021</i>	<i>2018</i>	<i>2019</i>	<i>2020</i>	<i>2021</i>
<i>Case Category</i>	<i>Section</i>								
<i>1 Criminal</i>	<i>1 Felony</i>	234	287	157	186	230	278	208	167
	<i>2 Misdemeanor</i>	3	3	4	1	1	3	4	2
<i>2 Civil</i>	<i>1 Tort</i>	22	29	17	37	21	22	17	29
	<i>2 Contract</i>	101	80	110	218	114	91	93	182
	<i>3 Real Property</i>	68	106	94	100	60	108	89	102
	<i>4 Probate/Estate</i>	144	165	167	264	141	142	168	220
	<i>5 Mental Health</i>	13	13	40	48	13	12	38	49
	<i>6 Civil Appeals</i>	4	0	3	2	3	1	2	2
	<i>7 Miscellaneous</i>	15	21	13	4	19	20	13	2
	<i>8 Other Civil</i>	90	75	87	92	89	77	74	108
<i>3 Domestic Relations</i>	<i>1 Marriage-Domestic Relations</i>	595	207	171	205	620	216	179	190
	<i>2 Paternity</i>	20	24	19	15	29	20	27	9
	<i>3 Custody/Parenting Time</i>	22	41	29	32	25	31	26	29
	<i>4 Support</i>	80	88	47	39	99	76	57	36
	<i>5 Visitation</i>	1	0	0	0	0	1	0	0
	<i>6 Emancipation of a Minor</i>	0	0	0	0	0	0	0	0
	<i>7 Children Adoption</i>	5	12	15	14	6	9	11	14
	<i>8 Domestic Violence/Harassment</i>	108	54	156	70	110	54	147	61
	<i>9 Other Domestic Relations</i>	0	0		0	0	0		0
<i>4 Juvenile</i>	<i>1 Juvenile</i>	171	151	136	85	182	167	157	90
<i>Group Total</i>		1,696	1,356	1,265	1,412	1,762	1,328	1,310	1,292

For more details please see additional data report for each county below.

Superior Court

Case Activity by Fiscal Year

YAVAPAI COUNTY

		<i>FILINGS</i>				<i>TERMINATIONS</i>			
		<i>Fiscal Year</i>				<i>Fiscal Year</i>			
		<i>2018</i>	<i>2019</i>	<i>2020</i>	<i>2021</i>	<i>2018</i>	<i>2019</i>	<i>2020</i>	<i>2021</i>
<i>Case Category</i>	<i>Section</i>								
1 Criminal	1 Felony	2,306	1,997	1,985	2,079	2,217	1,938	1,863	1,844
	2 Misdemeanor	17	10	97	60	9	16	93	89
2 Civil	1 Tort	207	195	195	261	190	183	225	253
	2 Contract	412	445	402	652	419	416	410	569
	3 Real Property	126	153	126	209	133	126	145	198
	4 Probate/Estate	625	619	712	1,172	538	587	667	921
	5 Mental Health	72	50	62	120	70	47	61	105
	6 Civil Appeals	9	5	17	15	8	7	16	12
	7 Miscellaneous	4	4	0	4	3	5	0	2
	8 Other Civil	539	602	623	722	543	548	649	647
3 Domestic Relations	1 Marriage-Domestic Relations	2,209	994	921	893	2,213	1,011	1,006	876
	2 Paternity	75	90	89	67	65	92	71	59
	3 Custody/Parenting Time	112	116	114	133	100	118	114	98
	4 Support	104	134	111	68	120	118	115	62
	5 Visitation	1	0	0	0	2	0	0	0
	6 Emancipation of a Minor	1	2	6	5	2	1	6	4
	7 Children Adoption	1	10	1	0	1	9	2	0
	8 Domestic Violence/Harassment	239	122	357	336	236	116	281	193
	9 Other Domestic Relations	3	0		8	3	0		6
4 Juvenile	1 Juvenile	639	610	574	517	537	555	577	569
Group Total		7,701	6,158	6,392	7,321	7,409	5,893	6,301	6,507

For more details please see additional data report for each county below.

Superior Court

Case Activity by Fiscal Year

YUMA COUNTY

		FILINGS				TERMINATIONS			
		Fiscal Year				Fiscal Year			
		2018	2019	2020	2021	2018	2019	2020	2021
Case Category	Section								
1 Criminal	1 Felony	1,341	1,465	1,100	1,396	1,517	1,671	1,444	1,128
	2 Misdemeanor	2	1	13	0	4	5	21	15
2 Civil	1 Tort	167	142	156	249	163	167	127	196
	2 Contract	287	263	289	368	234	269	299	327
	3 Real Property	109	99	74	152	106	96	81	130
	4 Probate/Estate	651	722	646	900	628	683	580	787
	5 Mental Health	288	219	211	354	288	214	215	353
	6 Civil Appeals	1	4	2	0	0	6	2	0
	7 Miscellaneous	2	2	0	0	2	2	0	0
	8 Other Civil	281	251	245	253	275	271	245	267
3 Domestic Relations	1 Marriage-Domestic Relations	2,527	880	759	872	2,595	884	834	780
	2 Paternity	75	122	82	76	85	105	99	60
	3 Custody/Parenting Time	104	117	88	111	116	129	100	73
	4 Support	241	300	321	161	261	290	322	172
	5 Visitation	6		0	0	3		0	0
	6 Emancipation of a Minor	0	0	0	0	0	0	0	0
	7 Children Adoption	51	54	28	12	38	44	32	24
	8 Domestic Violence/Harassment	607	762	755	717	607	759	663	538
	9 Other Domestic Relations	6			4	4			4
4 Juvenile	1 Juvenile	902	789	630	461	850	766	713	578
Group Total		7,648	6,192	5,399	6,086	7,776	6,361	5,777	5,432

For more details please see additional data report for each county below.

Superior Court Case Activity by Fiscal Year

ARIZONA STATEWIDE TOTAL, _

CRIMINAL

			<i>FILINGS</i>		<i>TERMINATIONS</i>	
			<i>Fiscal Year</i>		<i>Fiscal Year</i>	
			<i>2020</i>	<i>2021</i>	<i>2020</i>	<i>2021</i>
<i>Section</i>	<i>Section Number</i>	<i>Case Type</i>				
1 Felony	1A	Person - Homicide	506	615	397	342
	1B	Person - Sex Offenses	1,057	1,067	981	742
	1C	Person - Kidnapping	799	706	625	594
	1D	Person - Robbery	1,041	908	966	685
	1E	Person - Aggravated Assault	4,230	4,599	3,804	3,176
	1F	Person - Other Assaults	564	596	809	478
	1G	Property - Burglary	2,526	2,347	2,361	1,889
	1H	Property - Auto Theft	1,085	1,626	926	880
	1I	Property - Other	5,479	5,002	6,081	4,192
	1J	Drug - Possession/Paraphernalia	18,340	11,246	20,241	15,088
	1K	Drug - Sales/Other	2,519	3,143	2,706	2,179
	1L	Weapons	1,231	1,837	1,140	1,062
	1M	Public Order	624	803	872	590
	1N	Motor Vehicle - DWI / DUI	2,077	1,670	2,306	1,146
	1O	Motor Vehicle - Serious Violations	50	63	48	43
	1P	Motor Vehicle - Other	481	654	388	405
	1Q	Other Felony / Unclassified	2,383	2,156	2,235	1,426
	<i>Group Total</i>			44,992	39,038	46,886

(Continued)

Superior Court

Case Activity by Fiscal Year

ARIZONA STATEWIDE TOTAL, _

CRIMINAL

			<i>FILINGS</i>		<i>TERMINATIONS</i>	
			<i>Fiscal Year</i>		<i>Fiscal Year</i>	
			<i>2020</i>	<i>2021</i>	<i>2020</i>	<i>2021</i>
<i>Section</i>	<i>Section Number</i>	<i>Case Type</i>				
<i>2 Misdemeanor</i>						
	<i>1S</i>	<i>Misdemeanor</i>	635	510	676	682
	<i>Group Total</i>		635	510	676	682
<i>Group Total</i>			45,627	39,548	47,562	35,599

Superior Court Case Activity by Fiscal Year

RURAL COUNTIES, _

CRIMINAL

			FILINGS		TERMINATIONS	
			Fiscal Year		Fiscal Year	
			2020	2021	2020	2021
Section	Section Number	Case Type				
1 Felony	1A	Person - Homicide	137	138	101	104
	1B	Person - Sex Offenses	345	346	349	329
	1C	Person - Kidnapping	167	187	228	166
	1D	Person - Robbery	124	122	122	118
	1E	Person - Aggravated Assault	1,309	1,560	1,345	1,326
	1F	Person - Other Assaults	269	258	269	280
	1G	Property - Burglary	557	566	647	539
	1H	Property - Auto Theft	242	404	248	232
	1I	Property - Other	1,738	1,483	1,877	1,504
	1J	Drug - Possession/Paraphernalia	3,708	3,342	4,116	3,582
	1K	Drug - Sales/Other	1,161	1,441	1,234	1,128
	1L	Weapons	197	279	195	234
	1M	Public Order	174	253	202	236
	1N	Motor Vehicle - DWI / DUI	564	683	588	541
	1O	Motor Vehicle - Serious Violations	15	10	11	9
	1P	Motor Vehicle - Other	135	185	121	128
	1Q	Other Felony / Unclassified	539	622	663	548
Group Total			11,381	11,879	12,316	11,004
2 Misdemeanor	Section Number	Case Type				
	1S	Misdemeanor	322	169	372	344
	Group Total			322	169	372
Group Total			11,703	12,048	12,688	11,348

Superior Court Case Activity by Fiscal Year

URBAN COUNTIES, _

CRIMINAL

			FILINGS		TERMINATIONS	
			Fiscal Year		Fiscal Year	
			2020	2021	2020	2021
Section	Section Number	Case Type				
1 Felony	1A	Person - Homicide	369	477	296	238
	1B	Person - Sex Offenses	712	721	632	413
	1C	Person - Kidnapping	632	519	397	428
	1D	Person - Robbery	917	786	844	567
	1E	Person - Aggravated Assault	2,921	3,039	2,459	1,850
	1F	Person - Other Assaults	295	338	540	198
	1G	Property - Burglary	1,969	1,781	1,714	1,350
	1H	Property - Auto Theft	843	1,222	678	648
	1I	Property - Other	3,741	3,519	4,204	2,688
	1J	Drug - Possession/Paraphernalia	14,632	7,904	16,125	11,506
	1K	Drug - Sales/Other	1,358	1,702	1,472	1,051
	1L	Weapons	1,034	1,558	945	828
	1M	Public Order	450	550	670	354
	1N	Motor Vehicle - DWI / DUI	1,513	987	1,718	605
	1O	Motor Vehicle - Serious Violations	35	53	37	34
	1P	Motor Vehicle - Other	346	469	267	277
	1Q	Other Felony / Unclassified	1,844	1,534	1,572	878
Group Total			33,611	27,159	34,570	23,913
2 Misdemeanor	Section Number	Case Type				
	1S	Misdemeanor	313	341	304	338
	Group Total			313	341	304
Group Total			33,924	27,500	34,874	24,251

Superior Court Case Activity by Fiscal Year

APACHE COUNTY, _

CRIMINAL

			<i>FILINGS</i>		<i>TERMINATIONS</i>	
			<i>Fiscal Year</i>		<i>Fiscal Year</i>	
			<i>2020</i>	<i>2021</i>	<i>2020</i>	<i>2021</i>
<i>Section</i>	<i>Section Number</i>	<i>Case Type</i>				
1 Felony	1A	Person - Homicide	2	7	4	2
	1B	Person - Sex Offenses	7	18	18	16
	1C	Person - Kidnapping	8	3	6	8
	1D	Person - Robbery	3	1	3	3
	1E	Person - Aggravated Assault	50	63	53	71
	1F	Person - Other Assaults	19	7	21	14
	1G	Property - Burglary	22	21	19	28
	1H	Property - Auto Theft	8	12	7	14
	1I	Property - Other	66	38	41	54
	1J	Drug - Possession/Paraphernalia	225	119	184	156
	1K	Drug - Sales/Other	71	42	81	62
	1L	Weapons	5	9	3	9
	1M	Public Order	4	6	3	13
	1N	Motor Vehicle - DWI / DUI	28	20	19	28
	1O	Motor Vehicle - Serious Violations	0	0	0	0
	1P	Motor Vehicle - Other	4	3	6	2
	1Q	Other Felony / Unclassified	18	20	18	20
<i>Group Total</i>			540	389	486	500
2 Misdemeanor	<i>Section Number</i>	<i>Case Type</i>				
	1S	Misdemeanor	1	1	3	7
	<i>Group Total</i>			1	1	3
<i>Group Total</i>			541	390	489	507

Superior Court Case Activity by Fiscal Year

COCHISE COUNTY, _

CRIMINAL

			<i>FILINGS</i>		<i>TERMINATIONS</i>	
			<i>Fiscal Year</i>		<i>Fiscal Year</i>	
			<i>2020</i>	<i>2021</i>	<i>2020</i>	<i>2021</i>
<i>Section</i>	<i>Section Number</i>	<i>Case Type</i>				
1 Felony	1A	Person - Homicide	11	13	7	9
	1B	Person - Sex Offenses	21	44	38	46
	1C	Person - Kidnapping	27	36	40	36
	1D	Person - Robbery	8	15	8	12
	1E	Person - Aggravated Assault	73	117	74	91
	1F	Person - Other Assaults	13	21	16	16
	1G	Property - Burglary	53	67	74	72
	1H	Property - Auto Theft	6	26	12	10
	1I	Property - Other	85	127	140	122
	1J	Drug - Possession/Paraphernalia	249	205	330	240
	1K	Drug - Sales/Other	91	111	102	105
	1L	Weapons	9	14	9	12
	1M	Public Order	9	19	13	10
	1N	Motor Vehicle - DWI / DUI	26	33	30	30
	1O	Motor Vehicle - Serious Violations	0	0	0	0
	1P	Motor Vehicle - Other	3	15	7	2
	1Q	Other Felony / Unclassified	40	46	54	43
	<i>Group Total</i>			724	909	954
2 Misdemeanor	<i>Section Number</i>	<i>Case Type</i>				
	1S	Misdemeanor	8	3	8	14
	<i>Group Total</i>			8	3	8
Group Total			732	912	962	870

Superior Court Case Activity by Fiscal Year

COCONINO COUNTY, _

CRIMINAL

			FILINGS		TERMINATIONS	
			Fiscal Year		Fiscal Year	
			2020	2021	2020	2021
Section	Section Number	Case Type				
1 Felony	1A	Person - Homicide	23	12	12	13
	1B	Person - Sex Offenses	35	28	22	21
	1C	Person - Kidnapping	20	26	23	19
	1D	Person - Robbery	16	12	9	13
	1E	Person - Aggravated Assault	171	198	161	135
	1F	Person - Other Assaults	26	22	27	21
	1G	Property - Burglary	29	28	21	18
	1H	Property - Auto Theft	11	8	9	7
	1I	Property - Other	136	89	126	72
	1J	Drug - Possession/Paraphernalia	201	126	228	159
	1K	Drug - Sales/Other	83	84	48	62
	1L	Weapons	8	12	13	13
	1M	Public Order	10	19	21	13
	1N	Motor Vehicle - DWI / DUI	43	75	36	48
	1O	Motor Vehicle - Serious Violations	0	2	0	0
	1P	Motor Vehicle - Other	3	2	2	4
	1Q	Other Felony / Unclassified	43	49	59	45
Group Total			858	792	817	663
2 Misdemeanor	Section Number	Case Type				
	1S	Misdemeanor	79	8	104	63
	Group Total			79	8	104
Group Total			937	800	921	726

Superior Court Case Activity by Fiscal Year

GILA COUNTY, _

CRIMINAL

			<i>FILINGS</i>		<i>TERMINATIONS</i>	
			<i>Fiscal Year</i>		<i>Fiscal Year</i>	
			<i>2020</i>	<i>2021</i>	<i>2020</i>	<i>2021</i>
<i>Section</i>	<i>Section Number</i>	<i>Case Type</i>				
1 Felony	1A	Person - Homicide	4	7	2	6
	1B	Person - Sex Offenses	6	10	11	8
	1C	Person - Kidnapping	3	2	3	3
	1D	Person - Robbery	6	1	7	4
	1E	Person - Aggravated Assault	42	74	35	39
	1F	Person - Other Assaults	13	10	15	10
	1G	Property - Burglary	24	16	23	24
	1H	Property - Auto Theft	13	12	7	8
	1I	Property - Other	66	60	63	49
	1J	Drug - Possession/Paraphernalia	171	124	154	136
	1K	Drug - Sales/Other	62	75	53	60
	1L	Weapons	7	9	6	7
	1M	Public Order	4	4	8	4
	1N	Motor Vehicle - DWI / DUI	13	8	14	10
	1O	Motor Vehicle - Serious Violations	0	0	0	0
	1P	Motor Vehicle - Other	4	6	2	4
	1Q	Other Felony / Unclassified	15	25	12	20
	<i>Group Total</i>			453	443	415
2 Misdemeanor	<i>Section Number</i>	<i>Case Type</i>				
	1S	Misdemeanor	12	4	7	10
	<i>Group Total</i>			12	4	7
<i>Group Total</i>			465	447	422	402

Superior Court Case Activity by Fiscal Year

GRAHAM COUNTY, _

CRIMINAL

			FILINGS		TERMINATIONS	
			Fiscal Year		Fiscal Year	
			2020	2021	2020	2021
Section	Section Number	Case Type				
1 Felony	1A	Person - Homicide	0	1	1	0
	1B	Person - Sex Offenses	6	6	9	8
	1C	Person - Kidnapping	2	3	3	3
	1D	Person - Robbery	1	2	2	1
	1E	Person - Aggravated Assault	21	35	26	29
	1F	Person - Other Assaults	9	18	4	13
	1G	Property - Burglary	18	20	30	31
	1H	Property - Auto Theft	3	5	4	6
	1I	Property - Other	35	52	54	72
	1J	Drug - Possession/Paraphernalia	105	145	142	179
	1K	Drug - Sales/Other	22	24	25	34
	1L	Weapons	3	12	4	7
	1M	Public Order	7	5	6	6
	1N	Motor Vehicle - DWI / DUI	28	39	36	35
	1O	Motor Vehicle - Serious Violations	0	0	0	0
	1P	Motor Vehicle - Other	2	4	2	4
	1Q	Other Felony / Unclassified	21	28	29	29
	<i>Group Total</i>			283	399	377
2 Misdemeanor	Section Number	Case Type				
	1S	Misdemeanor	10	29	12	16
	<i>Group Total</i>			10	29	12
<i>Group Total</i>			293	428	389	473

Superior Court Case Activity by Fiscal Year

GREENLEE COUNTY, _

CRIMINAL

			FILINGS		TERMINATIONS	
			Fiscal Year		Fiscal Year	
			2020	2021	2020	2021
Section	Section Number	Case Type				
1 Felony	1A	Person - Homicide	2	0	1	0
	1B	Person - Sex Offenses	6	9	4	5
	1C	Person - Kidnapping	2	0	3	1
	1D	Person - Robbery	0	0	0	0
	1E	Person - Aggravated Assault	9	7	9	12
	1F	Person - Other Assaults	0	2	0	1
	1G	Property - Burglary	4	4	4	3
	1H	Property - Auto Theft	0	1	0	1
	1I	Property - Other	4	9	5	3
	1J	Drug - Possession/Paraphernalia	23	28	38	22
	1K	Drug - Sales/Other	4	4	11	5
	1L	Weapons	4	1	4	2
	1M	Public Order	1	2	1	2
	1N	Motor Vehicle - DWI / DUI	11	22	12	12
	1O	Motor Vehicle - Serious Violations	0	0	0	0
	1P	Motor Vehicle - Other	4	0	4	0
	1Q	Other Felony / Unclassified	6	4	7	5
Group Total			80	93	103	74
2 Misdemeanor	Section Number	Case Type				
	1S	Misdemeanor	3	0	2	6
	Group Total			3	0	2
Group Total			83	93	105	80

Superior Court Case Activity by Fiscal Year

LA PAZ COUNTY, _

CRIMINAL

			FILINGS		TERMINATIONS	
			Fiscal Year		Fiscal Year	
			2020	2021	2020	2021
Section	Section Number	Case Type				
1 Felony	1A	Person - Homicide	4	5	3	5
	1B	Person - Sex Offenses	6	3	9	2
	1C	Person - Kidnapping	4	3	4	6
	1D	Person - Robbery	2	3	5	0
	1E	Person - Aggravated Assault	24	21	41	20
	1F	Person - Other Assaults	10	5	12	10
	1G	Property - Burglary	12	14	24	15
	1H	Property - Auto Theft	12	15	14	7
	1I	Property - Other	38	20	47	23
	1J	Drug - Possession/Paraphernalia	92	44	94	79
	1K	Drug - Sales/Other	61	30	72	51
	1L	Weapons	7	4	4	5
	1M	Public Order	3	2	3	1
	1N	Motor Vehicle - DWI / DUI	10	17	11	6
	1O	Motor Vehicle - Serious Violations	0	0	1	0
	1P	Motor Vehicle - Other	5	4	3	5
	1Q	Other Felony / Unclassified	13	5	11	2
	Group Total			303	195	358
2 Misdemeanor	Section Number	Case Type				
	1S	Misdemeanor	0	1	1	0
	Group Total			0	1	1
Group Total			303	196	359	237

Superior Court Case Activity by Fiscal Year

MARICOPA COUNTY, _

CRIMINAL

			FILINGS		TERMINATIONS	
			Fiscal Year		Fiscal Year	
			2020	2021	2020	2021
Section	Section Number	Case Type				
1 Felony	1A	Person - Homicide	273	348	211	184
	1B	Person - Sex Offenses	473	507	413	268
	1C	Person - Kidnapping	326	279	189	200
	1D	Person - Robbery	654	517	626	354
	1E	Person - Aggravated Assault	2,281	2,293	1,980	1,334
	1F	Person - Other Assaults	147	152	427	78
	1G	Property - Burglary	1,166	1,096	1,050	741
	1H	Property - Auto Theft	797	1,158	620	552
	1I	Property - Other	2,972	2,840	3,536	2,114
	1J	Drug - Possession/Paraphernalia	13,021	7,527	14,572	10,797
	1K	Drug - Sales/Other	959	1,333	1,129	761
	1L	Weapons	859	1,282	827	647
	1M	Public Order	267	340	515	208
	1N	Motor Vehicle - DWI / DUI	1,283	775	1,525	465
	1O	Motor Vehicle - Serious Violations	29	39	32	30
	1P	Motor Vehicle - Other	270	405	210	217
	1Q	Other Felony / Unclassified	1,536	1,304	1,326	663
Group Total			27,313	22,195	29,188	19,613
2 Misdemeanor	Section Number	Case Type				
	1S	Misdemeanor	2	1	24	1
	Group Total			2	1	24
Group Total			27,315	22,196	29,212	19,614

Superior Court Case Activity by Fiscal Year

MOHAVE COUNTY, _

CRIMINAL

			FILINGS		TERMINATIONS	
			Fiscal Year		Fiscal Year	
			2020	2021	2020	2021
Section	Section Number	Case Type				
1 Felony	1A	Person - Homicide	25	29	25	26
	1B	Person - Sex Offenses	61	43	67	57
	1C	Person - Kidnapping	16	14	42	13
	1D	Person - Robbery	20	24	28	16
	1E	Person - Aggravated Assault	190	206	227	201
	1F	Person - Other Assaults	18	10	17	15
	1G	Property - Burglary	107	102	135	96
	1H	Property - Auto Theft	72	106	65	64
	1I	Property - Other	321	251	382	294
	1J	Drug - Possession/Paraphernalia	289	188	401	269
	1K	Drug - Sales/Other	179	240	208	212
	1L	Weapons	21	39	22	29
	1M	Public Order	26	41	35	37
	1N	Motor Vehicle - DWI / DUI	65	57	95	63
	1O	Motor Vehicle - Serious Violations	5	1	4	3
	1P	Motor Vehicle - Other	25	37	27	31
	1Q	Other Felony / Unclassified	62	55	87	64
	Group Total			1,502	1,443	1,867
2 Misdemeanor	Section Number	Case Type				
	1S	Misdemeanor	16	3	15	25
	Group Total			16	3	15
Group Total			1,518	1,446	1,882	1,515

Superior Court

Case Activity by Fiscal Year

NAVAJO COUNTY, _

CRIMINAL

			<i>FILINGS</i>		<i>TERMINATIONS</i>	
			<i>Fiscal Year</i>		<i>Fiscal Year</i>	
			<i>2020</i>	<i>2021</i>	<i>2020</i>	<i>2021</i>
<i>Section</i>	<i>Section Number</i>	<i>Case Type</i>				
1 Felony	1A	Person - Homicide	12	6	15	7
	1B	Person - Sex Offenses	20	21	23	21
	1C	Person - Kidnapping	17	26	39	21
	1D	Person - Robbery	13	8	12	12
	1E	Person - Aggravated Assault	105	151	115	159
	1F	Person - Other Assaults	12	12	8	16
	1G	Property - Burglary	62	47	74	58
	1H	Property - Auto Theft	14	21	14	20
	1I	Property - Other	124	158	190	175
	1J	Drug - Possession/Paraphernalia	200	316	287	277
	1K	Drug - Sales/Other	124	235	192	171
	1L	Weapons	14	20	19	22
	1M	Public Order	18	22	20	27
	1N	Motor Vehicle - DWI / DUI	43	84	68	69
	1O	Motor Vehicle - Serious Violations	0	0	0	0
	1P	Motor Vehicle - Other	4	10	6	6
	1Q	Other Felony / Unclassified	61	79	89	80
<i>Group Total</i>			843	1,216	1,171	1,141
2 Misdemeanor	<i>Section Number</i>	<i>Case Type</i>				
	1S	Misdemeanor	17	6	18	12
	<i>Group Total</i>			17	6	18
<i>Group Total</i>			860	1,222	1,189	1,153

Superior Court Case Activity by Fiscal Year

PIMA COUNTY, _

CRIMINAL

			FILINGS		TERMINATIONS	
			Fiscal Year		Fiscal Year	
			2020	2021	2020	2021
Section	Section Number	Case Type				
1 Felony	1A	Person - Homicide	96	129	85	54
	1B	Person - Sex Offenses	239	214	219	145
	1C	Person - Kidnapping	306	240	208	228
	1D	Person - Robbery	263	269	218	213
	1E	Person - Aggravated Assault	640	746	479	516
	1F	Person - Other Assaults	148	186	113	120
	1G	Property - Burglary	803	685	664	609
	1H	Property - Auto Theft	46	64	58	96
	1I	Property - Other	769	679	668	574
	1J	Drug - Possession/Paraphernalia	1,611	377	1,553	709
	1K	Drug - Sales/Other	399	369	343	290
	1L	Weapons	175	276	118	181
	1M	Public Order	183	210	155	146
	1N	Motor Vehicle - DWI / DUI	230	212	193	140
	1O	Motor Vehicle - Serious Violations	6	14	5	4
	1P	Motor Vehicle - Other	76	64	57	60
	1Q	Other Felony / Unclassified	308	230	246	215
	Group Total			6,298	4,964	5,382
2 Misdemeanor	Section Number	Case Type				
	1S	Misdemeanor	311	340	280	337
	Group Total			311	340	280
Group Total			6,609	5,304	5,662	4,637

Superior Court Case Activity by Fiscal Year

PINAL COUNTY, _

CRIMINAL

			FILINGS		TERMINATIONS	
			Fiscal Year		Fiscal Year	
			2020	2021	2020	2021
Section	Section Number	Case Type				
1 Felony	1A	Person - Homicide	25	17	7	10
	1B	Person - Sex Offenses	73	80	55	63
	1C	Person - Kidnapping	35	28	32	19
	1D	Person - Robbery	39	25	24	39
	1E	Person - Aggravated Assault	320	301	298	248
	1F	Person - Other Assaults	48	43	29	60
	1G	Property - Burglary	95	110	92	89
	1H	Property - Auto Theft	52	75	58	41
	1I	Property - Other	366	207	334	225
	1J	Drug - Possession/Paraphernalia	903	806	816	753
	1K	Drug - Sales/Other	137	130	106	92
	1L	Weapons	48	77	35	69
	1M	Public Order	37	58	35	59
	1N	Motor Vehicle - DWI / DUI	166	179	127	116
	1O	Motor Vehicle - Serious Violations	5	1	3	3
	1P	Motor Vehicle - Other	54	67	37	44
	1Q	Other Felony / Unclassified	150	135	165	125
	Group Total			2,553	2,339	2,253
2 Misdemeanor	Section Number	Case Type				
	1S	Misdemeanor	62	53	84	85
	Group Total			62	53	84
Group Total			2,615	2,392	2,337	2,140

Superior Court Case Activity by Fiscal Year

SANTA CRUZ COUNTY, _

CRIMINAL

			FILINGS		TERMINATIONS	
			Fiscal Year		Fiscal Year	
			2020	2021	2020	2021
Section	Section Number	Case Type				
1 Felony	1A	Person - Homicide	1	2	1	1
	1B	Person - Sex Offenses	1	5	9	6
	1C	Person - Kidnapping	2	4	1	2
	1D	Person - Robbery	0	1	1	0
	1E	Person - Aggravated Assault	13	18	24	13
	1F	Person - Other Assaults	2	2	2	0
	1G	Property - Burglary	18	12	18	11
	1H	Property - Auto Theft	7	23	14	11
	1I	Property - Other	31	27	39	25
	1J	Drug - Possession/Paraphernalia	31	31	42	36
	1K	Drug - Sales/Other	40	32	37	39
	1L	Weapons	0	1	0	1
	1M	Public Order	3	11	5	4
	1N	Motor Vehicle - DWI / DUI	6	8	12	9
	1O	Motor Vehicle - Serious Violations	0	0	0	0
	1P	Motor Vehicle - Other	0	5	0	6
	1Q	Other Felony / Unclassified	2	4	3	3
	Group Total			157	186	208
2 Misdemeanor	Section Number	Case Type				
	1S	Misdemeanor	4	1	4	2
	Group Total			4	1	4
Group Total			161	187	212	169

Superior Court

Case Activity by Fiscal Year

YAVAPAI COUNTY, _

CRIMINAL

			FILINGS		TERMINATIONS	
			Fiscal Year		Fiscal Year	
			2020	2021	2020	2021
Section	Section Number	Case Type				
1 Felony	1A	Person - Homicide	11	15	5	11
	1B	Person - Sex Offenses	65	45	44	48
	1C	Person - Kidnapping	24	26	19	26
	1D	Person - Robbery	9	9	10	6
	1E	Person - Aggravated Assault	177	227	146	194
	1F	Person - Other Assaults	77	82	82	74
	1G	Property - Burglary	57	44	54	43
	1H	Property - Auto Theft	21	42	16	18
	1I	Property - Other	309	284	262	256
	1J	Drug - Possession/Paraphernalia	776	739	786	754
	1K	Drug - Sales/Other	175	212	164	153
	1L	Weapons	54	61	57	44
	1M	Public Order	42	51	42	43
	1N	Motor Vehicle - DWI / DUI	93	97	83	77
	1O	Motor Vehicle - Serious Violations	2	0	1	1
	1P	Motor Vehicle - Other	15	12	14	12
	1Q	Other Felony / Unclassified	78	133	78	84
	Group Total			1,985	2,079	1,863
2 Misdemeanor	Section Number	Case Type				
	1S	Misdemeanor	97	60	93	89
	Group Total			97	60	93
Group Total			2,082	2,139	1,956	1,933

Superior Court Case Activity by Fiscal Year

YUMA COUNTY, _

CRIMINAL

			FILINGS		TERMINATIONS	
			Fiscal Year		Fiscal Year	
			2020	2021	2020	2021
Section	Section Number	Case Type				
1 Felony	1A	Person - Homicide	17	24	18	14
	1B	Person - Sex Offenses	38	34	40	28
	1C	Person - Kidnapping	7	16	13	9
	1D	Person - Robbery	7	21	13	12
	1E	Person - Aggravated Assault	114	142	136	114
	1F	Person - Other Assaults	22	24	36	30
	1G	Property - Burglary	56	81	79	51
	1H	Property - Auto Theft	23	58	28	25
	1I	Property - Other	157	161	194	134
	1J	Drug - Possession/Paraphernalia	443	471	614	522
	1K	Drug - Sales/Other	112	222	135	82
	1L	Weapons	17	20	19	14
	1M	Public Order	10	13	10	17
	1N	Motor Vehicle - DWI / DUI	32	44	45	38
	1O	Motor Vehicle - Serious Violations	3	6	2	2
	1P	Motor Vehicle - Other	12	20	11	8
	1Q	Other Felony / Unclassified	30	39	51	28
Group Total			1,100	1,396	1,444	1,128
2 Misdemeanor	Section Number	Case Type				
	1S	Misdemeanor	13	0	21	15
	Group Total			13	0	21
Group Total			1,113	1,396	1,465	1,143

Superior Court Case Activity by Fiscal Year

ARIZONA STATEWIDE TOTAL, _

CIVIL

			<i>FILINGS</i>		<i>TERMINATIONS</i>	
			<i>Fiscal Year</i>		<i>Fiscal Year</i>	
			<i>2020</i>	<i>2021</i>	<i>2020</i>	<i>2021</i>
<i>Section</i>	<i>Section Number</i>	<i>Case Type</i>				
1 Tort	1A	<i>Automobile Tort</i>	7,509	7,787	7,137	7,615
	1B	<i>Intentional Tort</i>	236	281	224	242
	1C	<i>Malpractice - Medical</i>	373	346	358	329
	1D	<i>Malpractice - Legal</i>	68	38	68	74
	1E	<i>Malpractice - Other Professional</i>	5	17	18	19
	1G	<i>Premises Liability</i>	572	602	556	572
	1H	<i>Product Liability</i>	146	172	114	142
	1I	<i>Slander/Libel/Defamation</i>	100	97	108	92
	1J	<i>Other Tort</i>	1,377	1,624	1,459	1,440
2 Contract	2A	<i>Buyer Plaintiff</i>	72	263	92	109
	2B	<i>Employment Dispute - Discrimination</i>	103	77	97	105
	2C	<i>Employment Dispute - Other</i>	51	56	47	63
	2E	<i>Fraud</i>	179	148	178	203
	2F	<i>Landlord/Tenant - Unlawful Detainer</i>	385	371	376	408
	2G	<i>Landlord/Tenant Dispute - Other</i>	48	67	36	66
	2I	<i>Mortgage Foreclosure</i>	2,544	2,920	2,193	2,806
	2J	<i>Seller Plaintiff (Debt Collection)</i>	10,956	14,005	10,394	13,147
	2K	<i>Other Contract</i>	4,325	5,414	4,390	5,130

(Continued)

Superior Court Case Activity by Fiscal Year

ARIZONA STATEWIDE TOTAL, _

CIVIL

			FILINGS		TERMINATIONS	
			Fiscal Year		Fiscal Year	
			2020	2021	2020	2021
<i>Section</i>	<i>Section Number</i>	<i>Case Type</i>				
3 Real Property	3A	Eminent Domain	76	147	74	102
	3B	Other Real Property	1,800	2,867	1,798	2,506
4 Probate/Estate	4A	Guardianship - Adult	2,520	3,007	1,508	1,955
	4B	Guardianship - Juvenile	1,125	1,277	1,304	1,180
	4C	Conservatorship/Trusteeship Adult	123	117	92	100
	4D	Conservatorship/Trusteeship Juvenile	1,259	1,323	933	992
	4E	Probate/Wills/Intestate	8,929	12,513	5,801	8,269
	4F	Elder Abuse	42	34	34	38
	4G	Adult Adoptions	277	353	209	339
	4H	Other Probate/Estate	431	505	162	249
5 Mental Health	5A	Mental Health	11,948	13,888	13,658	12,275
6 Civil Appeals	6A	Administrative Agency	76	14	90	11
	6B	Limited Jurisdiction Trial Court Ruling	151	81	137	68
	6C	Other Civil Appeals	16	17	26	17

(Continued)

Superior Court

Case Activity by Fiscal Year

ARIZONA STATEWIDE TOTAL, _

CIVIL

			<i>FILINGS</i>		<i>TERMINATIONS</i>	
			<i>Fiscal Year</i>		<i>Fiscal Year</i>	
			<i>2020</i>	<i>2021</i>	<i>2020</i>	<i>2021</i>
<i>Section</i>	<i>Section Number</i>	<i>Case Type</i>				
7 <i>Miscellaneous</i>	7A	<i>Habeas Corpus</i>	27	23	27	17
	7B	<i>Non-Domestic Relations Restraining Order</i>	70	35	68	27
	7C	<i>Tax</i>	20	15	21	19
	7D	<i>Writ Involving Prison Conditions</i>	0	0	0	0
	7E	<i>Other Writs</i>	0	0	0	0
8 Other Civil	8A	<i>Other Civil</i>	10,789	11,805	12,232	11,224
<i>Group Total</i>			68,728	82,306	66,019	71,950

Superior Court Case Activity by Fiscal Year

RURAL COUNTIES, _

CIVIL

			FILINGS		TERMINATIONS	
			Fiscal Year		Fiscal Year	
			2020	2021	2020	2021
Section	Section Number	Case Type				
1 Tort	1A	Automobile Tort	689	963	704	792
	1B	Intentional Tort	33	75	26	39
	1C	Malpractice - Medical	38	54	32	44
	1D	Malpractice - Legal	3	1	3	6
	1E	Malpractice - Other Professional	2	5	1	3
	1G	Premises Liability	20	17	23	22
	1H	Product Liability	72	127	44	76
	1I	Slander/Libel/Defamation	11	20	11	9
	1J	Other Tort	209	331	224	245
	2 Contract	2A	Buyer Plaintiff	15	51	12
2B		Employment Dispute - Discrimination	2	3	1	2
2C		Employment Dispute - Other	6	6	8	11
2E		Fraud	31	20	22	39
2F		Landlord/Tenant - Unlawful Detainer	115	93	112	93
2G		Landlord/Tenant Dispute - Other	8	18	7	11
2I		Mortgage Foreclosure	291	604	280	407
2J		Seller Plaintiff (Debt Collection)	1,186	1,894	1,322	1,597
2K		Other Contract	1,152	1,870	1,167	1,604

(Continued)

Superior Court

Case Activity by Fiscal Year

RURAL COUNTIES, _

CIVIL

			FILINGS		TERMINATIONS	
			Fiscal Year		Fiscal Year	
			2020	2021	2020	2021
<i>Section</i>	<i>Section Number</i>	<i>Case Type</i>				
3 Real Property	3A	Eminent Domain	23	54	11	43
	3B	Other Real Property	1,169	2,319	1,200	1,919
4 Probate/Estate	4A	Guardianship - Adult	579	913	624	779
	4B	Guardianship - Juvenile	814	1,028	948	826
	4C	Conservatorship/Trusteeship Adult	33	57	42	47
	4D	Conservatorship/Trusteeship Juvenile	189	278	229	262
	4E	Probate/Wills/Intestate	2,856	5,084	2,557	3,824
	4F	Elder Abuse	8	3	7	10
	4G	Adult Adoptions	54	97	52	90
	4H	Other Probate/Estate	60	104	50	51
5 Mental Health	5A	Mental Health	1,307	1,860	1,267	1,754
6 Civil Appeals	6A	Administrative Agency	4	2	5	1
	6B	Limited Jurisdiction Trial Court Ruling	63	52	55	39
	6C	Other Civil Appeals	6	6	12	6

(Continued)

Superior Court

Case Activity by Fiscal Year

RURAL COUNTIES, _

CIVIL

			<i>FILINGS</i>		<i>TERMINATIONS</i>	
			<i>Fiscal Year</i>		<i>Fiscal Year</i>	
			<i>2020</i>	<i>2021</i>	<i>2020</i>	<i>2021</i>
<i>Section</i>	<i>Section Number</i>	<i>Case Type</i>				
<i>7 Miscellaneous</i>	7A	<i>Habeas Corpus</i>	18	23	17	16
	7B	<i>Non-Domestic Relations Restraining Order</i>	0	0	0	0
	7C	<i>Tax</i>	20	15	20	19
	7D	<i>Writ Involving Prison Conditions</i>	0	0	0	0
	7E	<i>Other Writs</i>	0	0	0	0
<i>8 Other Civil</i>	8A	<i>Other Civil</i>	2,950	4,044	2,890	3,662
<i>Group Total</i>			14,036	22,091	13,985	18,374

Superior Court Case Activity by Fiscal Year

URBAN COUNTIES, _

CIVIL

			FILINGS		TERMINATIONS	
			Fiscal Year		Fiscal Year	
			2020	2021	2020	2021
Section	Section Number	Case Type				
1 Tort	1A	Automobile Tort	6,820	6,824	6,433	6,823
	1B	Intentional Tort	203	206	198	203
	1C	Malpractice - Medical	335	292	326	285
	1D	Malpractice - Legal	65	37	65	68
	1E	Malpractice - Other Professional	3	12	17	16
	1G	Premises Liability	552	585	533	550
	1H	Product Liability	74	45	70	66
	1I	Slander/Libel/Defamation	89	77	97	83
	1J	Other Tort	1,168	1,293	1,235	1,195
	2 Contract	2A	Buyer Plaintiff	57	212	80
2B		Employment Dispute - Discrimination	101	74	96	103
2C		Employment Dispute - Other	45	50	39	52
2E		Fraud	148	128	156	164
2F		Landlord/Tenant - Unlawful Detainer	270	278	264	315
2G		Landlord/Tenant Dispute - Other	40	49	29	55
2I		Mortgage Foreclosure	2,253	2,316	1,913	2,399
2J		Seller Plaintiff (Debt Collection)	9,770	12,111	9,072	11,550
2K		Other Contract	3,173	3,544	3,223	3,526

(Continued)

Superior Court Case Activity by Fiscal Year

URBAN COUNTIES, _

CIVIL

			FILINGS		TERMINATIONS	
			Fiscal Year		Fiscal Year	
			2020	2021	2020	2021
<i>Section</i>	<i>Section Number</i>	<i>Case Type</i>				
3 Real Property	3A	Eminent Domain	53	93	63	59
	3B	Other Real Property	631	548	598	587
4 Probate/Estate	4A	Guardianship - Adult	1,941	2,094	884	1,176
	4B	Guardianship - Juvenile	311	249	356	354
	4C	Conservatorship/Trusteeship Adult	90	60	50	53
	4D	Conservatorship/Trusteeship Juvenile	1,070	1,045	704	730
	4E	Probate/Wills/Intestate	6,073	7,429	3,244	4,445
	4F	Elder Abuse	34	31	27	28
	4G	Adult Adoptions	223	256	157	249
	4H	Other Probate/Estate	371	401	112	198
5 Mental Health	5A	Mental Health	10,641	12,028	12,391	10,521
6 Civil Appeals	6A	Administrative Agency	72	12	85	10
	6B	Limited Jurisdiction Trial Court Ruling	88	29	82	29
	6C	Other Civil Appeals	10	11	14	11

(Continued)

Superior Court

Case Activity by Fiscal Year

URBAN COUNTIES, _

CIVIL

			<i>FILINGS</i>		<i>TERMINATIONS</i>	
			<i>Fiscal Year</i>		<i>Fiscal Year</i>	
			<i>2020</i>	<i>2021</i>	<i>2020</i>	<i>2021</i>
<i>Section</i>	<i>Section Number</i>	<i>Case Type</i>				
7 <i>Miscellaneous</i>	7A	<i>Habeas Corpus</i>	9	0	10	1
	7B	<i>Non-Domestic Relations Restraining Order</i>	70	35	68	27
	7C	<i>Tax</i>	0	0	1	0
	7D	<i>Writ Involving Prison Conditions</i>	0	0	0	0
	7E	<i>Other Writs</i>	0	0	0	0
8 <i>Other Civil</i>	8A	<i>Other Civil</i>	7,839	7,761	9,342	7,562
<i>Group Total</i>			54,692	60,215	52,034	53,576

Superior Court Case Activity by Fiscal Year

APACHE COUNTY, _

CIVIL

			FILINGS		TERMINATIONS	
			Fiscal Year		Fiscal Year	
			2020	2021	2020	2021
Section	Section Number	Case Type				
1 Tort	1A	Automobile Tort	9	6	8	12
	1B	Intentional Tort	1	1	0	0
	1C	Malpractice - Medical	0	2	0	1
	1D	Malpractice - Legal	0	0	0	0
	1E	Malpractice - Other Professional	0	0	0	0
	1G	Premises Liability	0	0	0	0
	1H	Product Liability	0	0	0	0
	1I	Slander/Libel/Defamation	2	0	1	0
	1J	Other Tort	5	6	12	2
2 Contract	2A	Buyer Plaintiff	1	0	0	1
	2B	Employment Dispute - Discrimination	0	0	0	0
	2C	Employment Dispute - Other	1	0	0	2
	2E	Fraud	0	2	0	0
	2F	Landlord/Tenant - Unlawful Detainer	4	1	3	1
	2G	Landlord/Tenant Dispute - Other	1	0	1	0
	2I	Mortgage Foreclosure	1	7	1	4
	2J	Seller Plaintiff (Debt Collection)	22	17	15	26
	2K	Other Contract	8	23	6	20
3 Real Property	3A	Eminent Domain	0	0	0	0
	3B	Other Real Property	74	130	59	98

(Continued)

Superior Court

Case Activity by Fiscal Year

APACHE COUNTY, _

CIVIL

			FILINGS		TERMINATIONS	
			Fiscal Year		Fiscal Year	
			2020	2021	2020	2021
<i>Section</i>	<i>Section Number</i>	<i>Case Type</i>				
4 <i>Probate/Estate</i>	4A	<i>Guardianship - Adult</i>	8	11	10	8
	4B	<i>Guardianship - Juvenile</i>	10	11	9	12
	4C	<i>Conservatorship/Trusteeship Adult</i>	1	2	1	2
	4D	<i>Conservatorship/Trusteeship Juvenile</i>	11	8	11	9
	4E	<i>Probate/Wills/Intestate</i>	66	174	65	177
	4F	<i>Elder Abuse</i>	0	0	0	1
	4G	<i>Adult Adoptions</i>	0	3	0	2
	4H	<i>Other Probate/Estate</i>	3	10	3	6
5 <i>Mental Health</i>	5A	<i>Mental Health</i>	16	20	12	16
6 <i>Civil Appeals</i>	6A	<i>Administrative Agency</i>	0	0	0	0
	6B	<i>Limited Jurisdiction Trial Court Ruling</i>	2	0	2	0
	6C	<i>Other Civil Appeals</i>	0	0	0	0
7 <i>Miscellaneous</i>	7A	<i>Habeas Corpus</i>	1	0	0	0
	7B	<i>Non-Domestic Relations Restraining Order</i>	0	0	0	0
	7C	<i>Tax</i>	10	14	8	8
	7D	<i>Writ Involving Prison Conditions</i>	0	0	0	0
	7E	<i>Other Writs</i>	0	0	0	0

(Continued)

Superior Court Case Activity by Fiscal Year

APACHE COUNTY, _

CIVIL

			<i>FILINGS</i>		<i>TERMINATIONS</i>	
			<i>Fiscal Year</i>		<i>Fiscal Year</i>	
			<i>2020</i>	<i>2021</i>	<i>2020</i>	<i>2021</i>
<i>Section</i>	<i>Section Number</i>	<i>Case Type</i>				
<i>8 Other Civil</i>	8A	<i>Other Civil</i>	58	75	57	54
<i>Group Total</i>			315	523	284	462

Superior Court Case Activity by Fiscal Year

COCHISE COUNTY, _

CIVIL

			FILINGS		TERMINATIONS	
			Fiscal Year		Fiscal Year	
			2020	2021	2020	2021
Section	Section Number	Case Type				
1 Tort	1A	Automobile Tort	30	47	28	35
	1B	Intentional Tort	5	5	4	1
	1C	Malpractice - Medical	3	0	2	2
	1D	Malpractice - Legal	0	0	0	1
	1E	Malpractice - Other Professional	1	0	1	0
	1G	Premises Liability	0	0	0	0
	1H	Product Liability	2	5	1	2
	1I	Slander/Libel/Defamation	0	1	1	0
	1J	Other Tort	12	26	6	13
2 Contract	2A	Buyer Plaintiff	0	3	0	0
	2B	Employment Dispute - Discrimination	0	0	0	0
	2C	Employment Dispute - Other	0	1	0	1
	2E	Fraud	0	0	0	0
	2F	Landlord/Tenant - Unlawful Detainer	0	0	0	0
	2G	Landlord/Tenant Dispute - Other	0	0	0	0
	2I	Mortgage Foreclosure	5	6	6	4
	2J	Seller Plaintiff (Debt Collection)	98	129	109	77
	2K	Other Contract	72	122	71	104
3 Real Property	3A	Eminent Domain	0	1	0	0
	3B	Other Real Property	92	234	76	123

(Continued)

Superior Court

Case Activity by Fiscal Year

COCHISE COUNTY, _

CIVIL

			<i>FILINGS</i>		<i>TERMINATIONS</i>	
			<i>Fiscal Year</i>		<i>Fiscal Year</i>	
			<i>2020</i>	<i>2021</i>	<i>2020</i>	<i>2021</i>
<i>Section</i>	<i>Section Number</i>	<i>Case Type</i>				
4 <i>Probate/Estate</i>	4A	<i>Guardianship - Adult</i>	23	40	63	16
	4B	<i>Guardianship - Juvenile</i>	102	129	273	43
	4C	<i>Conservatorship/Trusteeship Adult</i>	2	6	11	2
	4D	<i>Conservatorship/Trusteeship Juvenile</i>	2	20	19	6
	4E	<i>Probate/Wills/Intestate</i>	264	476	364	276
	4F	<i>Elder Abuse</i>	2	0	1	4
	4G	<i>Adult Adoptions</i>	9	20	10	19
	4H	<i>Other Probate/Estate</i>	3	7	4	2
5 <i>Mental Health</i>	5A	<i>Mental Health</i>	133	157	131	162
6 <i>Civil Appeals</i>	6A	<i>Administrative Agency</i>	0	0	0	0
	6B	<i>Limited Jurisdiction Trial Court Ruling</i>	1	3	1	1
	6C	<i>Other Civil Appeals</i>	0	2	0	0
7 <i>Miscellaneous</i>	7A	<i>Habeas Corpus</i>	0	0	0	0
	7B	<i>Non-Domestic Relations Restraining Order</i>	0	0	0	0
	7C	<i>Tax</i>	2	0	1	2
	7D	<i>Writ Involving Prison Conditions</i>	0	0	0	0
	7E	<i>Other Writs</i>	0	0	0	0

(Continued)

Superior Court Case Activity by Fiscal Year

COCHISE COUNTY, _

CIVIL

			<i>FILINGS</i>		<i>TERMINATIONS</i>	
			<i>Fiscal Year</i>		<i>Fiscal Year</i>	
			<i>2020</i>	<i>2021</i>	<i>2020</i>	<i>2021</i>
<i>Section</i>	<i>Section Number</i>	<i>Case Type</i>				
<i>8 Other Civil</i>	8A	<i>Other Civil</i>	248	360	247	270
<i>Group Total</i>			1,111	1,800	1,430	1,166

Superior Court Case Activity by Fiscal Year

COCONINO COUNTY, _

CIVIL

			FILINGS		TERMINATIONS	
			Fiscal Year		Fiscal Year	
			2020	2021	2020	2021
Section	Section Number	Case Type				
1 Tort	1A	Automobile Tort	63	84	63	68
	1B	Intentional Tort	1	5	1	2
	1C	Malpractice - Medical	4	8	5	1
	1D	Malpractice - Legal	0	0	0	0
	1E	Malpractice - Other Professional	0	2	0	0
	1G	Premises Liability	0	0	2	0
	1H	Product Liability	14	22	1	11
	1I	Slander/Libel/Defamation	0	2	0	0
	1J	Other Tort	27	45	27	35
	2 Contract	2A	Buyer Plaintiff	2	4	0
2B		Employment Dispute - Discrimination	0	1	0	0
2C		Employment Dispute - Other	1	2	2	1
2E		Fraud	12	2	3	10
2F		Landlord/Tenant - Unlawful Detainer	6	11	5	9
2G		Landlord/Tenant Dispute - Other	3	2	2	1
2I		Mortgage Foreclosure	0	0	0	0
2J		Seller Plaintiff (Debt Collection)	69	119	77	79
2K		Other Contract	82	182	87	147
3 Real Property		3A	Eminent Domain	0	4	1
	3B	Other Real Property	59	101	46	81

(Continued)

Superior Court

Case Activity by Fiscal Year

COCONINO COUNTY, _

CIVIL

			<i>FILINGS</i>		<i>TERMINATIONS</i>	
			<i>Fiscal Year</i>		<i>Fiscal Year</i>	
			<i>2020</i>	<i>2021</i>	<i>2020</i>	<i>2021</i>
<i>Section</i>	<i>Section Number</i>	<i>Case Type</i>				
4 <i>Probate/Estate</i>	4A	<i>Guardianship - Adult</i>	38	46	35	36
	4B	<i>Guardianship - Juvenile</i>	15	27	14	19
	4C	<i>Conservatorship/Trusteeship Adult</i>	3	2	3	1
	4D	<i>Conservatorship/Trusteeship Juvenile</i>	8	19	9	11
	4E	<i>Probate/Wills/Intestate</i>	136	225	108	163
	4F	<i>Elder Abuse</i>	0	0	0	0
	4G	<i>Adult Adoptions</i>	7	2	7	3
	4H	<i>Other Probate/Estate</i>	3	4	1	0
5 <i>Mental Health</i>	5A	<i>Mental Health</i>	251	380	249	346
6 <i>Civil Appeals</i>	6A	<i>Administrative Agency</i>	0	1	0	0
	6B	<i>Limited Jurisdiction Trial Court Ruling</i>	11	3	5	5
	6C	<i>Other Civil Appeals</i>	0	0	1	1
7 <i>Miscellaneous</i>	7A	<i>Habeas Corpus</i>	1	0	1	0
	7B	<i>Non-Domestic Relations Restraining Order</i>	0	0	0	0
	7C	<i>Tax</i>	0	0	0	0
	7D	<i>Writ Involving Prison Conditions</i>	0	0	0	0
	7E	<i>Other Writs</i>	0	0	0	0

(Continued)

Superior Court Case Activity by Fiscal Year

COCONINO COUNTY, _

CIVIL

			<i>FILINGS</i>		<i>TERMINATIONS</i>	
			<i>Fiscal Year</i>		<i>Fiscal Year</i>	
			<i>2020</i>	<i>2021</i>	<i>2020</i>	<i>2021</i>
<i>Section</i>	<i>Section Number</i>	<i>Case Type</i>				
<i>8 Other Civil</i>	8A	<i>Other Civil</i>	203	376	202	333
<i>Group Total</i>			1,019	1,681	957	1,366

Superior Court Case Activity by Fiscal Year

GILA COUNTY, _

CIVIL

			FILINGS		TERMINATIONS	
			Fiscal Year		Fiscal Year	
			2020	2021	2020	2021
Section	Section Number	Case Type				
1 Tort	1A	Automobile Tort	18	18	17	10
	1B	Intentional Tort	0	1	0	2
	1C	Malpractice - Medical	2	4	3	4
	1D	Malpractice - Legal	0	0	0	0
	1E	Malpractice - Other Professional	0	0	0	0
	1G	Premises Liability	0	0	1	1
	1H	Product Liability	1	3	3	3
	1I	Slander/Libel/Defamation	0	1	1	0
	1J	Other Tort	2	10	7	3
	2 Contract	2A	Buyer Plaintiff	2	1	1
2B		Employment Dispute - Discrimination	0	0	0	0
2C		Employment Dispute - Other	0	1	0	1
2E		Fraud	2	0	3	2
2F		Landlord/Tenant - Unlawful Detainer	5	5	6	1
2G		Landlord/Tenant Dispute - Other	0	2	0	0
2I		Mortgage Foreclosure	6	3	9	4
2J		Seller Plaintiff (Debt Collection)	32	71	30	48
2K		Other Contract	47	63	44	57
3 Real Property		3A	Eminent Domain	0	2	0
	3B	Other Real Property	17	21	10	27

(Continued)

Superior Court Case Activity by Fiscal Year

GILA COUNTY, _

CIVIL

			<i>FILINGS</i>		<i>TERMINATIONS</i>	
			<i>Fiscal Year</i>		<i>Fiscal Year</i>	
			<i>2020</i>	<i>2021</i>	<i>2020</i>	<i>2021</i>
<i>Section</i>	<i>Section Number</i>	<i>Case Type</i>				
4 <i>Probate/Estate</i>	4A	<i>Guardianship - Adult</i>	22	35	19	30
	4B	<i>Guardianship - Juvenile</i>	20	42	16	42
	4C	<i>Conservatorship/Trusteeship Adult</i>	2	5	1	6
	4D	<i>Conservatorship/Trusteeship Juvenile</i>	3	5	4	3
	4E	<i>Probate/Wills/Intestate</i>	86	191	69	106
	4F	<i>Elder Abuse</i>	1	1	0	0
	4G	<i>Adult Adoptions</i>	2	3	1	3
	4H	<i>Other Probate/Estate</i>	2	0	1	0
5 <i>Mental Health</i>	5A	<i>Mental Health</i>	48	56	38	54
6 <i>Civil Appeals</i>	6A	<i>Administrative Agency</i>	0	0	0	0
	6B	<i>Limited Jurisdiction Trial Court Ruling</i>	5	3	5	2
	6C	<i>Other Civil Appeals</i>	0	0	0	0
7 <i>Miscellaneous</i>	7A	<i>Habeas Corpus</i>	0	0	0	0
	7B	<i>Non-Domestic Relations Restraining Order</i>	0	0	0	0
	7C	<i>Tax</i>	0	0	0	0
	7D	<i>Writ Involving Prison Conditions</i>	0	0	0	0
	7E	<i>Other Writs</i>	0	0	0	0

(Continued)

Superior Court Case Activity by Fiscal Year

GILA COUNTY, _

CIVIL

			<i>FILINGS</i>		<i>TERMINATIONS</i>	
			<i>Fiscal Year</i>		<i>Fiscal Year</i>	
			<i>2020</i>	<i>2021</i>	<i>2020</i>	<i>2021</i>
<i>Section</i>	<i>Section Number</i>	<i>Case Type</i>				
<i>8 Other Civil</i>	<i>8A</i>	<i>Other Civil</i>	237	444	231	380
<i>Group Total</i>			562	991	520	792

Superior Court Case Activity by Fiscal Year

GRAHAM COUNTY, _

CIVIL

			FILINGS		TERMINATIONS	
			Fiscal Year		Fiscal Year	
			2020	2021	2020	2021
Section	Section Number	Case Type				
1 Tort	1A	Automobile Tort	3	8	6	6
	1B	Intentional Tort	2	0	2	0
	1C	Malpractice - Medical	1	1	2	3
	1D	Malpractice - Legal	0	0	0	0
	1E	Malpractice - Other Professional	0	0	0	0
	1G	Premises Liability	0	0	0	0
	1H	Product Liability	0	2	0	0
	1I	Slander/Libel/Defamation	0	0	0	0
	1J	Other Tort	1	3	2	1
2 Contract	2A	Buyer Plaintiff	0	1	0	2
	2B	Employment Dispute - Discrimination	0	0	0	0
	2C	Employment Dispute - Other	0	0	0	0
	2E	Fraud	0	0	0	2
	2F	Landlord/Tenant - Unlawful Detainer	3	1	4	0
	2G	Landlord/Tenant Dispute - Other	0	0	0	0
	2I	Mortgage Foreclosure	2	2	3	4
	2J	Seller Plaintiff (Debt Collection)	24	34	27	23
	2K	Other Contract	21	34	22	40
3 Real Property	3A	Eminent Domain	0	0	0	0
	3B	Other Real Property	6	15	4	18

(Continued)

Superior Court

Case Activity by Fiscal Year

GRAHAM COUNTY, _

CIVIL

			FILINGS		TERMINATIONS	
			Fiscal Year		Fiscal Year	
			2020	2021	2020	2021
<i>Section</i>	<i>Section Number</i>	<i>Case Type</i>				
4 <i>Probate/Estate</i>	4A	<i>Guardianship - Adult</i>	9	19	8	15
	4B	<i>Guardianship - Juvenile</i>	6	21	8	22
	4C	<i>Conservatorship/Trusteeship Adult</i>	0	2	0	2
	4D	<i>Conservatorship/Trusteeship Juvenile</i>	5	11	5	11
	4E	<i>Probate/Wills/Intestate</i>	44	93	40	126
	4F	<i>Elder Abuse</i>	0	0	0	0
	4G	<i>Adult Adoptions</i>	1	5	2	4
	4H	<i>Other Probate/Estate</i>	0	4	0	1
5 <i>Mental Health</i>	5A	<i>Mental Health</i>	8	8	4	2
6 <i>Civil Appeals</i>	6A	<i>Administrative Agency</i>	0	0	0	0
	6B	<i>Limited Jurisdiction Trial Court Ruling</i>	0	1	0	2
	6C	<i>Other Civil Appeals</i>	0	0	0	0
7 <i>Miscellaneous</i>	7A	<i>Habeas Corpus</i>	0	0	0	0
	7B	<i>Non-Domestic Relations Restraining Order</i>	0	0	0	0
	7C	<i>Tax</i>	0	0	0	0
	7D	<i>Writ Involving Prison Conditions</i>	0	0	0	0
	7E	<i>Other Writs</i>	0	0	0	0

(Continued)

Superior Court Case Activity by Fiscal Year

GRAHAM COUNTY, _

CIVIL

			<i>FILINGS</i>		<i>TERMINATIONS</i>	
			<i>Fiscal Year</i>		<i>Fiscal Year</i>	
			<i>2020</i>	<i>2021</i>	<i>2020</i>	<i>2021</i>
<i>Section</i>	<i>Section Number</i>	<i>Case Type</i>				
<i>8 Other Civil</i>	8A	<i>Other Civil</i>	43	48	47	49
<i>Group Total</i>			179	313	186	333

Superior Court Case Activity by Fiscal Year

GREENLEE COUNTY, _

CIVIL

			FILINGS		TERMINATIONS	
			Fiscal Year		Fiscal Year	
			2020	2021	2020	2021
Section	Section Number	Case Type				
1 Tort	1A	Automobile Tort	1	0	0	0
	1B	Intentional Tort	0	0	0	0
	1C	Malpractice - Medical	0	0	0	0
	1D	Malpractice - Legal	0	0	0	0
	1E	Malpractice - Other Professional	0	0	0	0
	1G	Premises Liability	0	0	0	0
	1H	Product Liability	0	0	0	0
	1I	Slander/Libel/Defamation	0	0	0	0
	1J	Other Tort	0	2	0	0
2 Contract	2A	Buyer Plaintiff	0	0	0	0
	2B	Employment Dispute - Discrimination	0	0	0	0
	2C	Employment Dispute - Other	0	0	0	0
	2E	Fraud	0	0	0	0
	2F	Landlord/Tenant - Unlawful Detainer	1	0	1	0
	2G	Landlord/Tenant Dispute - Other	0	0	0	0
	2I	Mortgage Foreclosure	1	0	0	1
	2J	Seller Plaintiff (Debt Collection)	5	3	8	6
	2K	Other Contract	7	9	7	6
3 Real Property	3A	Eminent Domain	0	0	0	0
	3B	Other Real Property	3	12	2	12

(Continued)

Superior Court

Case Activity by Fiscal Year

GREENLEE COUNTY, _

CIVIL

			FILINGS		TERMINATIONS	
			Fiscal Year		Fiscal Year	
			2020	2021	2020	2021
<i>Section</i>	<i>Section Number</i>	<i>Case Type</i>				
4 <i>Probate/Estate</i>	4A	<i>Guardianship - Adult</i>	5	4	5	4
	4B	<i>Guardianship - Juvenile</i>	7	11	8	12
	4C	<i>Conservatorship/Trusteeship Adult</i>	0	0	0	0
	4D	<i>Conservatorship/Trusteeship Juvenile</i>	2	3	3	1
	4E	<i>Probate/Wills/Intestate</i>	11	37	10	21
	4F	<i>Elder Abuse</i>	0	0	0	0
	4G	<i>Adult Adoptions</i>	0	5	0	6
	4H	<i>Other Probate/Estate</i>	0	4	0	3
5 <i>Mental Health</i>	5A	<i>Mental Health</i>	0	2	0	1
6 <i>Civil Appeals</i>	6A	<i>Administrative Agency</i>	0	0	0	0
	6B	<i>Limited Jurisdiction Trial Court Ruling</i>	2	0	2	0
	6C	<i>Other Civil Appeals</i>	0	0	0	0
7 <i>Miscellaneous</i>	7A	<i>Habeas Corpus</i>	0	0	0	0
	7B	<i>Non-Domestic Relations Restraining Order</i>	0	0	0	0
	7C	<i>Tax</i>	0	0	0	0
	7D	<i>Writ Involving Prison Conditions</i>	0	0	0	0
	7E	<i>Other Writs</i>	0	0	0	0

(Continued)

Superior Court Case Activity by Fiscal Year

GREENLEE COUNTY, _

CIVIL

			<i>FILINGS</i>		<i>TERMINATIONS</i>	
			<i>Fiscal Year</i>		<i>Fiscal Year</i>	
			<i>2020</i>	<i>2021</i>	<i>2020</i>	<i>2021</i>
<i>Section</i>	<i>Section Number</i>	<i>Case Type</i>				
<i>8 Other Civil</i>	<i>8A</i>	<i>Other Civil</i>	14	11	13	15
<i>Group Total</i>			59	103	59	88

Superior Court Case Activity by Fiscal Year

LA PAZ COUNTY, _

CIVIL

			FILINGS		TERMINATIONS	
			Fiscal Year		Fiscal Year	
			2020	2021	2020	2021
Section	Section Number	Case Type				
1 Tort	1A	Automobile Tort	8	14	9	9
	1B	Intentional Tort	0	0	0	0
	1C	Malpractice - Medical	0	0	2	0
	1D	Malpractice - Legal	0	0	0	0
	1E	Malpractice - Other Professional	0	0	0	0
	1G	Premises Liability	0	0	0	0
	1H	Product Liability	3	6	0	2
	1I	Slander/Libel/Defamation	1	0	0	1
	1J	Other Tort	4	7	4	6
2 Contract	2A	Buyer Plaintiff	0	0	0	0
	2B	Employment Dispute - Discrimination	0	0	0	0
	2C	Employment Dispute - Other	1	1	0	3
	2E	Fraud	0	0	0	0
	2F	Landlord/Tenant - Unlawful Detainer	0	1	0	1
	2G	Landlord/Tenant Dispute - Other	1	0	0	1
	2I	Mortgage Foreclosure	2	0	3	2
	2J	Seller Plaintiff (Debt Collection)	10	20	11	20
	2K	Other Contract	15	13	16	18
3 Real Property	3A	Eminent Domain	0	0	0	0
	3B	Other Real Property	22	63	32	70

(Continued)

Superior Court

Case Activity by Fiscal Year

LA PAZ COUNTY, _

CIVIL

			<i>FILINGS</i>		<i>TERMINATIONS</i>	
			<i>Fiscal Year</i>		<i>Fiscal Year</i>	
			<i>2020</i>	<i>2021</i>	<i>2020</i>	<i>2021</i>
<i>Section</i>	<i>Section Number</i>	<i>Case Type</i>				
4 <i>Probate/Estate</i>	4A	<i>Guardianship - Adult</i>	6	12	6	10
	4B	<i>Guardianship - Juvenile</i>	13	8	11	7
	4C	<i>Conservatorship/Trusteeship Adult</i>	1	1	1	1
	4D	<i>Conservatorship/Trusteeship Juvenile</i>	1	1	2	3
	4E	<i>Probate/Wills/Intestate</i>	71	103	77	100
	4F	<i>Elder Abuse</i>	0	0	0	0
	4G	<i>Adult Adoptions</i>	0	0	0	0
	4H	<i>Other Probate/Estate</i>	0	0	0	0
5 <i>Mental Health</i>	5A	<i>Mental Health</i>	1	0	1	0
6 <i>Civil Appeals</i>	6A	<i>Administrative Agency</i>	0	0	0	0
	6B	<i>Limited Jurisdiction Trial Court Ruling</i>	2	2	1	1
	6C	<i>Other Civil Appeals</i>	0	0	0	0
7 <i>Miscellaneous</i>	7A	<i>Habeas Corpus</i>	0	0	0	0
	7B	<i>Non-Domestic Relations Restraining Order</i>	0	0	0	0
	7C	<i>Tax</i>	0	0	0	0
	7D	<i>Writ Involving Prison Conditions</i>	0	0	0	0
	7E	<i>Other Writs</i>	0	0	0	0

(Continued)

Superior Court Case Activity by Fiscal Year

LA PAZ COUNTY, _

CIVIL

			<i>FILINGS</i>		<i>TERMINATIONS</i>	
			<i>Fiscal Year</i>		<i>Fiscal Year</i>	
			<i>2020</i>	<i>2021</i>	<i>2020</i>	<i>2021</i>
<i>Section</i>	<i>Section Number</i>	<i>Case Type</i>				
<i>8 Other Civil</i>	8A	<i>Other Civil</i>	22	26	29	24
<i>Group Total</i>			184	278	205	279

Superior Court Case Activity by Fiscal Year

MARICOPA COUNTY, _

CIVIL

			FILINGS		TERMINATIONS	
			Fiscal Year		Fiscal Year	
			2020	2021	2020	2021
Section	Section Number	Case Type				
1 Tort	1A	Automobile Tort	5,858	5,792	5,485	5,828
	1B	Intentional Tort	177	183	166	183
	1C	Malpractice - Medical	282	236	268	240
	1D	Malpractice - Legal	62	32	60	61
	1E	Malpractice - Other Professional	0	8	15	15
	1G	Premises Liability	452	485	447	473
	1H	Product Liability	67	35	64	55
	1I	Slander/Libel/Defamation	79	63	86	67
	1J	Other Tort	1,008	1,110	1,085	1,066
	2 Contract	2A	Buyer Plaintiff	52	185	76
2B		Employment Dispute - Discrimination	92	59	85	92
2C		Employment Dispute - Other	33	44	29	47
2E		Fraud	133	120	140	149
2F		Landlord/Tenant - Unlawful Detainer	200	246	182	278
2G		Landlord/Tenant Dispute - Other	35	43	28	45
2I		Mortgage Foreclosure	1,985	2,030	1,750	2,109
2J		Seller Plaintiff (Debt Collection)	9,770	12,111	9,072	11,550
2K		Other Contract	1,244	1,319	1,202	1,319

(Continued)

Superior Court Case Activity by Fiscal Year

MARICOPA COUNTY, _

CIVIL

			FILINGS		TERMINATIONS	
			Fiscal Year		Fiscal Year	
			2020	2021	2020	2021
<i>Section</i>	<i>Section Number</i>	<i>Case Type</i>				
3 Real Property	3A	Eminent Domain	41	81	49	48
	3B	Other Real Property	447	411	439	421
4 Probate/Estate	4A	Guardianship - Adult	1,636	1,735	707	973
	4B	Guardianship - Juvenile	45	63	83	92
	4C	Conservatorship/Trusteeship Adult	65	42	33	38
	4D	Conservatorship/Trusteeship Juvenile	943	926	587	632
	4E	Probate/Wills/Intestate	4,590	5,618	1,993	3,285
	4F	Elder Abuse	23	24	14	22
	4G	Adult Adoptions	169	195	107	205
	4H	Other Probate/Estate	245	280	30	117
5 Mental Health	5A	Mental Health	8,747	9,958	9,710	7,551
6 Civil Appeals	6A	Administrative Agency	63	0	74	0
	6B	Limited Jurisdiction Trial Court Ruling	67	0	63	0
	6C	Other Civil Appeals	0	0	0	0

(Continued)

Superior Court

Case Activity by Fiscal Year

MARICOPA COUNTY, _

CIVIL

			<i>FILINGS</i>		<i>TERMINATIONS</i>	
			<i>Fiscal Year</i>		<i>Fiscal Year</i>	
			<i>2020</i>	<i>2021</i>	<i>2020</i>	<i>2021</i>
<i>Section</i>	<i>Section Number</i>	<i>Case Type</i>				
7 <i>Miscellaneous</i>	7A	<i>Habeas Corpus</i>	9	0	9	1
	7B	<i>Non-Domestic Relations Restraining Order</i>	70	35	68	27
	7C	<i>Tax</i>	0	0	1	0
	7D	<i>Writ Involving Prison Conditions</i>	0	0	0	0
	7E	<i>Other Writs</i>	0	0	0	0
8 <i>Other Civil</i>	8A	<i>Other Civil</i>	6,529	6,287	6,659	5,936
<i>Group Total</i>			45,218	49,756	40,866	42,986

Superior Court Case Activity by Fiscal Year

MOHAVE COUNTY, _

CIVIL

			FILINGS		TERMINATIONS	
			Fiscal Year		Fiscal Year	
			2020	2021	2020	2021
Section	Section Number	Case Type				
1 Tort	1A	Automobile Tort	105	145	103	108
	1B	Intentional Tort	3	13	1	7
	1C	Malpractice - Medical	4	8	4	3
	1D	Malpractice - Legal	1	0	0	0
	1E	Malpractice - Other Professional	1	1	0	2
	1G	Premises Liability	1	3	2	0
	1H	Product Liability	16	28	8	12
	1I	Slander/Libel/Defamation	0	8	0	1
	1J	Other Tort	31	56	34	28
	2 Contract	2A	Buyer Plaintiff	1	8	4
2B		Employment Dispute - Discrimination	0	0	0	0
2C		Employment Dispute - Other	1	1	2	1
2E		Fraud	5	3	3	6
2F		Landlord/Tenant - Unlawful Detainer	33	28	29	33
2G		Landlord/Tenant Dispute - Other	0	2	0	0
2I		Mortgage Foreclosure	23	29	21	30
2J		Seller Plaintiff (Debt Collection)	152	215	183	196
2K		Other Contract	172	252	159	201
3 Real Property		3A	Eminent Domain	1	2	0
	3B	Other Real Property	382	760	401	648

(Continued)

Superior Court Case Activity by Fiscal Year

MOHAVE COUNTY, _

CIVIL

			FILINGS		TERMINATIONS	
			Fiscal Year		Fiscal Year	
			2020	2021	2020	2021
Section	Section Number	Case Type				
4 Probate/Estate	4A	Guardianship - Adult	79	147	78	117
	4B	Guardianship - Juvenile	80	113	67	103
	4C	Conservatorship/Trusteeship Adult	3	6	3	2
	4D	Conservatorship/Trusteeship Juvenile	22	34	18	30
	4E	Probate/Wills/Intestate	634	1,142	553	923
	4F	Elder Abuse	1	1	3	1
	4G	Adult Adoptions	6	8	6	8
	4H	Other Probate/Estate	12	15	8	6
5 Mental Health	5A	Mental Health	151	196	144	147
6 Civil Appeals	6A	Administrative Agency	2	0	1	0
	6B	Limited Jurisdiction Trial Court Ruling	11	11	9	8
	6C	Other Civil Appeals	0	0	0	0
7 Miscellaneous	7A	Habeas Corpus	1	0	1	0
	7B	Non-Domestic Relations Restraining Order	0	0	0	0
	7C	Tax	0	0	0	0
	7D	Writ Involving Prison Conditions	0	0	0	0
	7E	Other Writs	0	0	0	0

(Continued)

Superior Court Case Activity by Fiscal Year

MOHAVE COUNTY, _

CIVIL

			<i>FILINGS</i>		<i>TERMINATIONS</i>	
			<i>Fiscal Year</i>		<i>Fiscal Year</i>	
			<i>2020</i>	<i>2021</i>	<i>2020</i>	<i>2021</i>
<i>Section</i>	<i>Section Number</i>	<i>Case Type</i>				
<i>8 Other Civil</i>	8A	<i>Other Civil</i>	430	494	401	427
<i>Group Total</i>			2,364	3,729	2,246	3,055

Superior Court Case Activity by Fiscal Year

NAVAJO COUNTY, _

CIVIL

			FILINGS		TERMINATIONS	
			Fiscal Year		Fiscal Year	
			2020	2021	2020	2021
Section	Section Number	Case Type				
1 Tort	1A	Automobile Tort	40	54	29	38
	1B	Intentional Tort	3	6	2	1
	1C	Malpractice - Medical	3	7	3	6
	1D	Malpractice - Legal	0	0	0	2
	1E	Malpractice - Other Professional	0	1	0	1
	1G	Premises Liability	0	0	1	0
	1H	Product Liability	5	16	0	9
	1I	Slander/Libel/Defamation	0	0	1	0
	1J	Other Tort	15	21	20	14
	2 Contract	2A	Buyer Plaintiff	3	3	4
2B		Employment Dispute - Discrimination	0	0	0	0
2C		Employment Dispute - Other	1	0	1	0
2E		Fraud	2	1	5	0
2F		Landlord/Tenant - Unlawful Detainer	6	1	7	3
2G		Landlord/Tenant Dispute - Other	0	2	0	0
2I		Mortgage Foreclosure	10	20	23	15
2J		Seller Plaintiff (Debt Collection)	75	114	83	90
2K		Other Contract	54	104	76	70
3 Real Property		3A	Eminent Domain	0	1	0
	3B	Other Real Property	92	197	112	138

(Continued)

Superior Court

Case Activity by Fiscal Year

NAVAJO COUNTY, _

CIVIL

			<i>FILINGS</i>		<i>TERMINATIONS</i>	
			<i>Fiscal Year</i>		<i>Fiscal Year</i>	
			<i>2020</i>	<i>2021</i>	<i>2020</i>	<i>2021</i>
<i>Section</i>	<i>Section Number</i>	<i>Case Type</i>				
4 <i>Probate/Estate</i>	4A	<i>Guardianship - Adult</i>	42	84	42	58
	4B	<i>Guardianship - Juvenile</i>	59	96	59	70
	4C	<i>Conservatorship/Trusteeship Adult</i>	2	3	2	2
	4D	<i>Conservatorship/Trusteeship Juvenile</i>	12	10	10	9
	4E	<i>Probate/Wills/Intestate</i>	176	291	165	162
	4F	<i>Elder Abuse</i>	1	0	2	0
	4G	<i>Adult Adoptions</i>	1	8	4	5
	4H	<i>Other Probate/Estate</i>	1	7	1	3
5 <i>Mental Health</i>	5A	<i>Mental Health</i>	114	137	110	139
6 <i>Civil Appeals</i>	6A	<i>Administrative Agency</i>	0	0	2	0
	6B	<i>Limited Jurisdiction Trial Court Ruling</i>	2	6	5	4
	6C	<i>Other Civil Appeals</i>	2	0	5	1
7 <i>Miscellaneous</i>	7A	<i>Habeas Corpus</i>	0	0	0	0
	7B	<i>Non-Domestic Relations Restraining Order</i>	0	0	0	0
	7C	<i>Tax</i>	8	1	11	9
	7D	<i>Writ Involving Prison Conditions</i>	0	0	0	0
	7E	<i>Other Writs</i>	0	0	0	0

(Continued)

Superior Court

Case Activity by Fiscal Year

NAVAJO COUNTY, _

CIVIL

			<i>FILINGS</i>		<i>TERMINATIONS</i>	
			<i>Fiscal Year</i>		<i>Fiscal Year</i>	
			<i>2020</i>	<i>2021</i>	<i>2020</i>	<i>2021</i>
<i>Section</i>	<i>Section Number</i>	<i>Case Type</i>				
<i>8 Other Civil</i>	8A	<i>Other Civil</i>	154	190	149	177
<i>Group Total</i>			883	1,381	934	1,028

Superior Court Case Activity by Fiscal Year

PIMA COUNTY, _

CIVIL

			<i>FILINGS</i>		<i>TERMINATIONS</i>	
			<i>Fiscal Year</i>		<i>Fiscal Year</i>	
			<i>2020</i>	<i>2021</i>	<i>2020</i>	<i>2021</i>
<i>Section</i>	<i>Section Number</i>	<i>Case Type</i>				
1 Tort	1A	Automobile Tort	962	1,032	948	995
	1B	Intentional Tort	26	23	32	20
	1C	Malpractice - Medical	53	56	58	45
	1D	Malpractice - Legal	3	5	5	7
	1E	Malpractice - Other Professional	3	4	2	1
	1G	Premises Liability	100	100	86	77
	1H	Product Liability	7	10	6	11
	1I	Slander/Libel/Defamation	10	14	11	16
	1J	Other Tort	160	183	150	129
2 Contract	2A	Buyer Plaintiff	5	27	4	22
	2B	Employment Dispute - Discrimination	9	15	11	11
	2C	Employment Dispute - Other	12	6	10	5
	2E	Fraud	15	8	16	15
	2F	Landlord/Tenant - Unlawful Detainer	70	32	82	37
	2G	Landlord/Tenant Dispute - Other	5	6	1	10
	2I	Mortgage Foreclosure	268	286	163	290
	2J	Seller Plaintiff (Debt Collection)	0	0	0	0
	2K	Other Contract	1,929	2,225	2,021	2,207

(Continued)

Superior Court

Case Activity by Fiscal Year

PIMA COUNTY, _

CIVIL

			FILINGS		TERMINATIONS	
			Fiscal Year		Fiscal Year	
			2020	2021	2020	2021
<i>Section</i>	<i>Section Number</i>	<i>Case Type</i>				
3 Real Property	3A	Eminent Domain	12	12	14	11
	3B	Other Real Property	184	137	159	166
4 Probate/Estate	4A	Guardianship - Adult	305	359	177	203
	4B	Guardianship - Juvenile	266	186	273	262
	4C	Conservatorship/Trusteeship Adult	25	18	17	15
	4D	Conservatorship/Trusteeship Juvenile	127	119	117	98
	4E	Probate/Wills/Intestate	1,483	1,811	1,251	1,160
	4F	Elder Abuse	11	7	13	6
	4G	Adult Adoptions	54	61	50	44
	4H	Other Probate/Estate	126	121	82	81
5 Mental Health	5A	Mental Health	1,894	2,070	2,681	2,970
6 Civil Appeals	6A	Administrative Agency	9	12	11	10
	6B	Limited Jurisdiction Trial Court Ruling	21	29	19	29
	6C	Other Civil Appeals	10	11	14	11

(Continued)

Superior Court

Case Activity by Fiscal Year

PIMA COUNTY, _

CIVIL

			FILINGS		TERMINATIONS	
			Fiscal Year		Fiscal Year	
			2020	2021	2020	2021
<i>Section</i>	<i>Section Number</i>	<i>Case Type</i>				
7 Miscellaneous	7A	Habeas Corpus	0	0	1	0
	7B	Non-Domestic Relations Restraining Order	0	0	0	0
	7C	Tax	0	0	0	0
	7D	Writ Involving Prison Conditions	0	0	0	0
	7E	Other Writs	0	0	0	0
8 Other Civil	8A	Other Civil	1,310	1,474	2,683	1,626
<i>Group Total</i>			9,474	10,459	11,168	10,590

Superior Court Case Activity by Fiscal Year

PINAL COUNTY, _

CIVIL

			FILINGS		TERMINATIONS	
			Fiscal Year		Fiscal Year	
			2020	2021	2020	2021
Section	Section Number	Case Type				
1 Tort	1A	Automobile Tort	174	222	183	195
	1B	Intentional Tort	8	14	12	4
	1C	Malpractice - Medical	3	3	1	2
	1D	Malpractice - Legal	0	0	1	0
	1E	Malpractice - Other Professional	0	0	0	0
	1G	Premises Liability	0	0	1	0
	1H	Product Liability	19	32	19	26
	1I	Slander/Libel/Defamation	6	1	3	6
	1J	Other Tort	45	60	49	56
2 Contract	2A	Buyer Plaintiff	2	21	2	7
	2B	Employment Dispute - Discrimination	1	2	1	0
	2C	Employment Dispute - Other	0	0	0	2
	2E	Fraud	3	3	3	6
	2F	Landlord/Tenant - Unlawful Detainer	21	7	23	12
	2G	Landlord/Tenant Dispute - Other	2	5	2	7
	2I	Mortgage Foreclosure	201	445	185	281
	2J	Seller Plaintiff (Debt Collection)	385	654	427	549
	2K	Other Contract	277	502	303	463
3 Real Property	3A	Eminent Domain	3	21	2	19
	3B	Other Real Property	147	348	151	294

(Continued)

Superior Court

Case Activity by Fiscal Year

PINAL COUNTY, _

CIVIL

			FILINGS		TERMINATIONS	
			Fiscal Year		Fiscal Year	
			2020	2021	2020	2021
Section	Section Number	Case Type				
4 Probate/Estate	4A	Guardianship - Adult	153	221	178	222
	4B	Guardianship - Juvenile	154	199	157	191
	4C	Conservatorship/Trusteeship Adult	4	8	3	11
	4D	Conservatorship/Trusteeship Juvenile	45	83	75	94
	4E	Probate/Wills/Intestate	519	850	318	554
	4F	Elder Abuse	2	1	0	2
	4G	Adult Adoptions	14	24	13	22
	4H	Other Probate/Estate	10	9	11	9
5 Mental Health	5A	Mental Health	272	382	264	380
6 Civil Appeals	6A	Administrative Agency	2	0	2	1
	6B	Limited Jurisdiction Trial Court Ruling	9	10	10	5
	6C	Other Civil Appeals	0	1	1	1
7 Miscellaneous	7A	Habeas Corpus	2	15	2	12
	7B	Non-Domestic Relations Restraining Order	0	0	0	0
	7C	Tax	0	0	0	0
	7D	Writ Involving Prison Conditions	0	0	0	0
	7E	Other Writs	0	0	0	0

(Continued)

Superior Court Case Activity by Fiscal Year

PINAL COUNTY, _

CIVIL

			<i>FILINGS</i>		<i>TERMINATIONS</i>	
			<i>Fiscal Year</i>		<i>Fiscal Year</i>	
			<i>2020</i>	<i>2021</i>	<i>2020</i>	<i>2021</i>
<i>Section</i>	<i>Section Number</i>	<i>Case Type</i>				
<i>8 Other Civil</i>	8A	<i>Other Civil</i>	586	953	546	911
<i>Group Total</i>			3,069	5,096	2,948	4,344

Superior Court Case Activity by Fiscal Year

SANTA CRUZ COUNTY, _

CIVIL

			FILINGS		TERMINATIONS	
			Fiscal Year		Fiscal Year	
			2020	2021	2020	2021
Section	Section Number	Case Type				
1 Tort	1A	Automobile Tort	10	23	7	17
	1B	Intentional Tort	0	5	1	4
	1C	Malpractice - Medical	1	0	0	2
	1D	Malpractice - Legal	0	0	0	0
	1E	Malpractice - Other Professional	0	0	0	0
	1G	Premises Liability	0	0	1	0
	1H	Product Liability	3	5	4	3
	1I	Slander/Libel/Defamation	0	0	0	0
	1J	Other Tort	3	4	4	3
	2 Contract	2A	Buyer Plaintiff	0	0	0
2B		Employment Dispute - Discrimination	0	0	0	0
2C		Employment Dispute - Other	0	0	0	0
2E		Fraud	0	3	0	3
2F		Landlord/Tenant - Unlawful Detainer	7	5	6	7
2G		Landlord/Tenant Dispute - Other	0	0	0	0
2I		Mortgage Foreclosure	22	79	12	46
2J		Seller Plaintiff (Debt Collection)	40	59	38	64
2K		Other Contract	41	72	37	62

(Continued)

Superior Court Case Activity by Fiscal Year

SANTA CRUZ COUNTY, _

CIVIL

			<i>FILINGS</i>		<i>TERMINATIONS</i>	
			<i>Fiscal Year</i>		<i>Fiscal Year</i>	
			<i>2020</i>	<i>2021</i>	<i>2020</i>	<i>2021</i>
<i>Section</i>	<i>Section Number</i>	<i>Case Type</i>				
3 Real Property	3A	Eminent Domain	17	4	5	6
	3B	Other Real Property	77	96	84	96
4 Probate/Estate	4A	Guardianship - Adult	25	28	26	24
	4B	Guardianship - Juvenile	52	58	54	60
	4C	Conservatorship/Trusteeship Adult	3	5	6	1
	4D	Conservatorship/Trusteeship Juvenile	8	2	10	4
	4E	Probate/Wills/Intestate	78	171	71	131
	4F	Elder Abuse	0	0	0	0
	4G	Adult Adoptions	0	0	0	0
	4H	Other Probate/Estate	1	0	1	0
5 Mental Health	5A	Mental Health	40	48	38	49
6 Civil Appeals	6A	Administrative Agency	0	0	0	0
	6B	Limited Jurisdiction Trial Court Ruling	3	2	2	2
	6C	Other Civil Appeals	0	0	0	0

(Continued)

Superior Court

Case Activity by Fiscal Year

SANTA CRUZ COUNTY, _

CIVIL

			FILINGS		TERMINATIONS	
			Fiscal Year		Fiscal Year	
			2020	2021	2020	2021
<i>Section</i>	<i>Section Number</i>	<i>Case Type</i>				
7 <i>Miscellaneous</i>	7A	<i>Habeas Corpus</i>	13	4	13	2
	7B	<i>Non-Domestic Relations Restraining Order</i>	0	0	0	0
	7C	<i>Tax</i>	0	0	0	0
	7D	<i>Writ Involving Prison Conditions</i>	0	0	0	0
	7E	<i>Other Writs</i>	0	0	0	0
8 Other Civil	8A	<i>Other Civil</i>	87	92	74	108
Group Total			531	765	494	694

Superior Court

Case Activity by Fiscal Year

YAVAPAI COUNTY, _

CIVIL

			FILINGS		TERMINATIONS	
			Fiscal Year		Fiscal Year	
			2020	2021	2020	2021
Section	Section Number	Case Type				
1 Tort	1A	Automobile Tort	115	157	156	150
	1B	Intentional Tort	6	11	3	11
	1C	Malpractice - Medical	12	13	5	15
	1D	Malpractice - Legal	2	1	2	3
	1E	Malpractice - Other Professional	0	0	0	0
	1G	Premises Liability	19	14	15	21
	1H	Product Liability	0	0	0	0
	1I	Slander/Libel/Defamation	2	6	4	1
	1J	Other Tort	39	59	40	52
2 Contract	2A	Buyer Plaintiff	1	7	0	2
	2B	Employment Dispute - Discrimination	1	0	0	2
	2C	Employment Dispute - Other	1	0	2	0
	2E	Fraud	6	5	4	9
	2F	Landlord/Tenant - Unlawful Detainer	22	21	20	20
	2G	Landlord/Tenant Dispute - Other	1	4	2	1
	2I	Mortgage Foreclosure	0	0	0	0
	2J	Seller Plaintiff (Debt Collection)	158	302	192	256
	2K	Other Contract	212	313	190	279
3 Real Property	3A	Eminent Domain	1	9	2	5
	3B	Other Real Property	125	200	143	193

(Continued)

Superior Court

Case Activity by Fiscal Year

YAVAPAI COUNTY, _

CIVIL

			<i>FILINGS</i>		<i>TERMINATIONS</i>	
			<i>Fiscal Year</i>		<i>Fiscal Year</i>	
			<i>2020</i>	<i>2021</i>	<i>2020</i>	<i>2021</i>
<i>Section</i>	<i>Section Number</i>	<i>Case Type</i>				
4 <i>Probate/Estate</i>	4A	<i>Guardianship - Adult</i>	93	167	94	142
	4B	<i>Guardianship - Juvenile</i>	51	88	51	72
	4C	<i>Conservatorship/Trusteeship Adult</i>	6	5	7	8
	4D	<i>Conservatorship/Trusteeship Juvenile</i>	22	22	22	29
	4E	<i>Probate/Wills/Intestate</i>	523	852	482	650
	4F	<i>Elder Abuse</i>	0	0	0	0
	4G	<i>Adult Adoptions</i>	5	5	3	6
	4H	<i>Other Probate/Estate</i>	12	33	8	14
5 <i>Mental Health</i>	5A	<i>Mental Health</i>	62	120	61	105
6 <i>Civil Appeals</i>	6A	<i>Administrative Agency</i>	0	1	0	0
	6B	<i>Limited Jurisdiction Trial Court Ruling</i>	15	11	13	9
	6C	<i>Other Civil Appeals</i>	2	3	3	3
7 <i>Miscellaneous</i>	7A	<i>Habeas Corpus</i>	0	4	0	2
	7B	<i>Non-Domestic Relations Restraining Order</i>	0	0	0	0
	7C	<i>Tax</i>	0	0	0	0
	7D	<i>Writ Involving Prison Conditions</i>	0	0	0	0
	7E	<i>Other Writs</i>	0	0	0	0

(Continued)

Superior Court Case Activity by Fiscal Year

YAVAPAI COUNTY, _

CIVIL

			<i>FILINGS</i>		<i>TERMINATIONS</i>	
			<i>Fiscal Year</i>		<i>Fiscal Year</i>	
			<i>2020</i>	<i>2021</i>	<i>2020</i>	<i>2021</i>
<i>Section</i>	<i>Section Number</i>	<i>Case Type</i>				
<i>8 Other Civil</i>	8A	<i>Other Civil</i>	623	722	649	647
<i>Group Total</i>			2,137	3,155	2,173	2,707

Superior Court Case Activity by Fiscal Year

YUMA COUNTY, _

CIVIL

			FILINGS		TERMINATIONS	
			Fiscal Year		Fiscal Year	
			2020	2021	2020	2021
Section	Section Number	Case Type				
1 Tort	1A	Automobile Tort	113	185	95	144
	1B	Intentional Tort	4	14	0	7
	1C	Malpractice - Medical	5	8	5	5
	1D	Malpractice - Legal	0	0	0	0
	1E	Malpractice - Other Professional	0	1	0	0
	1G	Premises Liability	0	0	0	0
	1H	Product Liability	9	8	8	8
	1I	Slander/Libel/Defamation	0	1	0	0
	1J	Other Tort	25	32	19	32
2 Contract	2A	Buyer Plaintiff	3	3	1	3
	2B	Employment Dispute - Discrimination	0	0	0	0
	2C	Employment Dispute - Other	0	0	1	0
	2E	Fraud	1	1	1	1
	2F	Landlord/Tenant - Unlawful Detainer	7	12	8	6
	2G	Landlord/Tenant Dispute - Other	0	1	0	1
	2I	Mortgage Foreclosure	18	13	17	16
	2J	Seller Plaintiff (Debt Collection)	116	157	122	163
	2K	Other Contract	144	181	149	137
3 Real Property	3A	Eminent Domain	1	10	1	9
	3B	Other Real Property	73	142	80	121

(Continued)

Superior Court

Case Activity by Fiscal Year

YUMA COUNTY, _

CIVIL

			<i>FILINGS</i>		<i>TERMINATIONS</i>	
			<i>Fiscal Year</i>		<i>Fiscal Year</i>	
			<i>2020</i>	<i>2021</i>	<i>2020</i>	<i>2021</i>
<i>Section</i>	<i>Section Number</i>	<i>Case Type</i>				
4 <i>Probate/Estate</i>	4A	<i>Guardianship - Adult</i>	76	99	60	97
	4B	<i>Guardianship - Juvenile</i>	245	225	221	173
	4C	<i>Conservatorship/Trusteeship Adult</i>	6	12	4	9
	4D	<i>Conservatorship/Trusteeship Juvenile</i>	48	60	41	52
	4E	<i>Probate/Wills/Intestate</i>	248	479	235	435
	4F	<i>Elder Abuse</i>	1	0	1	2
	4G	<i>Adult Adoptions</i>	9	14	6	12
	4H	<i>Other Probate/Estate</i>	13	11	12	7
5 <i>Mental Health</i>	5A	<i>Mental Health</i>	211	354	215	353
6 <i>Civil Appeals</i>	6A	<i>Administrative Agency</i>	0	0	0	0
	6B	<i>Limited Jurisdiction Trial Court Ruling</i>	0	0	0	0
	6C	<i>Other Civil Appeals</i>	2	0	2	0
7 <i>Miscellaneous</i>	7A	<i>Habeas Corpus</i>	0	0	0	0
	7B	<i>Non-Domestic Relations Restraining Order</i>	0	0	0	0
	7C	<i>Tax</i>	0	0	0	0
	7D	<i>Writ Involving Prison Conditions</i>	0	0	0	0
	7E	<i>Other Writs</i>	0	0	0	0

(Continued)

Superior Court Case Activity by Fiscal Year

YUMA COUNTY, _

CIVIL

			<i>FILINGS</i>		<i>TERMINATIONS</i>	
			<i>Fiscal Year</i>		<i>Fiscal Year</i>	
			<i>2020</i>	<i>2021</i>	<i>2020</i>	<i>2021</i>
<i>Section</i>	<i>Section Number</i>	<i>Case Type</i>				
<i>8 Other Civil</i>	8A	<i>Other Civil</i>	245	253	245	267
<i>Group Total</i>			1,623	2,276	1,549	2,060

Superior Court Case Activity by Fiscal Year

ARIZONA STATEWIDE TOTAL, _

DOMESTIC RELATIONS

			FILINGS		TERMINATIONS	
			Fiscal Year		Fiscal Year	
			2020	2021	2020	2021
Section	Line Number	Case Type				
1 Marriage-Domestic Relations	1A	Marriage Dissolution/Divorce	24,692	26,078	24,041	26,288
	1B	Marriage Separation	632	621	600	615
	1C	Marriage Annulment	395	373	356	391
2 Paternity	2A	Paternity	3,689	3,555	3,822	3,559
3 Custody/Parenting Time	3A	Custody/Parenting Time	3,106	3,041	3,149	2,728
4 Support	4A	IV-D Intrastate	1,073	642	1,149	626
	4B	IV-D UIFSA	591	243	646	229
	4C	IV-D Other	1,667	1,298	1,696	1,481
	4D	Private (non-IV-D)	266	205	293	170
	4E	Other Support (non-divorce)	0	0	0	0
5 Visitation	5A	Visitation (non-divorce)	108	110	113	109
6 Emancipation of a Minor	6A	Emancipation of a Minor	35	43	37	25
7 Children Adoption	7A	DES	1,319	1,163	1,371	1,127
	7B	Private Agency	67	42	59	46
	7C	Private Attorney	564	434	579	347
	7D	Pro Per	472	378	472	349
	7E	Other County Attorney	260	209	169	184
	7F	Other Children Adoption	5	3	6	6

(Continued)

Superior Court

Case Activity by Fiscal Year

ARIZONA STATEWIDE TOTAL, _

DOMESTIC RELATIONS

			<i>FILINGS</i>		<i>TERMINATIONS</i>	
			<i>Fiscal Year</i>		<i>Fiscal Year</i>	
			<i>2020</i>	<i>2021</i>	<i>2020</i>	<i>2021</i>
<i>Section</i>	<i>Line Number</i>	<i>Case Type</i>				
<i>8 Domestic Violence/Harassment</i>	<i>8A</i>	<i>Civil Emergency Order of Protection</i>	52	0	52	1
	<i>8B</i>	<i>Civil Order of Protection</i>	11,339	10,908	11,352	10,456
	<i>8C</i>	<i>Civil Injunction Against Harassment</i>	3,197	3,133	3,102	2,801
<i>9 Other Domestic Relations</i>	<i>9A</i>	<i>Other Domestic Relations</i>	7,552	8,338	8,491	8,634
<i>Group Total</i>			61,081	60,817	61,555	60,172

Superior Court Case Activity by Fiscal Year

RURAL COUNTIES, _

DOMESTIC RELATIONS

			FILINGS		TERMINATIONS	
			Fiscal Year		Fiscal Year	
			2020	2021	2020	2021
Section	Line Number	Case Type				
1 Marriage-Domestic Relations	1A	Marriage Dissolution/Divorce	5,307	5,581	5,567	5,265
	1B	Marriage Separation	136	131	151	125
	1C	Marriage Annulment	100	104	86	91
2 Paternity	2A	Paternity	574	461	544	384
3 Custody/Parenting Time	3A	Custody/Parenting Time	829	939	832	653
4 Support	4A	IV-D Intrastate	982	585	1,018	558
	4B	IV-D UIFSA	0	0	0	0
	4C	IV-D Other	41	50	33	33
	4D	Private (non-IV-D)	77	60	90	48
	4E	Other Support (non-divorce)	0	0	0	0
5 Visitation	5A	Visitation (non-divorce)	0	0	0	0
6 Emancipation of a Minor	6A	Emancipation of a Minor	16	19	19	14
7 Children Adoption	7A	DES	14	14	10	16
	7B	Private Agency	0	0	0	0
	7C	Private Attorney	59	33	55	35
	7D	Pro Per	5	4	2	5
	7E	Other County Attorney	18	6	20	16
	7F	Other Children Adoption	1	3	1	3

(Continued)

Superior Court Case Activity by Fiscal Year

RURAL COUNTIES, _

DOMESTIC RELATIONS

			<i>FILINGS</i>		<i>TERMINATIONS</i>	
			<i>Fiscal Year</i>		<i>Fiscal Year</i>	
			<i>2020</i>	<i>2021</i>	<i>2020</i>	<i>2021</i>
<i>Section</i>	<i>Line Number</i>	<i>Case Type</i>				
<i>8 Domestic Violence/Harassment</i>	<i>8A</i>	<i>Civil Emergency Order of Protection</i>	0	0	0	0
	<i>8B</i>	<i>Civil Order of Protection</i>	2,274	2,205	1,892	1,609
	<i>8C</i>	<i>Civil Injunction Against Harassment</i>	689	626	558	392
<i>9 Other Domestic Relations</i>	<i>9A</i>	<i>Other Domestic Relations</i>	0	106	0	66
<i>Group Total</i>			11,122	10,927	10,878	9,313

Superior Court Case Activity by Fiscal Year

URBAN COUNTIES, _

DOMESTIC RELATIONS

			FILINGS		TERMINATIONS	
			Fiscal Year		Fiscal Year	
			2020	2021	2020	2021
Section	Line Number	Case Type				
1 Marriage-Domestic Relations	1A	Marriage Dissolution/Divorce	19,385	20,497	18,474	21,023
	1B	Marriage Separation	496	490	449	490
	1C	Marriage Annulment	295	269	270	300
2 Paternity	2A	Paternity	3,115	3,094	3,278	3,175
3 Custody/Parenting Time	3A	Custody/Parenting Time	2,277	2,102	2,317	2,075
4 Support	4A	IV-D Intrastate	91	57	131	68
	4B	IV-D UIFSA	591	243	646	229
	4C	IV-D Other	1,626	1,248	1,663	1,448
	4D	Private (non-IV-D)	189	145	203	122
	4E	Other Support (non-divorce)	0	0	0	0
5 Visitation	5A	Visitation (non-divorce)	108	110	113	109
6 Emancipation of a Minor	6A	Emancipation of a Minor	19	24	18	11
7 Children Adoption	7A	DES	1,305	1,149	1,361	1,111
	7B	Private Agency	67	42	59	46
	7C	Private Attorney	505	401	524	312
	7D	Pro Per	467	374	470	344
	7E	Other County Attorney	242	203	149	168
	7F	Other Children Adoption	4	0	5	3

(Continued)

Superior Court Case Activity by Fiscal Year

URBAN COUNTIES, _

DOMESTIC RELATIONS

			<i>FILINGS</i>		<i>TERMINATIONS</i>	
			<i>Fiscal Year</i>		<i>Fiscal Year</i>	
			<i>2020</i>	<i>2021</i>	<i>2020</i>	<i>2021</i>
<i>Section</i>	<i>Line Number</i>	<i>Case Type</i>				
<i>8 Domestic Violence/Harassment</i>	<i>8A</i>	<i>Civil Emergency Order of Protection</i>	52	0	52	1
	<i>8B</i>	<i>Civil Order of Protection</i>	9,065	8,703	9,460	8,847
	<i>8C</i>	<i>Civil Injunction Against Harassment</i>	2,508	2,507	2,544	2,409
<i>9 Other Domestic Relations</i>	<i>9A</i>	<i>Other Domestic Relations</i>	7,552	8,232	8,491	8,568
<i>Group Total</i>			49,959	49,890	50,677	50,859

Superior Court Case Activity by Fiscal Year

APACHE COUNTY, _

DOMESTIC RELATIONS

			FILINGS		TERMINATIONS	
			Fiscal Year		Fiscal Year	
			2020	2021	2020	2021
Section	Line Number	Case Type				
1 Marriage-Domestic Relations	1A	Marriage Dissolution/Divorce	64	96	61	69
	1B	Marriage Separation	2	1	4	0
	1C	Marriage Annulment	4	0	2	1
2 Paternity	2A	Paternity	5	4	3	5
3 Custody/Parenting Time	3A	Custody/Parenting Time	6	12	7	7
4 Support	4A	IV-D Intrastate	1	2	1	0
	4B	IV-D UIFSA	0	0	0	0
	4C	IV-D Other	1	0	1	0
	4D	Private (non-IV-D)	0	0	0	0
	4E	Other Support (non-divorce)	0	0	0	0
5 Visitation	5A	Visitation (non-divorce)	0	0	0	0
6 Emancipation of a Minor	6A	Emancipation of a Minor	0	1	0	0
7 Children Adoption	7A	DES	0	0	0	0
	7B	Private Agency	0	0	0	0
	7C	Private Attorney	0	1	0	1
	7D	Pro Per	0	0	0	0
	7E	Other County Attorney	0	0	0	0
	7F	Other Children Adoption	0	0	0	0

(Continued)

Superior Court

Case Activity by Fiscal Year

APACHE COUNTY, _

DOMESTIC RELATIONS

			<i>FILINGS</i>		<i>TERMINATIONS</i>	
			<i>Fiscal Year</i>		<i>Fiscal Year</i>	
			<i>2020</i>	<i>2021</i>	<i>2020</i>	<i>2021</i>
<i>Section</i>	<i>Line Number</i>	<i>Case Type</i>				
<i>8 Domestic Violence/Harassment</i>	<i>8A</i>	<i>Civil Emergency Order of Protection</i>	0	0	0	0
	<i>8B</i>	<i>Civil Order of Protection</i>	16	14	11	11
	<i>8C</i>	<i>Civil Injunction Against Harassment</i>	0	1	0	0
<i>9 Other Domestic Relations</i>	<i>9A</i>	<i>Other Domestic Relations</i>		2		0
<i>Group Total</i>			99	134	90	94

Superior Court Case Activity by Fiscal Year

COCHISE COUNTY, _

DOMESTIC RELATIONS

			FILINGS		TERMINATIONS	
			Fiscal Year		Fiscal Year	
			2020	2021	2020	2021
Section	Line Number	Case Type				
1 Marriage-Domestic Relations	1A	Marriage Dissolution/Divorce	402	461	407	440
	1B	Marriage Separation	12	10	21	12
	1C	Marriage Annulment	14	37	12	19
2 Paternity	2A	Paternity	31	32	29	21
3 Custody/Parenting Time	3A	Custody/Parenting Time	38	38	31	28
4 Support	4A	IV-D Intrastate	82	45	112	42
	4B	IV-D UIFSA	0	0	0	0
	4C	IV-D Other	2	2	2	1
	4D	Private (non-IV-D)	1	1	0	1
	4E	Other Support (non-divorce)	0	0	0	0
5 Visitation	5A	Visitation (non-divorce)	0	0	0	0
6 Emancipation of a Minor	6A	Emancipation of a Minor	0	2	2	1
7 Children Adoption	7A	DES	0	0	0	0
	7B	Private Agency	0	0	0	0
	7C	Private Attorney	0	0	0	0
	7D	Pro Per	0	0	0	0
	7E	Other County Attorney	0	1	0	0
	7F	Other Children Adoption	0	0	0	0

(Continued)

Superior Court

Case Activity by Fiscal Year

COCHISE COUNTY, _

DOMESTIC RELATIONS

			<i>FILINGS</i>		<i>TERMINATIONS</i>	
			<i>Fiscal Year</i>		<i>Fiscal Year</i>	
			<i>2020</i>	<i>2021</i>	<i>2020</i>	<i>2021</i>
<i>Section</i>	<i>Line Number</i>	<i>Case Type</i>				
<i>8 Domestic Violence/Harassment</i>	<i>8A</i>	<i>Civil Emergency Order of Protection</i>	0	0	0	0
	<i>8B</i>	<i>Civil Order of Protection</i>	166	162	109	92
	<i>8C</i>	<i>Civil Injunction Against Harassment</i>	69	56	50	20
<i>9 Other Domestic Relations</i>	<i>9A</i>	<i>Other Domestic Relations</i>		9		6
<i>Group Total</i>			817	856	775	683

Superior Court Case Activity by Fiscal Year

COCONINO COUNTY, _

DOMESTIC RELATIONS

			FILINGS		TERMINATIONS	
			Fiscal Year		Fiscal Year	
			2020	2021	2020	2021
Section	Line Number	Case Type				
1 Marriage-Domestic Relations	1A	Marriage Dissolution/Divorce	335	333	377	345
	1B	Marriage Separation	11	13	10	13
	1C	Marriage Annulment	8	4	5	6
2 Paternity	2A	Paternity	29	32	30	31
3 Custody/Parenting Time	3A	Custody/Parenting Time	16	16	24	6
4 Support	4A	IV-D Intrastate	27	26	32	21
	4B	IV-D UIFSA	0	0	0	0
	4C	IV-D Other	1	2	1	0
	4D	Private (non-IV-D)	4	3	2	2
	4E	Other Support (non-divorce)	0	0	0	0
5 Visitation	5A	Visitation (non-divorce)	0	0	0	0
6 Emancipation of a Minor	6A	Emancipation of a Minor	3	1	3	0
7 Children Adoption	7A	DES	0	0	0	0
	7B	Private Agency	0	0	0	0
	7C	Private Attorney	0	0	0	0
	7D	Pro Per	0	0	0	0
	7E	Other County Attorney	0	0	0	0
	7F	Other Children Adoption	0	0	0	0

(Continued)

Superior Court Case Activity by Fiscal Year

COCONINO COUNTY, _

DOMESTIC RELATIONS

			FILINGS		TERMINATIONS	
			Fiscal Year		Fiscal Year	
			2020	2021	2020	2021
<i>Section</i>	<i>Line Number</i>	<i>Case Type</i>				
<i>8 Domestic Violence/Harassment</i>	<i>8A</i>	<i>Civil Emergency Order of Protection</i>	0	0	0	0
	<i>8B</i>	<i>Civil Order of Protection</i>	83	70	57	43
	<i>8C</i>	<i>Civil Injunction Against Harassment</i>	9	10	3	6
<i>9 Other Domestic Relations</i>	<i>9A</i>	<i>Other Domestic Relations</i>		8		6
<i>Group Total</i>			526	518	544	479

Superior Court

Case Activity by Fiscal Year

GILA COUNTY, _

DOMESTIC RELATIONS

			FILINGS		TERMINATIONS	
			Fiscal Year		Fiscal Year	
			2020	2021	2020	2021
Section	Line Number	Case Type				
1 Marriage-Domestic Relations	1A	Marriage Dissolution/Divorce	173	175	168	178
	1B	Marriage Separation	3	1	5	1
	1C	Marriage Annulment	3	2	2	5
2 Paternity	2A	Paternity	8	8	8	7
3 Custody/Parenting Time	3A	Custody/Parenting Time	37	44	34	35
4 Support	4A	IV-D Intrastate	54	23	45	21
	4B	IV-D UIFSA	0	0	0	0
	4C	IV-D Other	0	0	0	0
	4D	Private (non-IV-D)	2	1	2	2
	4E	Other Support (non-divorce)	0	0	0	0
5 Visitation	5A	Visitation (non-divorce)	0	0	0	0
6 Emancipation of a Minor	6A	Emancipation of a Minor	1	1	0	2
7 Children Adoption	7A	DES	6	6	2	8
	7B	Private Agency	0	0	0	0
	7C	Private Attorney	10	13	10	11
	7D	Pro Per	0	1	0	0
	7E	Other County Attorney	2	0	2	0
	7F	Other Children Adoption	0	1	0	1

(Continued)

Superior Court

Case Activity by Fiscal Year

GILA COUNTY, _

DOMESTIC RELATIONS

			<i>FILINGS</i>		<i>TERMINATIONS</i>	
			<i>Fiscal Year</i>		<i>Fiscal Year</i>	
			<i>2020</i>	<i>2021</i>	<i>2020</i>	<i>2021</i>
<i>Section</i>	<i>Line Number</i>	<i>Case Type</i>				
<i>8 Domestic Violence/Harassment</i>	<i>8A</i>	<i>Civil Emergency Order of Protection</i>	0	0	0	0
	<i>8B</i>	<i>Civil Order of Protection</i>	79	48	66	46
	<i>8C</i>	<i>Civil Injunction Against Harassment</i>	7	8	6	7
<i>9 Other Domestic Relations</i>	<i>9A</i>	<i>Other Domestic Relations</i>		4		2
<i>Group Total</i>			385	336	350	326

Superior Court Case Activity by Fiscal Year

GRAHAM COUNTY, _

DOMESTIC RELATIONS

			FILINGS		TERMINATIONS	
			Fiscal Year		Fiscal Year	
			2020	2021	2020	2021
Section	Line Number	Case Type				
1 Marriage-Domestic Relations	1A	Marriage Dissolution/Divorce	172	178	169	191
	1B	Marriage Separation	3	1	3	1
	1C	Marriage Annulment	5	3	3	3
2 Paternity	2A	Paternity	8	12	11	7
3 Custody/Parenting Time	3A	Custody/Parenting Time	29	36	27	36
4 Support	4A	IV-D Intrastate	10	9	10	9
	4B	IV-D UIFSA	0	0	0	0
	4C	IV-D Other	3	0	3	0
	4D	Private (non-IV-D)	1	1	5	1
	4E	Other Support (non-divorce)	0	0	0	0
5 Visitation	5A	Visitation (non-divorce)	0	0	0	0
6 Emancipation of a Minor	6A	Emancipation of a Minor	1	1	2	0
7 Children Adoption	7A	DES	0	0	0	0
	7B	Private Agency	0	0	0	0
	7C	Private Attorney	0	1	0	1
	7D	Pro Per	0	0	0	0
	7E	Other County Attorney	0	0	0	0
	7F	Other Children Adoption	0	0	0	0

(Continued)

Superior Court

Case Activity by Fiscal Year

GRAHAM COUNTY, _

DOMESTIC RELATIONS

			<i>FILINGS</i>		<i>TERMINATIONS</i>	
			<i>Fiscal Year</i>		<i>Fiscal Year</i>	
			<i>2020</i>	<i>2021</i>	<i>2020</i>	<i>2021</i>
<i>Section</i>	<i>Line Number</i>	<i>Case Type</i>				
<i>8 Domestic Violence/Harassment</i>	<i>8A</i>	<i>Civil Emergency Order of Protection</i>	0	0	0	0
	<i>8B</i>	<i>Civil Order of Protection</i>	43	32	39	26
	<i>8C</i>	<i>Civil Injunction Against Harassment</i>	23	5	22	2
<i>9 Other Domestic Relations</i>	<i>9A</i>	<i>Other Domestic Relations</i>	0	5	0	5
<i>Group Total</i>			298	284	294	282

Superior Court Case Activity by Fiscal Year

GREENLEE COUNTY, _

DOMESTIC RELATIONS

			FILINGS		TERMINATIONS	
			Fiscal Year		Fiscal Year	
			2020	2021	2020	2021
Section	Line Number	Case Type				
1 Marriage-Domestic Relations	1A	Marriage Dissolution/Divorce	45	32	41	34
	1B	Marriage Separation	0	1	1	1
	1C	Marriage Annulment	3	1	2	1
2 Paternity	2A	Paternity	0	1	0	0
3 Custody/Parenting Time	3A	Custody/Parenting Time	10	11	10	7
4 Support	4A	IV-D Intrastate	1	1	1	0
	4B	IV-D UIFSA	0	0	0	0
	4C	IV-D Other	1	1	0	0
	4D	Private (non-IV-D)	0	0	0	0
	4E	Other Support (non-divorce)	0	0	0	0
5 Visitation	5A	Visitation (non-divorce)	0	0	0	0
6 Emancipation of a Minor	6A	Emancipation of a Minor	0	0	0	0
7 Children Adoption	7A	DES	0	0	0	0
	7B	Private Agency	0	0	0	0
	7C	Private Attorney	0	0	0	0
	7D	Pro Per	0	0	0	0
	7E	Other County Attorney	0	0	0	0
	7F	Other Children Adoption	0	0	0	0

(Continued)

Superior Court

Case Activity by Fiscal Year

GREENLEE COUNTY, _

DOMESTIC RELATIONS

			<i>FILINGS</i>		<i>TERMINATIONS</i>	
			<i>Fiscal Year</i>		<i>Fiscal Year</i>	
			<i>2020</i>	<i>2021</i>	<i>2020</i>	<i>2021</i>
<i>Section</i>	<i>Line Number</i>	<i>Case Type</i>				
<i>8 Domestic Violence/Harassment</i>	<i>8A</i>	<i>Civil Emergency Order of Protection</i>	0	0	0	0
	<i>8B</i>	<i>Civil Order of Protection</i>	12	16	8	9
	<i>8C</i>	<i>Civil Injunction Against Harassment</i>	5	11	4	8
<i>9 Other Domestic Relations</i>	<i>9A</i>	<i>Other Domestic Relations</i>		3		1
<i>Group Total</i>			77	78	67	61

Superior Court Case Activity by Fiscal Year

LA PAZ COUNTY, _

DOMESTIC RELATIONS

			FILINGS		TERMINATIONS	
			Fiscal Year		Fiscal Year	
			2020	2021	2020	2021
Section	Line Number	Case Type				
1 Marriage-Domestic Relations	1A	Marriage Dissolution/Divorce	39	51	52	45
	1B	Marriage Separation	1	1	1	2
	1C	Marriage Annulment	2	3	1	2
2 Paternity	2A	Paternity	3	2	5	1
3 Custody/Parenting Time	3A	Custody/Parenting Time	13	7	15	6
4 Support	4A	IV-D Intrastate	1	3	1	3
	4B	IV-D UIFSA	0	0	0	0
	4C	IV-D Other	0	0	1	0
	4D	Private (non-IV-D)	0	0	0	0
	4E	Other Support (non-divorce)	0	0	0	0
5 Visitation	5A	Visitation (non-divorce)	0	0	0	0
6 Emancipation of a Minor	6A	Emancipation of a Minor	0	0	0	0
7 Children Adoption	7A	DES	0	0	0	0
	7B	Private Agency	0	0	0	0
	7C	Private Attorney	0	0	0	0
	7D	Pro Per	0	0	0	0
	7E	Other County Attorney	0	0	0	0
	7F	Other Children Adoption	0	0	0	0

(Continued)

Superior Court

Case Activity by Fiscal Year

LA PAZ COUNTY, _

DOMESTIC RELATIONS

			<i>FILINGS</i>		<i>TERMINATIONS</i>	
			<i>Fiscal Year</i>		<i>Fiscal Year</i>	
			<i>2020</i>	<i>2021</i>	<i>2020</i>	<i>2021</i>
<i>Section</i>	<i>Line Number</i>	<i>Case Type</i>				
<i>8 Domestic Violence/Harassment</i>	<i>8A</i>	<i>Civil Emergency Order of Protection</i>	0	0	0	0
	<i>8B</i>	<i>Civil Order of Protection</i>	11	9	10	9
	<i>8C</i>	<i>Civil Injunction Against Harassment</i>	0	0	0	0
<i>9 Other Domestic Relations</i>	<i>9A</i>	<i>Other Domestic Relations</i>		1		0
<i>Group Total</i>			70	77	86	68

Superior Court

Case Activity by Fiscal Year

MARICOPA COUNTY, _

DOMESTIC RELATIONS

			FILINGS		TERMINATIONS	
			Fiscal Year		Fiscal Year	
			2020	2021	2020	2021
Section	Line Number	Case Type				
1 Marriage-Domestic Relations	1A	Marriage Dissolution/Divorce	16,280	16,618	15,358	17,280
	1B	Marriage Separation	433	403	385	408
	1C	Marriage Annulment	255	227	228	250
2 Paternity	2A	Paternity	2,050	1,982	1,931	1,983
3 Custody/Parenting Time	3A	Custody/Parenting Time	2,209	2,025	2,246	2,001
4 Support	4A	IV-D Intrastate	35	19	35	19
	4B	IV-D UIFSA	475	186	475	186
	4C	IV-D Other	1,626	1,248	1,663	1,448
	4D	Private (non-IV-D)	154	106	165	84
	4E	Other Support (non-divorce)	0	0	0	0
5 Visitation	5A	Visitation (non-divorce)	108	110	113	109
6 Emancipation of a Minor	6A	Emancipation of a Minor	19	24	18	11
7 Children Adoption	7A	DES	1,305	1,149	1,361	1,111
	7B	Private Agency	66	42	58	46
	7C	Private Attorney	43	38	47	36
	7D	Pro Per	466	374	470	344
	7E	Other County Attorney	238	203	148	168
	7F	Other Children Adoption	4	0	5	3

(Continued)

Superior Court Case Activity by Fiscal Year

MARICOPA COUNTY, _

DOMESTIC RELATIONS

			<i>FILINGS</i>		<i>TERMINATIONS</i>	
			<i>Fiscal Year</i>		<i>Fiscal Year</i>	
			<i>2020</i>	<i>2021</i>	<i>2020</i>	<i>2021</i>
<i>Section</i>	<i>Line Number</i>	<i>Case Type</i>				
<i>8 Domestic Violence/Harassment</i>	<i>8A</i>	<i>Civil Emergency Order of Protection</i>	52	0	52	0
	<i>8B</i>	<i>Civil Order of Protection</i>	7,255	6,850	7,175	6,679
	<i>8C</i>	<i>Civil Injunction Against Harassment</i>	1,947	1,979	1,921	1,703
<i>9 Other Domestic Relations</i>	<i>9A</i>	<i>Other Domestic Relations</i>	164	156	159	145
<i>Group Total</i>			35,184	33,739	34,013	34,014

Superior Court

Case Activity by Fiscal Year

MOHAVE COUNTY, _

DOMESTIC RELATIONS

			FILINGS		TERMINATIONS	
			Fiscal Year		Fiscal Year	
			2020	2021	2020	2021
Section	Line Number	Case Type				
1 Marriage-Domestic Relations	1A	Marriage Dissolution/Divorce	835	800	873	774
	1B	Marriage Separation	24	23	23	23
	1C	Marriage Annulment	10	13	11	16
2 Paternity	2A	Paternity	90	56	85	45
3 Custody/Parenting Time	3A	Custody/Parenting Time	158	179	148	106
4 Support	4A	IV-D Intrastate	106	70	108	66
	4B	IV-D UIFSA	0	0	0	0
	4C	IV-D Other	1	1	2	0
	4D	Private (non-IV-D)	26	15	32	14
	4E	Other Support (non-divorce)	0	0	0	0
5 Visitation	5A	Visitation (non-divorce)	0	0	0	0
6 Emancipation of a Minor	6A	Emancipation of a Minor	2	3	3	4
7 Children Adoption	7A	DES	0	0	0	0
	7B	Private Agency	0	0	0	0
	7C	Private Attorney	0	0	0	0
	7D	Pro Per	0	0	0	0
	7E	Other County Attorney	0	0	0	0
	7F	Other Children Adoption	0	0	0	0

(Continued)

Superior Court

Case Activity by Fiscal Year

MOHAVE COUNTY, _

DOMESTIC RELATIONS

			<i>FILINGS</i>		<i>TERMINATIONS</i>	
			<i>Fiscal Year</i>		<i>Fiscal Year</i>	
			<i>2020</i>	<i>2021</i>	<i>2020</i>	<i>2021</i>
<i>Section</i>	<i>Line Number</i>	<i>Case Type</i>				
<i>8 Domestic Violence/Harassment</i>	<i>8A</i>	<i>Civil Emergency Order of Protection</i>	0	0	0	0
	<i>8B</i>	<i>Civil Order of Protection</i>	391	433	347	374
	<i>8C</i>	<i>Civil Injunction Against Harassment</i>	44	68	40	57
<i>9 Other Domestic Relations</i>	<i>9A</i>	<i>Other Domestic Relations</i>		45		22
<i>Group Total</i>			1,687	1,706	1,672	1,501

Superior Court

Case Activity by Fiscal Year

NAVAJO COUNTY, _

DOMESTIC RELATIONS

			FILINGS		TERMINATIONS	
			Fiscal Year		Fiscal Year	
			2020	2021	2020	2021
Section	Line Number	Case Type				
1 Marriage-Domestic Relations	1A	Marriage Dissolution/Divorce	270	307	255	297
	1B	Marriage Separation	10	8	7	9
	1C	Marriage Annulment	3	7	0	5
2 Paternity	2A	Paternity	20	24	12	27
3 Custody/Parenting Time	3A	Custody/Parenting Time	36	51	40	39
4 Support	4A	IV-D Intrastate	64	36	69	38
	4B	IV-D UIFSA	0	0	0	0
	4C	IV-D Other	2	0	1	2
	4D	Private (non-IV-D)	2	6	9	4
	4E	Other Support (non-divorce)	0	0	0	0
5 Visitation	5A	Visitation (non-divorce)	0	0	0	0
6 Emancipation of a Minor	6A	Emancipation of a Minor	0	3	0	1
7 Children Adoption	7A	DES	0	0	0	0
	7B	Private Agency	0	0	0	0
	7C	Private Attorney	14	8	12	8
	7D	Pro Per	0	0	0	0
	7E	Other County Attorney	6	0	2	3
	7F	Other Children Adoption	1	2	1	2

(Continued)

Superior Court

Case Activity by Fiscal Year

NAVAJO COUNTY, _

DOMESTIC RELATIONS

			<i>FILINGS</i>		<i>TERMINATIONS</i>	
			<i>Fiscal Year</i>		<i>Fiscal Year</i>	
			<i>2020</i>	<i>2021</i>	<i>2020</i>	<i>2021</i>
<i>Section</i>	<i>Line Number</i>	<i>Case Type</i>				
<i>8 Domestic Violence/Harassment</i>	<i>8A</i>	<i>Civil Emergency Order of Protection</i>	0	0	0	0
	<i>8B</i>	<i>Civil Order of Protection</i>	44	78	34	57
	<i>8C</i>	<i>Civil Injunction Against Harassment</i>	13	10	12	7
<i>9 Other Domestic Relations</i>	<i>9A</i>	<i>Other Domestic Relations</i>		0		0
<i>Group Total</i>			485	540	454	499

Superior Court

Case Activity by Fiscal Year

PIMA COUNTY, _

DOMESTIC RELATIONS

			FILINGS		TERMINATIONS	
			Fiscal Year		Fiscal Year	
			2020	2021	2020	2021
Section	Line Number	Case Type				
1 Marriage-Domestic Relations	1A	Marriage Dissolution/Divorce	3,105	3,879	3,116	3,743
	1B	Marriage Separation	63	87	64	82
	1C	Marriage Annulment	40	42	42	50
2 Paternity	2A	Paternity	1,065	1,112	1,347	1,192
3 Custody/Parenting Time	3A	Custody/Parenting Time	68	77	71	74
4 Support	4A	IV-D Intrastate	56	38	96	49
	4B	IV-D UIFSA	116	57	171	43
	4C	IV-D Other	0	0	0	0
	4D	Private (non-IV-D)	35	39	38	38
	4E	Other Support (non-divorce)	0	0	0	0
5 Visitation	5A	Visitation (non-divorce)	0	0	0	0
6 Emancipation of a Minor	6A	Emancipation of a Minor	0	0	0	0
7 Children Adoption	7A	DES	0	0	0	0
	7B	Private Agency	1	0	1	0
	7C	Private Attorney	462	363	477	276
	7D	Pro Per	1	0	0	0
	7E	Other County Attorney	4	0	1	0
	7F	Other Children Adoption	0	0	0	0

(Continued)

Superior Court

Case Activity by Fiscal Year

PIMA COUNTY, _

DOMESTIC RELATIONS

			<i>FILINGS</i>		<i>TERMINATIONS</i>	
			<i>Fiscal Year</i>		<i>Fiscal Year</i>	
			<i>2020</i>	<i>2021</i>	<i>2020</i>	<i>2021</i>
<i>Section</i>	<i>Line Number</i>	<i>Case Type</i>				
<i>8 Domestic Violence/Harassment</i>	<i>8A</i>	<i>Civil Emergency Order of Protection</i>	0	0	0	1
	<i>8B</i>	<i>Civil Order of Protection</i>	1,810	1,853	2,285	2,168
	<i>8C</i>	<i>Civil Injunction Against Harassment</i>	561	528	623	706
<i>9 Other Domestic Relations</i>	<i>9A</i>	<i>Other Domestic Relations</i>	7,388	8,076	8,332	8,423
<i>Group Total</i>			14,775	16,151	16,664	16,845

Superior Court Case Activity by Fiscal Year

PINAL COUNTY, _

DOMESTIC RELATIONS

			FILINGS		TERMINATIONS	
			Fiscal Year		Fiscal Year	
			2020	2021	2020	2021
Section	Line Number	Case Type				
1 Marriage-Domestic Relations	1A	Marriage Dissolution/Divorce	1,193	1,236	1,215	1,107
	1B	Marriage Separation	28	34	33	25
	1C	Marriage Annulment	18	14	21	10
2 Paternity	2A	Paternity	190	132	164	112
3 Custody/Parenting Time	3A	Custody/Parenting Time	255	269	256	183
4 Support	4A	IV-D Intrastate	203	154	187	129
	4B	IV-D UIFSA	0	0	0	0
	4C	IV-D Other	10	14	8	8
	4D	Private (non-IV-D)	15	11	12	5
	4E	Other Support (non-divorce)	0	0	0	0
5 Visitation	5A	Visitation (non-divorce)	0	0	0	0
6 Emancipation of a Minor	6A	Emancipation of a Minor	3	2	3	2
7 Children Adoption	7A	DES	0	0	0	0
	7B	Private Agency	0	0	0	0
	7C	Private Attorney	12	0	12	2
	7D	Pro Per	0	0	0	0
	7E	Other County Attorney	2	0	2	0
	7F	Other Children Adoption	0	0	0	0

(Continued)

Superior Court

Case Activity by Fiscal Year

PINAL COUNTY, _

DOMESTIC RELATIONS

			<i>FILINGS</i>		<i>TERMINATIONS</i>	
			<i>Fiscal Year</i>		<i>Fiscal Year</i>	
			<i>2020</i>	<i>2021</i>	<i>2020</i>	<i>2021</i>
<i>Section</i>	<i>Line Number</i>	<i>Case Type</i>				
<i>8 Domestic Violence/Harassment</i>	<i>8A</i>	<i>Civil Emergency Order of Protection</i>	0	0	0	0
	<i>8B</i>	<i>Civil Order of Protection</i>	517	531	421	350
	<i>8C</i>	<i>Civil Injunction Against Harassment</i>	163	146	120	85
<i>9 Other Domestic Relations</i>	<i>9A</i>	<i>Other Domestic Relations</i>		17		14
<i>Group Total</i>			2,609	2,560	2,454	2,032

Superior Court Case Activity by Fiscal Year

SANTA CRUZ COUNTY, _

DOMESTIC RELATIONS

			FILINGS		TERMINATIONS	
			Fiscal Year		Fiscal Year	
			2020	2021	2020	2021
Section	Line Number	Case Type				
1 Marriage-Domestic Relations	1A	Marriage Dissolution/Divorce	167	204	174	189
	1B	Marriage Separation	0	1	0	0
	1C	Marriage Annulment	4	0	5	1
2 Paternity	2A	Paternity	19	15	27	9
3 Custody/Parenting Time	3A	Custody/Parenting Time	29	32	26	29
4 Support	4A	IV-D Intrastate	33	18	50	17
	4B	IV-D UIFSA	0	0	0	0
	4C	IV-D Other	8	12	3	12
	4D	Private (non-IV-D)	6	9	4	7
	4E	Other Support (non-divorce)	0	0	0	0
5 Visitation	5A	Visitation (non-divorce)	0	0	0	0
6 Emancipation of a Minor	6A	Emancipation of a Minor	0	0	0	0
7 Children Adoption	7A	DES	8	8	8	8
	7B	Private Agency	0	0	0	0
	7C	Private Attorney	2	3	1	1
	7D	Pro Per	5	3	2	5
	7E	Other County Attorney	0	0	0	0
	7F	Other Children Adoption	0	0	0	0

(Continued)

Superior Court Case Activity by Fiscal Year

SANTA CRUZ COUNTY, _

DOMESTIC RELATIONS

			<i>FILINGS</i>		<i>TERMINATIONS</i>	
			<i>Fiscal Year</i>		<i>Fiscal Year</i>	
			<i>2020</i>	<i>2021</i>	<i>2020</i>	<i>2021</i>
<i>Section</i>	<i>Line Number</i>	<i>Case Type</i>				
<i>8 Domestic Violence/Harassment</i>	<i>8A</i>	<i>Civil Emergency Order of Protection</i>	0	0	0	0
	<i>8B</i>	<i>Civil Order of Protection</i>	110	45	106	40
	<i>8C</i>	<i>Civil Injunction Against Harassment</i>	46	25	41	21
<i>9 Other Domestic Relations</i>	<i>9A</i>	<i>Other Domestic Relations</i>		0		0
<i>Group Total</i>			437	375	447	339

Superior Court Case Activity by Fiscal Year

YAVAPAI COUNTY, _

DOMESTIC RELATIONS

			FILINGS		TERMINATIONS	
			Fiscal Year		Fiscal Year	
			2020	2021	2020	2021
Section	Line Number	Case Type				
1 Marriage-Domestic Relations	1A	Marriage Dissolution/Divorce	874	856	954	836
	1B	Marriage Separation	33	25	37	27
	1C	Marriage Annulment	14	12	15	13
2 Paternity	2A	Paternity	89	67	71	59
3 Custody/Parenting Time	3A	Custody/Parenting Time	114	133	114	98
4 Support	4A	IV-D Intrastate	84	51	86	46
	4B	IV-D UIFSA	0	0	0	0
	4C	IV-D Other	7	7	6	5
	4D	Private (non-IV-D)	20	10	23	11
	4E	Other Support (non-divorce)	0	0	0	0
5 Visitation	5A	Visitation (non-divorce)	0	0	0	0
6 Emancipation of a Minor	6A	Emancipation of a Minor	6	5	6	4
7 Children Adoption	7A	DES	0	0	0	0
	7B	Private Agency	0	0	0	0
	7C	Private Attorney	1	0	2	0
	7D	Pro Per	0	0	0	0
	7E	Other County Attorney	0	0	0	0
	7F	Other Children Adoption	0	0	0	0

(Continued)

Superior Court

Case Activity by Fiscal Year

YAVAPAI COUNTY, _

DOMESTIC RELATIONS

			<i>FILINGS</i>		<i>TERMINATIONS</i>	
			<i>Fiscal Year</i>		<i>Fiscal Year</i>	
			<i>2020</i>	<i>2021</i>	<i>2020</i>	<i>2021</i>
<i>Section</i>	<i>Line Number</i>	<i>Case Type</i>				
<i>8 Domestic Violence/Harassment</i>	<i>8A</i>	<i>Civil Emergency Order of Protection</i>	0	0	0	0
	<i>8B</i>	<i>Civil Order of Protection</i>	285	269	223	158
	<i>8C</i>	<i>Civil Injunction Against Harassment</i>	72	67	58	35
<i>9 Other Domestic Relations</i>	<i>9A</i>	<i>Other Domestic Relations</i>		8		6
<i>Group Total</i>			1,599	1,510	1,595	1,298

Superior Court Case Activity by Fiscal Year

YUMA COUNTY, _

DOMESTIC RELATIONS

			FILINGS		TERMINATIONS	
			Fiscal Year		Fiscal Year	
			2020	2021	2020	2021
Section	Line Number	Case Type				
1 Marriage-Domestic Relations	1A	Marriage Dissolution/Divorce	738	852	821	760
	1B	Marriage Separation	9	12	6	11
	1C	Marriage Annulment	12	8	7	9
2 Paternity	2A	Paternity	82	76	99	60
3 Custody/Parenting Time	3A	Custody/Parenting Time	88	111	100	73
4 Support	4A	IV-D Intrastate	316	147	316	166
	4B	IV-D UIFSA	0	0	0	0
	4C	IV-D Other	5	11	5	5
	4D	Private (non-IV-D)	0	3	1	1
	4E	Other Support (non-divorce)	0	0	0	0
5 Visitation	5A	Visitation (non-divorce)	0	0	0	0
6 Emancipation of a Minor	6A	Emancipation of a Minor	0	0	0	0
7 Children Adoption	7A	DES	0	0	0	0
	7B	Private Agency	0	0	0	0
	7C	Private Attorney	20	7	18	11
	7D	Pro Per	0	0	0	0
	7E	Other County Attorney	8	5	14	13
	7F	Other Children Adoption	0	0	0	0

(Continued)

Superior Court

Case Activity by Fiscal Year

YUMA COUNTY, _

DOMESTIC RELATIONS

			<i>FILINGS</i>		<i>TERMINATIONS</i>	
			<i>Fiscal Year</i>		<i>Fiscal Year</i>	
			<i>2020</i>	<i>2021</i>	<i>2020</i>	<i>2021</i>
<i>Section</i>	<i>Line Number</i>	<i>Case Type</i>				
<i>8 Domestic Violence/Harassment</i>	<i>8A</i>	<i>Civil Emergency Order of Protection</i>	0	0	0	0
	<i>8B</i>	<i>Civil Order of Protection</i>	517	498	461	394
	<i>8C</i>	<i>Civil Injunction Against Harassment</i>	238	219	202	144
<i>9 Other Domestic Relations</i>	<i>9A</i>	<i>Other Domestic Relations</i>		4		4
<i>Group Total</i>			2,033	1,953	2,050	1,651

Superior Court

Case Activity by Fiscal Year

ARIZONA STATEWIDE TOTAL, _

JUVENILE

			FILINGS		TERMINATIONS	
			Fiscal Year		Fiscal Year	
			2020	2021	2020	2021
Section	Line Number	Case Type				
1 Juvenile	11A	Juvenile Dependency	5,799	5,509	5,692	5,458
	12A	Juvenile Delinquent /Incorrigible	6,906	4,522	7,562	5,472
Group Total			12,705	10,031	13,254	10,930

Superior Court Case Activity by Fiscal Year

RURAL COUNTIES, _

JUVENILE

			<i>FILINGS</i>		<i>TERMINATIONS</i>	
			<i>Fiscal Year</i>		<i>Fiscal Year</i>	
			<i>2020</i>	<i>2021</i>	<i>2020</i>	<i>2021</i>
<i>Section</i>	<i>Line Number</i>	<i>Case Type</i>				
<i>1 Juvenile</i>	11A	<i>Juvenile Dependency</i>	1,323	1,192	1,158	1,140
	12A	<i>Juvenile Delinquent /Incorrigible</i>	2,795	1,951	3,125	2,310
<i>Group Total</i>			4,118	3,143	4,283	3,450

Superior Court Case Activity by Fiscal Year

URBAN COUNTIES, _

JUVENILE

			<i>FILINGS</i>		<i>TERMINATIONS</i>	
			<i>Fiscal Year</i>		<i>Fiscal Year</i>	
			<i>2020</i>	<i>2021</i>	<i>2020</i>	<i>2021</i>
<i>Section</i>	<i>Line Number</i>	<i>Case Type</i>				
<i>1 Juvenile</i>	11A	<i>Juvenile Dependency</i>	4,476	4,317	4,534	4,318
	12A	<i>Juvenile Delinquent /Incorrigible</i>	4,111	2,571	4,437	3,162
<i>Group Total</i>			8,587	6,888	8,971	7,480

Superior Court

Case Activity by Fiscal Year

APACHE COUNTY, _

JUVENILE

_

			<i>FILINGS</i>		<i>TERMINATIONS</i>	
			<i>Fiscal Year</i>		<i>Fiscal Year</i>	
			<i>2020</i>	<i>2021</i>	<i>2020</i>	<i>2021</i>
<i>Section</i>	<i>Line Number</i>	<i>Case Type</i>				
<i>1 Juvenile</i>	11A	<i>Juvenile Dependency</i>	16	16	12	8
	12A	<i>Juvenile Delinquent /Incorrigible</i>	36	29	39	21
<i>Group Total</i>			52	45	51	29

Superior Court Case Activity by Fiscal Year

COCHISE COUNTY, _

JUVENILE

			<i>FILINGS</i>		<i>TERMINATIONS</i>	
			<i>Fiscal Year</i>		<i>Fiscal Year</i>	
			<i>2020</i>	<i>2021</i>	<i>2020</i>	<i>2021</i>
<i>Section</i>	<i>Line Number</i>	<i>Case Type</i>				
<i>1 Juvenile</i>	11A	<i>Juvenile Dependency</i>	88	90	82	90
	12A	<i>Juvenile Delinquent /Incorrigible</i>	157	112	171	119
<i>Group Total</i>			245	202	253	209

Superior Court

Case Activity by Fiscal Year

COCONINO COUNTY, _

JUVENILE

			<i>FILINGS</i>		<i>TERMINATIONS</i>	
			<i>Fiscal Year</i>		<i>Fiscal Year</i>	
			<i>2020</i>	<i>2021</i>	<i>2020</i>	<i>2021</i>
<i>Section</i>	<i>Line Number</i>	<i>Case Type</i>				
<i>1 Juvenile</i>	11A	<i>Juvenile Dependency</i>	79	63	71	48
	12A	<i>Juvenile Delinquent /Incorrigible</i>	184	73	217	108
<i>Group Total</i>			263	136	288	156

Superior Court

Case Activity by Fiscal Year

GILA COUNTY, _ JUVENILE _

			<i>FILINGS</i>		<i>TERMINATIONS</i>	
			<i>Fiscal Year</i>		<i>Fiscal Year</i>	
			<i>2020</i>	<i>2021</i>	<i>2020</i>	<i>2021</i>
<i>Section</i>	<i>Line Number</i>	<i>Case Type</i>				
<i>1 Juvenile</i>	11A	<i>Juvenile Dependency</i>	86	57	49	76
	12A	<i>Juvenile Delinquent /Incorrigible</i>	150	82	161	109
<i>Group Total</i>			236	139	210	185

Superior Court Case Activity by Fiscal Year

GRAHAM COUNTY, _

JUVENILE

			<i>FILINGS</i>		<i>TERMINATIONS</i>	
			<i>Fiscal Year</i>		<i>Fiscal Year</i>	
			<i>2020</i>	<i>2021</i>	<i>2020</i>	<i>2021</i>
<i>Section</i>	<i>Line Number</i>	<i>Case Type</i>				
<i>1 Juvenile</i>	11A	<i>Juvenile Dependency</i>	20	22	22	17
	12A	<i>Juvenile Delinquent /Incorrigible</i>	149	161	165	161
<i>Group Total</i>			169	183	187	178

Superior Court

Case Activity by Fiscal Year

GREENLEE COUNTY, _

JUVENILE

			<i>FILINGS</i>		<i>TERMINATIONS</i>	
			<i>Fiscal Year</i>		<i>Fiscal Year</i>	
			<i>2020</i>	<i>2021</i>	<i>2020</i>	<i>2021</i>
<i>Section</i>	<i>Line Number</i>	<i>Case Type</i>				
<i>1 Juvenile</i>	11A	<i>Juvenile Dependency</i>	3	5	1	0
	12A	<i>Juvenile Delinquent /Incorrigible</i>	15	14	1	7
<i>Group Total</i>			18	19	2	7

Superior Court

Case Activity by Fiscal Year

LA PAZ COUNTY, _

JUVENILE

_

			<i>FILINGS</i>		<i>TERMINATIONS</i>	
			<i>Fiscal Year</i>		<i>Fiscal Year</i>	
			<i>2020</i>	<i>2021</i>	<i>2020</i>	<i>2021</i>
<i>Section</i>	<i>Line Number</i>	<i>Case Type</i>				
<i>1 Juvenile</i>	11A	<i>Juvenile Dependency</i>	24	19	27	15
	12A	<i>Juvenile Delinquent /Incorrigible</i>	16	9	15	5
<i>Group Total</i>			40	28	42	20

Superior Court

Case Activity by Fiscal Year

MARICOPA COUNTY, _

JUVENILE

			<i>FILINGS</i>		<i>TERMINATIONS</i>	
			<i>Fiscal Year</i>		<i>Fiscal Year</i>	
			<i>2020</i>	<i>2021</i>	<i>2020</i>	<i>2021</i>
<i>Section</i>	<i>Line Number</i>	<i>Case Type</i>				
<i>1 Juvenile</i>	11A	<i>Juvenile Dependency</i>	3,285	3,112	3,515	3,252
	12A	<i>Juvenile Delinquent /Incorrigible</i>	3,097	1,984	3,355	2,418
<i>Group Total</i>			6,382	5,096	6,870	5,670

Superior Court

Case Activity by Fiscal Year

MOHAVE COUNTY, _

JUVENILE

			<i>FILINGS</i>		<i>TERMINATIONS</i>	
			<i>Fiscal Year</i>		<i>Fiscal Year</i>	
			<i>2020</i>	<i>2021</i>	<i>2020</i>	<i>2021</i>
<i>Section</i>	<i>Line Number</i>	<i>Case Type</i>				
<i>1 Juvenile</i>	11A	<i>Juvenile Dependency</i>	252	237	232	235
	12A	<i>Juvenile Delinquent /Incorrigible</i>	321	206	374	199
<i>Group Total</i>			573	443	606	434

Superior Court

Case Activity by Fiscal Year

NAVAJO COUNTY, _

JUVENILE

_

			<i>FILINGS</i>		<i>TERMINATIONS</i>	
			<i>Fiscal Year</i>		<i>Fiscal Year</i>	
			<i>2020</i>	<i>2021</i>	<i>2020</i>	<i>2021</i>
<i>Section</i>	<i>Line Number</i>	<i>Case Type</i>				
<i>1 Juvenile</i>	11A	<i>Juvenile Dependency</i>	40	34	54	33
	12A	<i>Juvenile Delinquent /Incorrigible</i>	164	133	182	146
<i>Group Total</i>			204	167	236	179

Superior Court Case Activity by Fiscal Year

PIMA COUNTY, _

JUVENILE

_

			<i>FILINGS</i>		<i>TERMINATIONS</i>	
			<i>Fiscal Year</i>		<i>Fiscal Year</i>	
			<i>2020</i>	<i>2021</i>	<i>2020</i>	<i>2021</i>
<i>Section</i>	<i>Line Number</i>	<i>Case Type</i>				
<i>1 Juvenile</i>	11A	<i>Juvenile Dependency</i>	1,191	1,205	1,019	1,066
	12A	<i>Juvenile Delinquent /Incorrigible</i>	1,014	587	1,082	744
<i>Group Total</i>			2,205	1,792	2,101	1,810

Superior Court Case Activity by Fiscal Year

PINAL COUNTY, _

JUVENILE

			<i>FILINGS</i>		<i>TERMINATIONS</i>	
			<i>Fiscal Year</i>		<i>Fiscal Year</i>	
			<i>2020</i>	<i>2021</i>	<i>2020</i>	<i>2021</i>
<i>Section</i>	<i>Line Number</i>	<i>Case Type</i>				
<i>1 Juvenile</i>	11A	<i>Juvenile Dependency</i>	437	395	380	369
	12A	<i>Juvenile Delinquent /Incorrigible</i>	541	323	581	447
<i>Group Total</i>			978	718	961	816

Superior Court

Case Activity by Fiscal Year

SANTA CRUZ COUNTY, _

JUVENILE

			<i>FILINGS</i>		<i>TERMINATIONS</i>	
			<i>Fiscal Year</i>		<i>Fiscal Year</i>	
			<i>2020</i>	<i>2021</i>	<i>2020</i>	<i>2021</i>
<i>Section</i>	<i>Line Number</i>	<i>Case Type</i>				
<i>1 Juvenile</i>	11A	<i>Juvenile Dependency</i>	19	24	20	24
	12A	<i>Juvenile Delinquent /Incorrigible</i>	117	61	137	66
<i>Group Total</i>			136	85	157	90

Superior Court Case Activity by Fiscal Year

YAVAPAI COUNTY, _

JUVENILE

			<i>FILINGS</i>		<i>TERMINATIONS</i>	
			<i>Fiscal Year</i>		<i>Fiscal Year</i>	
			<i>2020</i>	<i>2021</i>	<i>2020</i>	<i>2021</i>
<i>Section</i>	<i>Line Number</i>	<i>Case Type</i>				
<i>1 Juvenile</i>	11A	<i>Juvenile Dependency</i>	188	151	132	164
	12A	<i>Juvenile Delinquent /Incorrigible</i>	386	366	445	405
<i>Group Total</i>			574	517	577	569

Superior Court Case Activity by Fiscal Year

YUMA COUNTY, _

JUVENILE

			<i>FILINGS</i>		<i>TERMINATIONS</i>	
			<i>Fiscal Year</i>		<i>Fiscal Year</i>	
			<i>2020</i>	<i>2021</i>	<i>2020</i>	<i>2021</i>
<i>Section</i>	<i>Line Number</i>	<i>Case Type</i>				
<i>1 Juvenile</i>	11A	<i>Juvenile Dependency</i>	71	79	76	61
	12A	<i>Juvenile Delinquent /Incorrigible</i>	559	382	637	517
<i>Group Total</i>			630	461	713	578