

**Appellate Courts
Fiscal Year 2022
Case Activity**

Case filings and dispositions for Arizona's appellate courts are summarized in this report. The state has two appellate courts: Supreme Court and the Court of Appeals. The Court of Appeals, which is an intermediate appellate court established as the first level of appeal up from the superior courts, has two divisions: Division One in Phoenix and Division Two in Tucson.

The state appellate courts have jurisdiction to review trials and decisions appealed to them. Most appeals come from the superior court, except for death penalty appeals and some cases involving elected officials and disputes between counties, which go directly to the Supreme Court. To appeal a decision from the court of appeals, the appellant must file a Petition for Review requesting a Supreme Court hearing. The Supreme Court justices evaluate the petitions for review and decide whether they will review the case.

Filings, terminations and pending caseloads summarized for the Supreme Court and Division One and Division Two of the Appellate Court.

Table of Contents

Overview	i
Table of Contents.....	ii
List of Figures	iii
List of Tables	iv
Abbreviations	v
Supreme Court	01
Cases on File.....	02
Cases Terminated.....	03
Other Cases.....	04
State Bar Matters.....	05
State Bar Activity.....	06
Division One	07
Cases on File.....	09
Cases Terminated.....	10
Division Two	11
Cases on File.....	13
Cases Terminated.....	14

List of Figures

Figure	Page
1. Supreme Court Annual Case Activity FY 2018-2022 Cases Filed and Terminated.....	01
2. Percent Distribution of Filings in the Court of Appeals, Division One FY 2022.....	08
3. Division One Annual Case Activity FY 2018-2022 Cases Filed and Terminated.....	08
4. Percent Distribution of Filings in the Court of Appeals, Division Two FY 2022.....	11
5. Division Two Annual Case Activity FY 2018-2022 Cases Filed and Terminated.....	12

List of Tables

Tables	Page
Supreme Court Filed Cases.....	02
Supreme Court Terminated Cases.....	03
Supreme Court Other Cases Filed Cases.....	04
Supreme Court Other Terminated Cases.....	04
State Bar Filed Matters.....	05
State Bar Terminated Matters.....	05
State Bar Activity.....	06
Appellate Court Division One Filed Cases.....	09
Appellate Court Division One Terminated Cases.....	10
Appellate Court Division Two Filed Cases.....	13
Appellate Court Division Two Terminated Cases.....	14

ABBREVIATIONS
(Appellate)

App. Sp. Examiner	Appointment of Special Examiner
Corp. Comm/ Electr Power.....	Corporation Commission/Electrical Power
Decis	Decisions
Disb.....	Disability
Exam/Admiss.....	Examination/Admission
Extraord.....	Extraordinary
Ind. Comm.	Industrial Commission
Memo	Memorandum
MH Sexual Predator.....	Mental Health Sexual Predator
Pet Rev/PR.....	Petition for Review
Post-Conv. Relief.....	Post-Conviction Relief
Resig..	Resignation
Settlement Conf.	Settlement Conference
SP Action-Other.....	Special Action - Other
Stat. Adj.	Statistical Adjustment
Term.....	Terminated
WCIR.....	Water Case in Review

SUPREME COURT
Narrative Summary

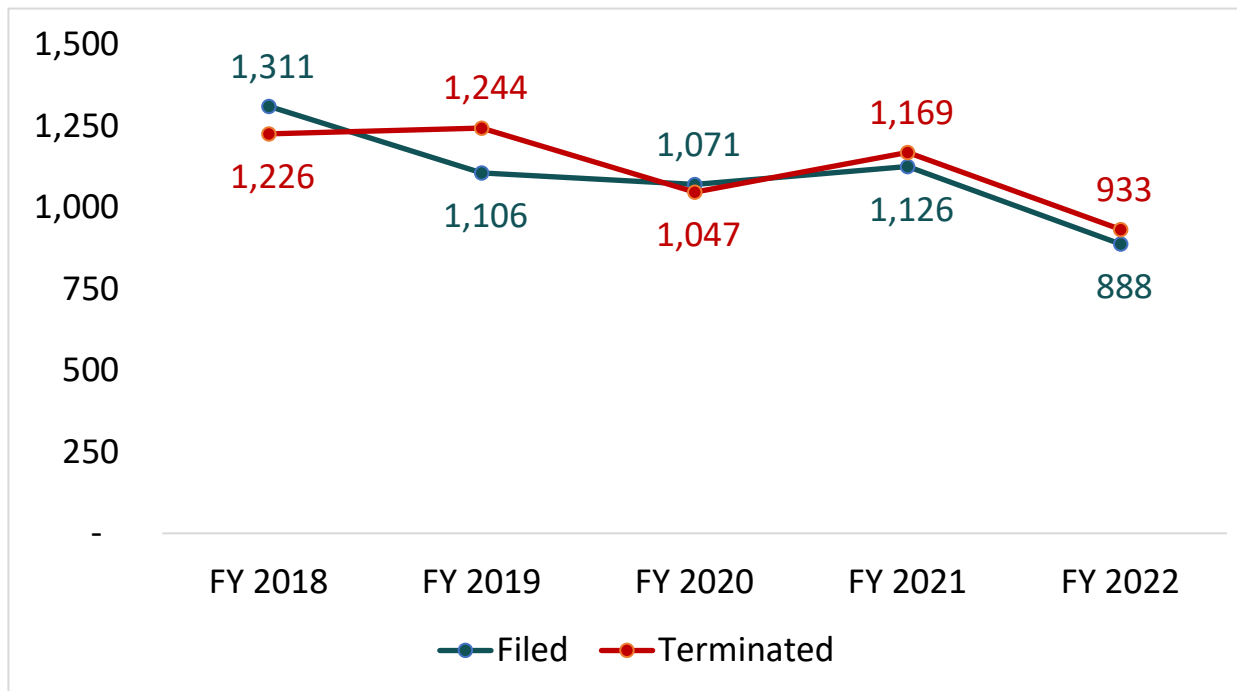
Filings

During fiscal year 2022, 888 cases were filed in the Supreme Court, a decrease of 21.1% from the 1,126 cases filed during FY 2021. The total petitions for review decreased from 774 in FY 2021 to 597 in FY 2022, a decrease of 22.9%. Special action case filings also decreased, from 127 in FY 2021 to 104 in FY 2022, down 18.1%.

Terminations & Pending Caseloads

The Supreme Court disposed of 933 cases during FY 2022, a decrease of 20.2% compared to the 1,169 terminated the previous fiscal year. The number of cases pending at the end of the fiscal year decreased 9.3% from 441 at the end of FY 2021 to 400 at the end of FY 2022. Detailed breakdowns of “State Bar Matters” and “All Other Cases” and a State Bar Activity Report follow the filings and terminations summaries in this publication.

Figure 1
Supreme Court Annual Case Activity FY 2018-2022 Cases Filed and Terminated



Note. Cases filed are original filing only; cases terminated do not include transfers out.

CASES FILED ARE ORIGINAL FILINGS ONLY.
CASES TERMINATED DO NOT INCLUDE TRANSFERS OUT.

SUPREME COURT CASE ACTIVITY
FISCAL YEAR 2022

ALL CASES ON FILE

TYPE OF ACTION	PENDING 7/1/2021	CASES FILED	REIN- STATED	TRANS- FER IN	TRANS- FER OUT	STAT ADJ	TOTAL CASES ON FILE	FISCAL YEAR 2021	
								PENDING 7/1/2020	CASES FILED
CIVIL APPEALS	1	8	0	0	0	0	9	3	14
CRIMINAL APPEALS	6	1	0	0	0	0	7	7	0
POST-CONV RELIEF	9	3	0	0	0	0	12	16	7
SPECIAL ACTION	4	41	0	0	0	0	45	5	29
SP ACTION-OTHER	1	63	0	0	0	0	64	31	98
STATE BAR MATTERS	19	92	0	0	0	0	111	15	109
HABEAS CORPUS	4	26	1	0	0	0	31	32	31
RULE 28	45	43	0	0	0	0	88	48	45
ALL OTHER CASES	15	14	0	0	0	0	29	16	19
SUBTOTAL	104	291	1	0	0	0	396	173	352
PET REV-CIVIL	128	215	1	0	0	0	344	113	256
PET REV-CRIMINAL	191	329	2	0	0	0	522	185	466
PET REV-IND COMM	3	9	0	0	0	0	12	3	5
PET REV-JUVENILE	10	38	0	0	0	0	48	11	42
PET REV-TAX	5	6	0	0	0	0	11	1	5
SUBTOTAL	337	597	3	0	0	0	937	313	774
TOTAL	441	888	4	0	0	0	1,333	486	1,126

SUPREME COURT CASE ACTIVITY
FISCAL YEAR 2022

ALL CASES TERMINATED

TYPE OF ACTION	CASES TERMINATED				TOTAL		FISCAL YEAR 2021	
	WRITTEN	MEMO	OTHER	TOTAL	PENDING	TOTAL		
	OPINION	DECIS	ORDER[1] DECIS[1]			CASES	6/30/2021	6/30/2021
CIVIL APPEALS	2	0	6	1	9	0	15	1
CRIMINAL APPEALS	2	0	0	0	2	5	2	6
POST-CONV RELIEF	0	0	6	0	6	6	14	9
SPECIAL ACTION	0	0	35	0	35	10	30	4
SP ACTION-OTHER	0	0	56	0	56	8	128	1
STATE BAR MATTERS	0	0	91	5	96	15	105	19
HABEAS CORPUS	0	0	27	0	27	4	58	4
RULE 28	0	0	45	0	45	43	48	45
ALL OTHER CASES	4	0	7	2	13	16	20	15
SUBTOTAL	8	0	273	8	289	107	420	104
PET REV-CIVIL	16	0	208	0	224	120	240	128
PET REV-CRIMINAL	7	0	364	0	371	151	460	191
PET REV-IND COMM	0	0	9	0	9	3	5	3
PET REV-JUVENILE	2	0	31	0	33	15	43	10
PET REV-TAX	3	0	4	0	7	4	1	5
SUBTOTAL	28	0	616	0	644	293	749	337
TOTAL	36	0	889	8	933	400	1,169	441

SUPREME COURT CASE ACTIVITY
FISCAL YEAR 2022

"ALL OTHER CASES" DETAIL
CASES ON FILE

TYPE OF ACTION	PENDING 7/1/2021	CASES FILED	REIN- STATED	TRANS- FER IN	TRANS- FER OUT	STAT ADJ	TOTAL CASES ON FILE	FISCAL YEAR 2021	
								PENDING 7/1/2020	CASES FILED
EXTRAORD MATTERS	9	3	0	0	0	0	12	11	8
JUDICIAL CONDUCT	0	0	0	0	0	0	0	0	0
TRANSFERS	0	5	0	0	0	0	5	0	6
WATER CASES	2	0	0	0	0	0	2	2	0
WCIR CASES	0	0	0	0	0	0	0	0	0
GRAND JURY	0	2	0	0	0	0	2	0	2
CERTIFIED QUESTION	4	4	0	0	0	0	8	3	3
ORIGINAL COMPLAINT	0	0	0	0	0	0	0	0	0
TOTAL	15	14	0	0	0	0	29	16	19

"ALL OTHER CASES" DETAIL
CASES TERMINATED

TYPE OF ACTION	CASES TERMINATED				TOTAL CASES TERM	PENDING 6/30/2022	FISCAL YEAR 2021	
	WRITTEN OPINION	MEMO DECIS	ORDER[1] DECIS[1]	OTHER DECIS[1]			TOTAL CASES TERM	PENDING 6/30/2021
EXTRAORD MATTERS	0	0	3	1	4	8	10	9
JUDICIAL CONDUCT	0	0	0	0	0	0	0	0
TRANSFERS	0	0	3	0	3	2	6	0
WATER CASES	0	0	0	0	0	2	0	2
WCIR CASES	0	0	0	0	0	0	0	0
GRAND JURY	0	0	1	1	2	0	2	0
CERTIFIED QUESTION	4	0	0	0	4	4	2	4
ORIGINAL COMPLAINT	0	0	0	0	0	4	0	0
TOTAL	4	0	7	2	13	16	20	15

SUPREME COURT CASE ACTIVITY
FISCAL YEAR 2022

"STATE BAR MATTERS" DETAIL
MATTERS ON FILE

TYPE OF MATTER	PENDING 7/1/2021	MATTERS FILED	REIN- STATED	STAT ADJ	TOTAL MATTERS ON FILE	FISCAL YEAR 2021	
						PENDING 7/1/2020	MATTERS FILED
DISCIPLINARY	0	7	0	0	7	5	1
TRANSFER TO DISB.	0	0	0	0	0	0	0
CONDITIONAL ADMISS	1	7	0	0	8	0	8
PR EXAM/ADMISS	4	28	0	0	32	2	17
APPT SP EXAMINER	0	0	0	0	0	0	0
RESIG IN GOOD STAND	1	9	0	0	10	0	9
RULE 39	0	0	0	0	0	0	0
RULE 40	0	0	0	0	0	0	0
REINSTATEMENTS	6	26	0	0	32	4	49
MISCELLANEOUS	7	15	0	0	22	4	25
TOTAL	19	92	0	0	111	15	109

"STATE BAR MATTERS" DETAIL
MATTERS TERMINATED

TYPE OF MATTER	MATTERS TERMINATED				TOTAL MATTERS PENDING TERM 6/30/2022	FISCAL YEAR 2021		
	WRITTEN	MEMO	OTHER	TOTAL		TOTAL		
	OPINION	DECIS	ORDER[1]	DECIS[1]		TERM	6/30/2021	
DISCIPLINARY	0	0	4	0	4	3	6	0
TRANSFER TO DISB	0	0	0	0	0	0	0	0
CONDITIONAL ADMISS	0	0	7	0	7	1	7	1
PR EXAM/ADMISS	0	0	29	0	29	3	15	4
APPT SP EXAMINER	0	0	0	0	0	0	0	0
RESIG IN GOOD STAND	0	0	9	0	9	1	8	1
RULE 39	0	0	0	0	0	0	0	0
RULE 40	0	0	0	0	0	0	0	0
REINSTATEMENTS	0	0	29	0	29	3	47	6
MISCELLANEOUS	0	0	13	5	18	4	22	7
TOTAL	0	0	91	5	96	15	105	19

SUPREME COURT CASE ACTIVITY
FISCAL YEAR 2022

STATE BAR ACTIVITY REPORT

TYPE OF ACTIVITY	NUMBER	FISCAL YEAR 2021 NUMBER
ADMISSIONS	0	0
ADMISSIONS BY MAIL	453	490
ADMISSIONS BY MOTION [1]	231	160
ADMISSIONS BY TRANSFER [2]	76	57
REINSTATEMENTS	76	70
SERVICE OF COMPLAINT AND SUBPOENAS	0	0
CERTIFICATE OF GOOD STANDING	945	1,043
ATTORNEYS SUSPENDED	218	228
EXPUNGED	7	2
RULE 38 (CERTIFICATIONS)	407	375
TRANSFERS TO DISABILITY	0	0
TOTAL	2,413	2,425

[1] Admissions by Motion were first reported as a separate category beginning in Fiscal Year 2010.

[2] Admissions by Transfer were first reported as a separate category beginning in Fiscal Year 2013.

COURT OF APPEALS - DIVISION ONE
Narrative Summary

Filings

Division One of the Court of Appeals experienced a 7.7% increase in case filings during fiscal year 2022. Original filings increased from 2,375 in FY 2021 to 2,557 in FY 2022. An additional 60 cases were reinstated or transferred in during the year.

Filings in the unemployment board increased by 34.9% from 249 filings in FY 2021 to 336 in FY 2022. Civil case filings increased 13.8% from FY 2021 to FY 2022.

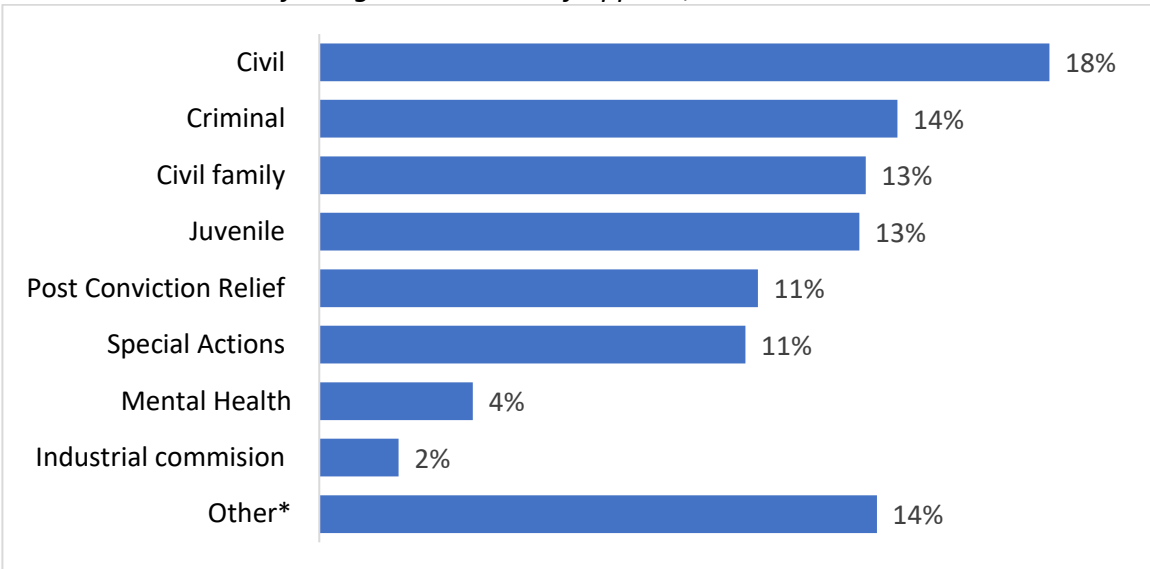
Terminations & Pending Caseloads

Total dispositions decreased 6.0%, from 2,696 in FY 2021 to 2,535 in FY 2022. The total pending caseload increased by 76 cases from 1,401 on July 1, 2021, to 1,477 on June 30, 2022.

CASES FILED ARE ORIGINAL FILINGS ONLY.
 CASES TERMINATED DO NOT INCLUDE TRANSFERS OUT.

Figure 2

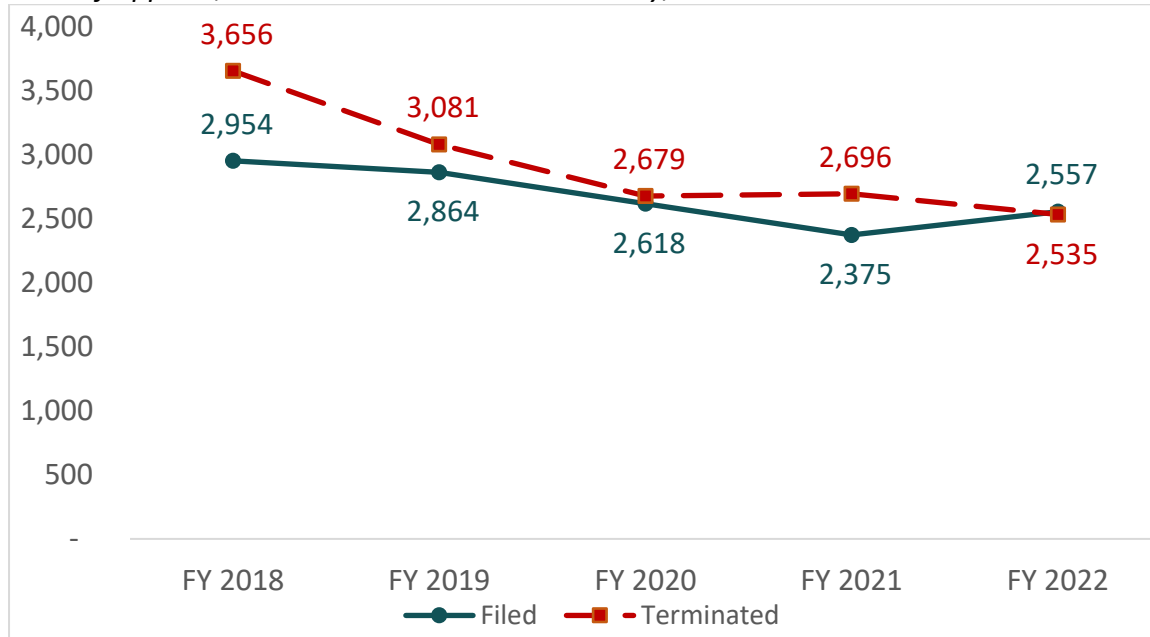
Percent Distribution of Filings in the Court of Appeals, Division One Fiscal Year 2022



*Other includes the following categories: Unemployment board, Habeas Corpus, Tax and Corporation Commission / Electrical Power cases.

Figure 3

Court of Appeals, Division One Annual Case Activity, FY 2018-2022 Cases Filed and Terminated



Note. Cases filed are original filing only; cases terminated do not include transfers out.

COURT OF APPEALS CASE ACTIVITY
 FISCAL YEAR 2022
 DIVISION ONE
 ALL CASES ON FILE

TYPE OF ACTION	PENDING 7/1/2021	CASES FILED	REIN- STATED	TRANS- FER IN	TRANS- FER OUT	STAT ADJ	TOTAL ON FILE	FISCAL YEAR 2021	
								PENDING 7/1/2020	CASES FILED
CIVIL	366	461	13	0	1	0	839	441	405
CIVIL FAMILY [1]	222	345	9	0	0	0	576	205	339
MENTAL HEALTH	17	93	0	0	0	0	110	36	99
MH SEXUAL PREDATOR	0	4	0	0	0	0	4	0	0
SPECIAL ACTIONS	67	269	8	0	0	0	344	81	264
CRIMINAL	316	365	6	0	0	0	687	500	289
POST CONV RELIEF	158	277	17	0	0	0	452	230	234
INDUSTRIAL COMMISSION	35	50	2	0	5	0	82	36	55
JUVENILE	163	341	5	0	0	0	509	153	430
HABEAS CORPUS	1	2	0	0	0	0	3	3	2
UNEMPLOYMENT BOARD	38	336	0	0	0	0	374	50	249
TAX	17	10	0	0	0	0	27	12	9
CORP COMM/ELECTR POWER	1	4	0	0	0	0	5	4	0
TOTAL	1,401	2,557	60	0	6	0	4,012	1,751	2,375

COURT OF APPEALS CASE ACTIVITY
FISCAL YEAR 2022
DIVISION ONE

ALL CASES TERMINATED

TYPE OF ACTION	CASES TERMINATED				TOTAL CASES TERM	PENDING 6/30/2022	FISCAL YEAR 2021	
	WRITTEN OPINION	MEMO DECIS	ORDER	OTHER DECIS			TOTAL CASES TERM	PENDING 6/30/2021
CIVIL	30	206	163	58	457	382	493	366
CIVIL FAMILY [1]	12	139	151	72	374	202	329	222
MENTAL HEALTH	2	5	78	1	86	24	119	17
MH SEXUAL PREDATOR	0	0	3	0	3	1	0	0
SPECIAL ACTIONS	12	10	242	10	274	70	281	67
CRIMINAL	12	222	124	6	364	323	480	316
POST-CONV RELIEF	1	184	70	12	267	185	247	158
INDUSTRIAL COMMISSION	2	23	19	3	47	35	51	35
JUVENILE	5	162	183	5	355	154	423	163
HABEAS CORPUS	0	1	1	0	2	1	4	1
UNEMPLOYMENT BOARD	0	1	292	1	294	80	262	38
TAX	5	4	1	1	11	16	4	17
CORP COMM/ELECTR POWER	0	0	1	0	1	4	3	1
TOTAL	81	957	1,328	169	2,535	1,477	2,696	1,401

[1] CIVIL FAMILY WAS FIRST REPORTED AS A SEPARATE LINE ITEM IN FY 2015 FOR DIVISION ONE AND FY 2017 FOR DIVISION TWO. IN PRIOR YEARS THIS CATEGORY WAS COMBINED WITH CIVIL.

COURT OF APPEALS - DIVISION TWO Narrative Summary

Filings

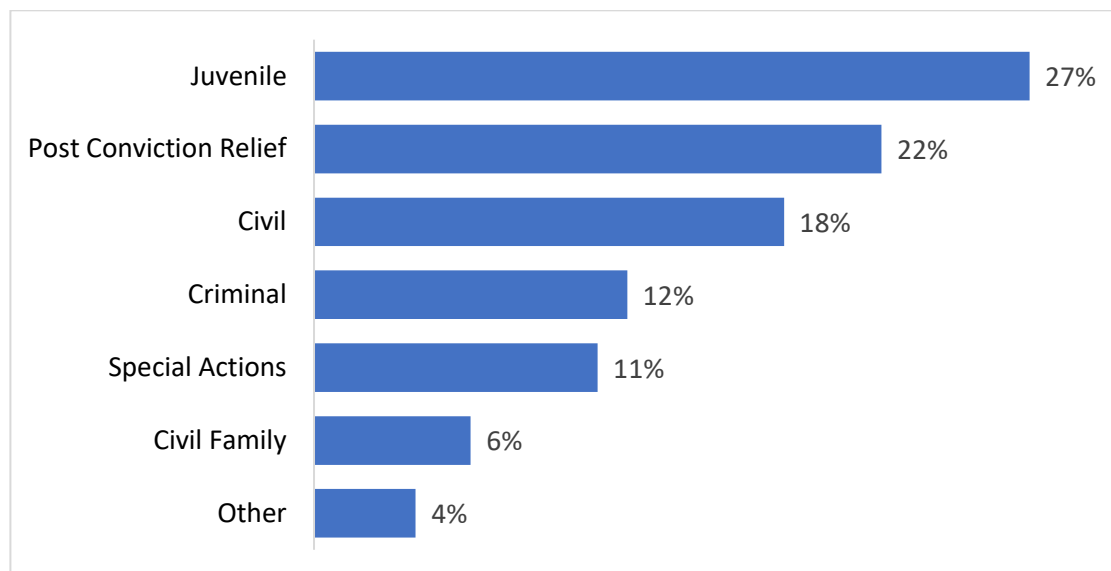
Filings in Division Two of the Court of Appeals increased 4.2% from 591 in FY 2021 to 616 in FY 2022. Additionally, there were 15 cases transferred into the court during the fiscal year. Filings in the criminal, civil family, and post-conviction relief categories increased while filings in the civil and juvenile decreased from the previous fiscal year.

Terminations & Pending Caseloads

Total terminations decreased (24.6%) from 719 in FY 2021 to 542 in FY 2022. The categories criminal and juvenile categories had the highest number of terminations. The total pending caseload increased by 66 cases, from 515 on July 1 of 2021 to 581 at the end of FY 2022, up 12.8%.

Figure 5

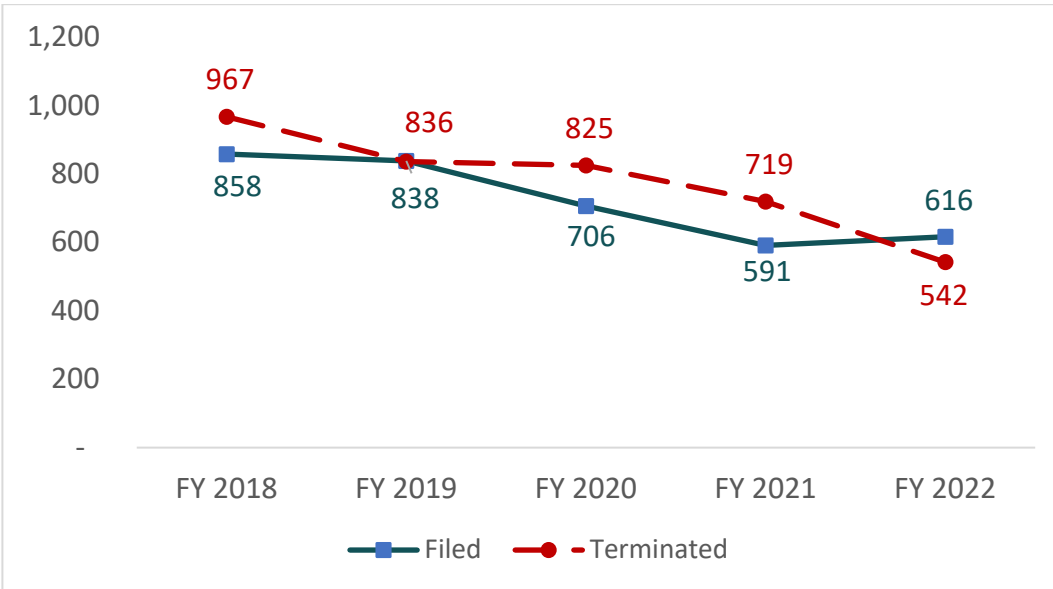
Percent Distribution of Filings in the Court of Appeals, Division Two Fiscal Year 2022



**Other* includes the following categories: Rule 29, Settlement Conf., Mental Health, Industrial Commission, Habeas Corpus and Corporation Commission*

CASES FILED ARE ORIGINAL FILINGS ONLY.
CASES TERMINATED DO NOT INCLUDE TRANSFERS OUT.

Figure 6
 Court of Appeals, Division Two Annual Case Activity, FY 2018-2022 Cases Filed and Terminated



Note. cases filed are original filing only; cases terminated do not include transfers out.

CASES FILED ARE ORIGINAL FILINGS ONLY.
 CASES TERMINATED DO NOT INCLUDE TRANSFERS OUT.

COURT OF APPEALS CASE ACTIVITY
 FISCAL YEAR 2022
 DIVISION TWO
 ALL CASES ON FILE

TYPE OF ACTION	PENDING 7/1/2021	CASES FILED	REIN- STATED	TRANS- FER IN	TRANS- FER OUT	STAT ADJ	TOTAL ON FILE	FISCAL YEAR 2021	
								PENDING 7/1/2020	CASES FILED
CIVIL	144	111	0	0	5	-7	243	130	138
RULE 29	0	0	0	0	0	0	0	0	0
SETTLEMENT CONF	0	0	0	0	0	0	0	1	0
CIVIL FAMILY [1]	33	37	0	0	0	5	75	44	26
MENTAL HEALTH	4	7	0	0	1	0	10	0	6
MH SEXUAL PREDATOR	1	1	0	0	0	0	2	1	1
SPECIAL ACTIONS	22	67	0	0	5	-2	82	24	64
CRIMINAL	142	74	0	0	4	2	214	264	48
POST CONV RELIEF	72	134	0	11	2	-2	213	96	123
INDUSTRIAL COMMISSION	8	1	0	4	0	-1	12	8	1
JUVENILE	75	169	0	0	0	-1	243	65	171
HABEAS CORPUS	14	15	0	0	0	0	29	6	13
CORP COMM/ELECTR POWER	0	0	0	0	0	0	0	0	0
TOTAL	515	616	0	15	17	-6	1,123	639	591

COURT OF APPEALS CASE ACTIVITY
FISCAL YEAR 2022
DIVISION TWO

ALL CASES TERMINATED

TYPE OF ACTION	CASES TERMINATED				TOTAL CASES TERM	PENDING 6/30/2022	FISCAL YEAR 2021	
	WRITTEN OPINION	MEMO DECIS	ORDER	OTHER DECIS			TOTAL CASES TERM	PENDING 6/30/2021
	CIVIL	6	33	1			52	92
RULE 29	0	0	0	0	0	0	0	0
SETTLEMENT CONF	0	0	0	0	0	0	0	0
CIVIL FAMILY [1]	1	13	0	23	37	38	43	33
MENTAL HEALTH	0	1	0	1	2	8	1	4
MH SEXUAL PREDATOR	1	0	0	0	1	1	1	1
SPECIAL ACTIONS	2	4	2	51	59	23	61	22
CRIMINAL	12	97	0	15	124	90	169	142
POST-CONV RELIEF	1	50	2	9	62	151	152	72
INDUSTRIAL COMMISSION	0	5	0	1	6	6	7	8
JUVENILE	0	40	0	118	158	85	161	75
HABEAS CORPUS	0	0	0	1	1	28	5	14
CORP COMM/ELECTR POWER	0	0	0	0	0	0	0	0
TOTAL	23	243	5	271	542	581	719	515

[1] CIVIL FAMILY WAS FIRST REPORTED AS A SEPARATE LINE ITEM IN FY 2015 FOR DIVISION ONE AND FY 2017 FOR DIVISION TWO. IN PRIOR YEARS THIS CATEGORY WAS COMBINED WITH CIVIL.