

## CASE ACTIVITY FOR MUNICIPAL COURTS Narrative Summary

Municipal Courts have criminal jurisdiction over misdemeanor crimes and petty offenses committed in their city or municipality. In addition, they share jurisdiction with Justice Courts over violations of state law committed within their city or municipality.

Municipal Court judges, or magistrates, hear misdemeanor criminal traffic cases such as driving under the influence of alcohol, hit-and-run and reckless driving when no serious injuries occur. They also hear civil traffic cases, and violations of city ordinances and codes, as well as issuing Orders of Protection and Injunctions Prohibiting Harassment and search warrants.

Statewide fiscal year (FY) 2020 statistics for case activity are summarized for case filings, terminations and protective orders.

### Case Filings

Case filings in the Municipal Courts, which include transfers in, decreased substantially (17.0%) from FY 2019 to FY 2020.

Criminal and civil traffic filings comprised 66.4% of all FY 2020 filings in the Municipal Courts. From FY 2019 to FY 2020, civil traffic filings and criminal traffic decreased substantially by 18.5% and 20.9%, respectively.

Misdemeanor filings (excluding criminal traffic) also decreased by 10.4% during the same time period.

### Terminations

Total terminations (including transfers out) decreased 22.3% from 1,016,684 in FY 2019 to 789,852 in FY 2020. The Municipal Courts maintained an estimated clearance rate of 100.2% during FY 2019 reflecting the courts ongoing efforts to improve case processing.

Figure 01  
*Percentage of Case Types for FY 2020 Municipal Court Filings*

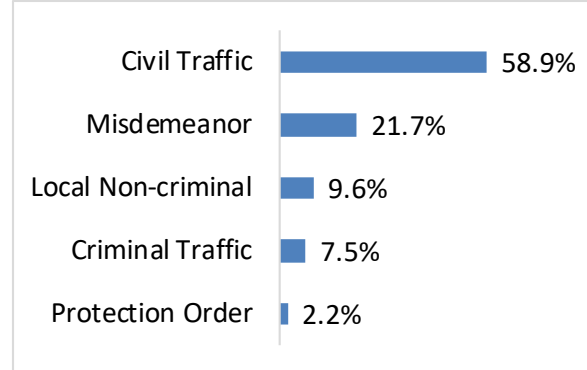
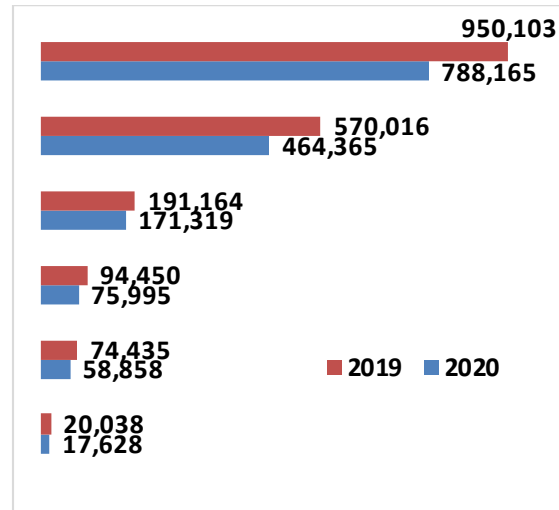


Figure 02  
*Municipal Court Case Filings for FY 2019 and FY 2020*



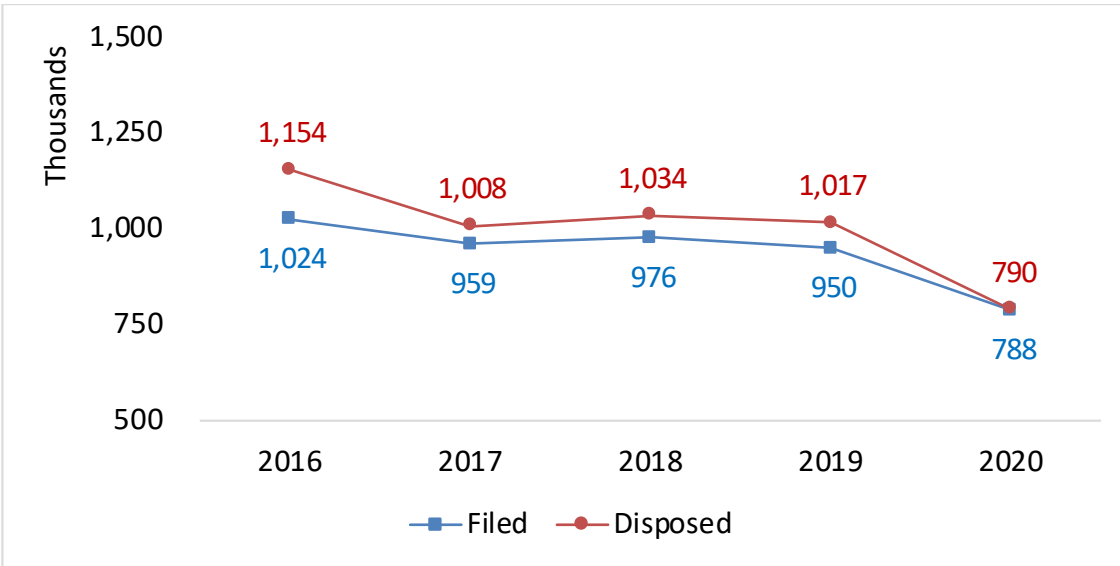
### Protective Orders

Petitions for Orders of Protection and Injunctions Against Harassment decreased 12.0% between FY 2019 and FY 2020. FY 2020 had 11.5% less filings for Orders of protection and 13.2% less filings for Injunctions Against Harassment than FY 2019.

*Note.* Case activity data can also be viewed on interactive dashboards:  
<https://www.azcourts.gov/statistics/Interactive-Data-Dashboards>

**Figure 03**

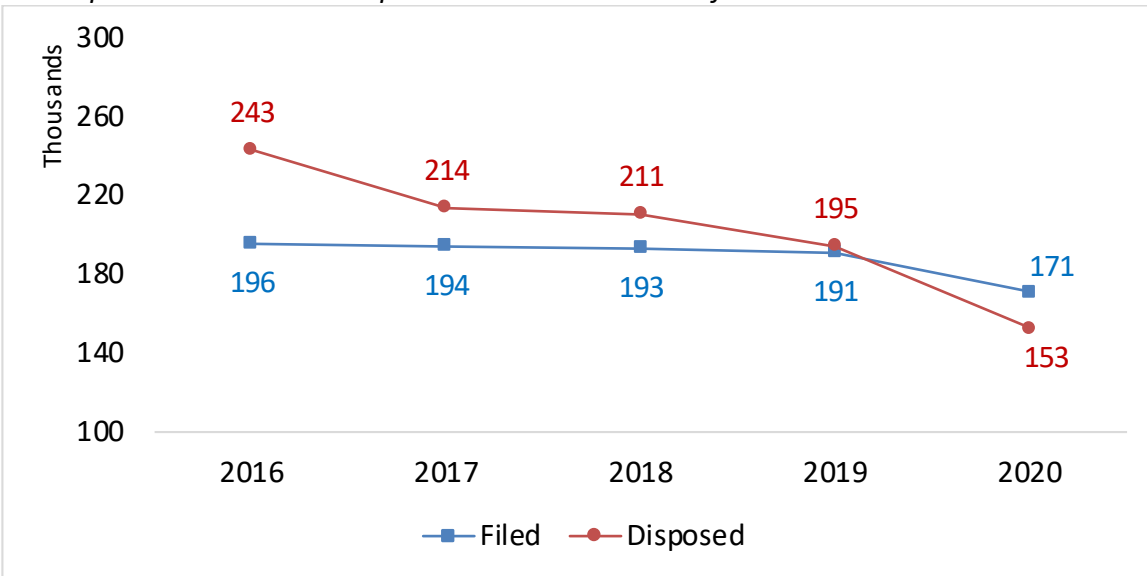
*Municipal Court Filed and Disposed Annual Case Files from FY 2016 to FY 2020*



Note. Cases filed include original filings and transfers in, cases disposed includes terminated and transferred out.

**Figure 04**

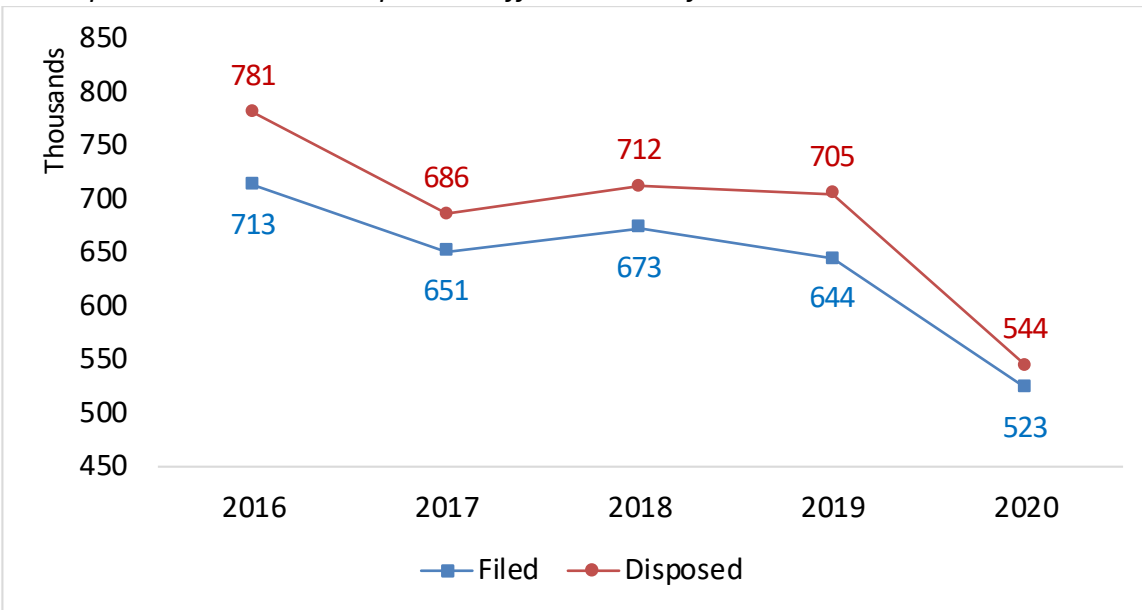
*Municipal Court Filed and Disposed Criminal Case Files from FY 2016 to FY 2020*



Note. Cases filed include original filings and transfers in, cases disposed includes terminated and transferred out.

**Figure 05**

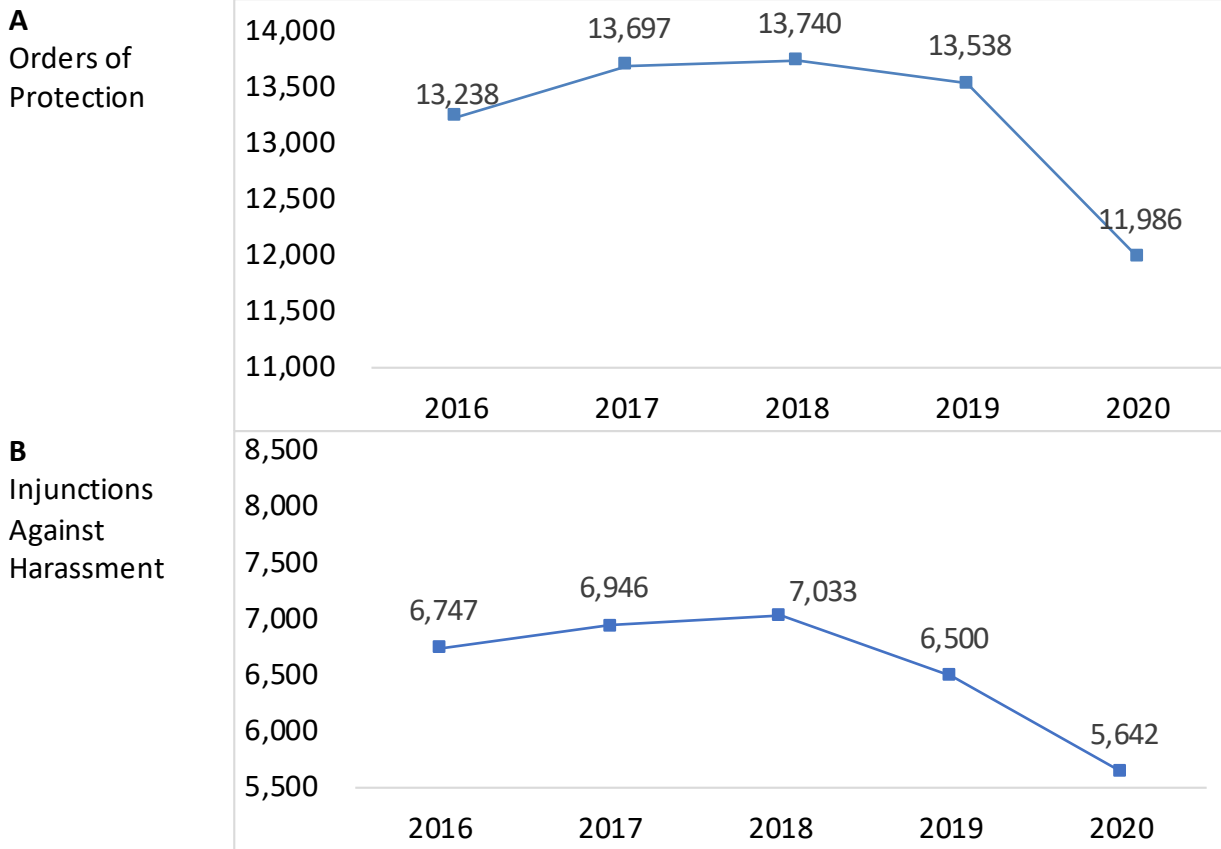
*Municipal Court Filed and Disposed Traffic Case Files from FY 2016 to FY 2020*



*Note.* Cases filed include original filings and transfers in, cases disposed includes terminated and transferred out.

**Figure 06**

*Municipal Court Protective Order Petitions from FY 2016 to FY 2020*



Order of Protection can also be viewed online via interactive dashboards:

<https://www.azcourts.gov/statistics/Interactive-Data-Dashboards>

**Table of Contents  
(Municipal Courts)**

FIGURES .....ii

STATEWIDE TOTALS .....1

RURAL COUNTIES.....3

URBAN COUNTIES .....5

COUNTY TOTALS.....7

# Municipal Courts

## Statewide Case Activity by Fiscal Year

*ARIZONA STATEWIDE TOTAL, F I L I N G S*

		<i>F I L I N G S</i>							<i>Average</i>
		<i>Fiscal Year</i>							
		<i>2014</i>	<i>2015</i>	<i>2016</i>	<i>2017</i>	<i>2018</i>	<i>2019</i>	<i>2020</i>	
<i>Case Category</i>	<i>Case Type</i>								
<i>Civil</i>	<i>Injunctions Against Harassment</i>	7,256	7,427	6,747	6,946	7,033	6,500	5,642	6,793
	<i>Orders of Protection</i>	13,256	13,484	13,238	13,697	13,740	13,538	11,986	13,273
<i>Misdemeanors</i>	<i>Criminal Failure to Appear</i>	47,269	40,398	34,229	40,073	35,099	34,433	24,400	36,560
	<i>DUI</i>	48,258	43,425	38,559	36,866	38,127	39,007	35,014	39,892
	<i>Other Criminal Traffic</i>	60,493	52,951	45,477	41,776	41,898	30,398	18,671	41,669
	<i>Other Misdemeanors</i>	180,600	169,823	161,371	154,408	158,297	156,731	146,919	161,165
	<i>Serious Criminal Traffic</i>	4,906	5,120	5,190	4,909	4,928	5,030	5,173	5,035
<i>Non- Criminal</i>	<i>Civil Traffic</i>	745,716	692,270	623,797	567,725	587,887	570,016	464,365	607,394
	<i>Non- Parking</i>	21,348	19,424	16,504	18,576	21,927	24,962	22,662	20,775
	<i>Parking</i>	79,658	71,688	79,070	74,167	67,247	69,488	53,333	70,667
<i>Group Total</i>		1,208,760	1,116,010	1,024,182	959,143	976,183	950,103	788,165	1,003,223

*NOTE: Figures may not correspond to previously published Data Reports due to corrected information received after publication.*

# Municipal Courts

## Statewide Case Activity by Fiscal Year

*ARIZONA STATEWIDE TOTAL, TERMINATIONS*

		TERMINATIONS							Average
		Fiscal Year							
		2014	2015	2016	2017	2018	2019	2020	
<i>Case Category</i>	<i>Case Type</i>								
<i>Civil</i>	<i>Injunctions Against Harassment</i>	6,844	6,612	6,338	6,956	7,106	6,501	5,515	6,554
	<i>Orders of Protection</i>	12,836	12,775	12,607	13,730	14,147	13,558	11,732	13,057
<i>Misdemeanors</i>	<i>Criminal Failure to Appear</i>	44,663	42,174	45,697	42,073	35,574	37,182	26,412	39,109
	<i>DUI</i>	52,899	48,136	45,977	42,867	41,207	40,379	31,807	43,325
	<i>Other Criminal Traffic</i>	63,358	55,683	53,966	45,751	46,075	38,753	23,326	46,701
	<i>Other Misdemeanors</i>	220,211	225,795	197,633	171,973	175,382	157,454	126,549	182,139
	<i>Serious Criminal Traffic</i>	5,298	5,388	5,792	5,437	5,267	5,393	4,551	5,305
<i>Non-Criminal</i>	<i>Civil Traffic</i>	851,637	743,928	674,940	591,696	619,229	620,759	484,383	655,222
	<i>Non-Parking</i>	21,875	19,314	16,996	17,511	22,748	26,018	22,705	21,022
	<i>Parking</i>	77,361	69,357	94,085	70,109	67,318	70,687	52,872	71,685
<i>Group Total</i>		1,356,982	1,229,162	1,154,031	1,008,103	1,034,053	1,016,684	789,852	1,084,119

*NOTE: Figures may not correspond to previously published Data Reports due to corrected information received after publication.*

# Municipal Courts

## County Case Activity by Fiscal Year

### RURAL COUNTIES COUNTY, F I L I N G S

		F I L I N G S							Average
		Fiscal Year							
		2014	2015	2016	2017	2018	2019	2020	
Case Category	Case Type								
Civil	Injunctions Against Harassment	1,190	1,085	1,088	1,024	976	943	809	1,016
	Orders of Protection	1,847	1,854	1,712	1,666	1,599	1,628	1,281	1,653
Misdemeanors	Criminal Failure to Appear	5,057	4,421	3,836	3,619	3,723	2,937	2,285	3,698
	DUI	4,815	4,897	4,944	5,256	4,861	5,751	5,054	5,080
	Other Criminal Traffic	6,922	7,047	7,235	7,318	7,532	5,703	3,677	6,490
	Other Misdemeanors	35,723	35,708	34,117	34,041	34,135	33,433	29,929	33,871
	Serious Criminal Traffic	917	1,019	1,029	942	1,011	1,076	974	995
Non-Criminal	Civil Traffic	102,799	96,981	96,951	81,354	71,556	70,277	59,922	82,833
	Non-Parking	1,203	1,153	1,581	1,277	1,980	1,602	1,594	1,484
	Parking	6,641	5,220	5,085	6,852	6,478	7,771	5,580	6,234
Group Total		167,114	159,385	157,578	143,349	133,851	131,121	111,105	143,354

**NOTE:** Figures may not correspond to previously published Data Reports due to corrected information received after publication.  
Rural counties figures exclude Maricopa and Pima and Urban counties figures only include Maricopa and Pima.

# Municipal Courts

## County Case Activity by Fiscal Year

*RURAL COUNTIES COUNTY, TERMINATIONS*

		TERMINATIONS							Average
		Fiscal Year							
		2014	2015	2016	2017	2018	2019	2020	
Case Category	Case Type								
Civil	Injunctions Against Harassment	1,132	1,022	1,044	1,008	955	927	786	982
	Orders of Protection	1,777	1,788	1,675	1,654	1,577	1,612	1,261	1,622
Misdemeanors	Criminal Failure to Appear	4,788	4,658	4,499	4,254	4,350	4,289	3,125	4,277
	DUI	5,001	5,522	6,126	5,669	5,933	6,482	5,155	5,699
	Other Criminal Traffic	6,964	6,945	7,756	7,325	8,395	7,430	4,755	7,081
	Other Misdemeanors	38,402	39,194	39,794	37,546	38,134	35,234	29,556	36,837
	Serious Criminal Traffic	950	1,024	1,213	1,059	1,128	1,203	929	1,071
Non-Criminal	Civil Traffic	117,847	103,144	109,554	99,706	81,045	74,680	65,555	93,073
	Non-Parking	1,131	1,160	1,597	1,347	1,947	1,578	2,123	1,552
	Parking	7,052	4,770	20,852	6,955	6,220	7,746	5,829	8,491
<b>Group Total</b>		185,044	169,227	194,110	166,523	149,684	141,181	119,074	160,685

**NOTE:** Figures may not correspond to previously published Data Reports due to corrected information received after publication. Rural counties figures exclude Maricopa and Pima and Urban counties figures only include Maricopa and Pima.

# Municipal Courts

## County Case Activity by Fiscal Year

### URBAN COUNTIES COUNTY, FILINGS

		FILINGS							Average
		Fiscal Year							
		2014	2015	2016	2017	2018	2019	2020	
Case Category	Case Type								
Civil	Injunctions Against Harassment	6,066	6,342	5,659	5,922	6,057	5,557	4,833	5,777
	Orders of Protection	11,409	11,630	11,526	12,031	12,141	11,910	10,705	11,620
Misdemeanors	Criminal Failure to Appear	42,212	35,977	30,393	36,454	31,376	31,496	22,115	32,862
	DUI	43,443	38,528	33,615	31,610	33,266	33,256	29,960	34,812
	Other Criminal Traffic	53,571	45,904	38,242	34,458	34,366	24,695	14,994	35,179
	Other Misdemeanors	144,877	134,115	127,254	120,367	124,162	123,298	116,990	127,294
	Serious Criminal Traffic	3,989	4,101	4,161	3,967	3,917	3,954	4,199	4,040
Non-Criminal	Civil Traffic	642,917	595,289	526,846	486,371	516,331	499,739	404,443	524,561
	Non-Parking	20,145	18,271	14,923	17,299	19,947	23,360	21,068	19,291
	Parking	73,017	66,468	73,985	67,315	60,769	61,717	47,753	64,433
Group Total		1,041,646	956,625	866,604	815,794	842,332	818,982	677,060	859,869

**NOTE:** Figures may not correspond to previously published Data Reports due to corrected information received after publication.  
Rural counties figures exclude Maricopa and Pima and Urban counties figures only include Maricopa and Pima.

# Municipal Courts

## County Case Activity by Fiscal Year

### URBAN COUNTIES COUNTY, TERMINATIONS

		TERMINATIONS							Average
		Fiscal Year							
		2014	2015	2016	2017	2018	2019	2020	
Case Category	Case Type								
Civil	Injunctions Against Harassment	5,712	5,590	5,294	5,948	6,151	5,574	4,729	5,572
	Orders of Protection	11,059	10,987	10,932	12,076	12,570	11,946	10,471	11,435
Misdemeanors	Criminal Failure to Appear	39,875	37,516	41,198	37,819	31,224	32,893	23,287	34,832
	DUI	47,898	42,614	39,851	37,198	35,274	33,897	26,652	37,626
	Other Criminal Traffic	56,394	48,738	46,210	38,426	37,680	31,323	18,571	39,620
	Other Misdemeanors	181,809	186,601	157,839	134,427	137,248	122,220	96,993	145,302
	Serious Criminal Traffic	4,348	4,364	4,579	4,378	4,139	4,190	3,622	4,234
Non-Criminal	Civil Traffic	733,790	640,784	565,386	491,990	538,184	546,079	418,828	562,149
	Non-Parking	20,744	18,154	15,399	16,164	20,801	24,440	20,582	19,470
	Parking	70,309	64,587	73,233	63,154	61,098	62,941	47,043	63,194
Group Total		1,171,938	1,059,935	959,921	841,580	884,369	875,503	670,778	923,434

**NOTE:** Figures may not correspond to previously published Data Reports due to corrected information received after publication.  
Rural counties figures exclude Maricopa and Pima and Urban counties figures only include Maricopa and Pima.

# Municipal Courts

## County Case Activity by Fiscal Year

*APACHE COUNTY, FILINGS*

		<i>FILINGS</i>							<i>Average</i>
		<i>Fiscal Year</i>							
		<i>2014</i>	<i>2015</i>	<i>2016</i>	<i>2017</i>	<i>2018</i>	<i>2019</i>	<i>2020</i>	
<i>Case Category</i>	<i>Case Type</i>								
<i>Civil</i>	<i>Injunctions Against Harassment</i>	0	0	0	0	2	0	0	0
	<i>Orders of Protection</i>	0	1	0	0	0	0	0	0
<i>Misdemeanors</i>	<i>Criminal Failure to Appear</i>	27	23	22	14	6	0	5	14
	<i>DUI</i>	60	75	58	60	27	26	31	48
	<i>Other Criminal Traffic</i>	100	95	86	111	82	53	50	82
	<i>Other Misdemeanors</i>	466	445	483	346	348	224	266	368
	<i>Serious Criminal Traffic</i>	6	7	12	15	9	3	16	10
<i>Non-Criminal</i>	<i>Civil Traffic</i>	736	756	975	1,265	846	579	537	813
	<i>Non-Parking</i>	18	69	112	40	21	23	30	45
	<i>Parking</i>	0	0	0	0	0	0	0	0
<i>Group Total</i>		1,413	1,471	1,748	1,851	1,341	908	935	1,380

*NOTE: Figures may not correspond to previously published Data Reports due to corrected information received after publication.*

# Municipal Courts

## County Case Activity by Fiscal Year

### APACHE COUNTY, TERMINATIONS

		TERMINATIONS							Average
		Fiscal Year							
		2014	2015	2016	2017	2018	2019	2020	
Case Category	Case Type								
Civil	Injunctions Against Harassment	0	0	0	0	2	0	0	0
	Orders of Protection	0	0	0	0	0	0	0	0
Misdemeanors	Criminal Failure to Appear	30	23	24	13	20	11	19	20
	DUI	43	83	75	47	52	51	48	57
	Other Criminal Traffic	87	89	66	95	75	43	49	71
	Other Misdemeanors	544	580	515	416	390	326	609	483
	Serious Criminal Traffic	9	4	19	14	10	8	17	12
Non-Criminal	Civil Traffic	757	758	931	1,290	955	615	586	842
	Non-Parking	20	60	114	37	26	18	32	43
	Parking	0	0	0	0	0	0	0	0
<b>Group Total</b>		1,490	1,597	1,744	1,912	1,530	1,072	1,360	1,528

*NOTE: Figures may not correspond to previously published Data Reports due to corrected information received after publication.*

# Municipal Courts

## County Case Activity by Fiscal Year

*COCHISE COUNTY, FILINGS*

		<i>FILINGS</i>							<i>Average</i>
		<i>Fiscal Year</i>							
		<i>2014</i>	<i>2015</i>	<i>2016</i>	<i>2017</i>	<i>2018</i>	<i>2019</i>	<i>2020</i>	
<i>Case Category</i>	<i>Case Type</i>								
<i>Civil</i>	<i>Injunctions Against Harassment</i>	15	16	15	21	15	7	3	13
	<i>Orders of Protection</i>	13	11	9	4	12	3	3	8
<i>Misdemeanors</i>	<i>Criminal Failure to Appear</i>	59	102	79	31	68	12	16	52
	<i>DUI</i>	20	21	38	47	45	52	78	43
	<i>Other Criminal Traffic</i>	56	58	106	96	92	61	28	71
	<i>Other Misdemeanors</i>	251	271	315	234	286	175	181	245
	<i>Serious Criminal Traffic</i>	6	6	5	0	9	3	5	5
<i>Non-Criminal</i>	<i>Civil Traffic</i>	3,354	2,754	2,757	2,223	1,460	739	915	2,028
	<i>Non-Parking</i>	163	244	135	143	88	115	66	137
	<i>Parking</i>	191	168	152	86	383	175	0	165
<i>Group Total</i>		4,128	3,651	3,611	2,885	2,458	1,342	1,295	2,767

*NOTE: Figures may not correspond to previously published Data Reports due to corrected information received after publication.*

# Municipal Courts

## County Case Activity by Fiscal Year

### COCHISE COUNTY, TERMINATIONS

		TERMINATIONS							Average
		Fiscal Year							
		2014	2015	2016	2017	2018	2019	2020	
Case Category	Case Type								
Civil	Injunctions Against Harassment	14	12	15	21	15	6	4	13
	Orders of Protection	13	12	8	4	12	2	3	8
Misdemeanors	Criminal Failure to Appear	41	78	55	38	81	16	16	46
	DUI	13	25	33	51	32	33	134	45
	Other Criminal Traffic	62	70	90	98	82	55	39	72
	Other Misdemeanors	261	635	324	276	272	197	135	300
	Serious Criminal Traffic	1	7	8	5	7	3	2	5
Non-Criminal	Civil Traffic	3,879	3,125	3,093	2,607	1,798	984	817	2,329
	Non-Parking	166	209	223	147	103	96	65	144
	Parking	191	157	126	389	448	185	0	214
Group Total		4,641	4,330	3,975	3,636	2,850	1,577	1,215	3,176

NOTE: Figures may not correspond to previously published Data Reports due to corrected information received after publication.

# Municipal Courts

## County Case Activity by Fiscal Year

*COCONINO COUNTY, FILINGS*

		FILINGS							Average
		Fiscal Year							
		2014	2015	2016	2017	2018	2019	2020	
<i>Case Category</i>	<i>Case Type</i>								
<i>Civil</i>	<i>Injunctions Against Harassment</i>	163	140	107	80	86	89	69	105
	<i>Orders of Protection</i>	181	151	144	135	183	132	96	146
<i>Misdemeanors</i>	<i>Criminal Failure to Appear</i>	368	139	173	102	112	103	92	155
	<i>DUI</i>	1,095	844	471	673	370	896	861	744
	<i>Other Criminal Traffic</i>	714	644	657	617	653	489	344	588
	<i>Other Misdemeanors</i>	8,407	7,707	7,727	8,315	7,686	8,284	7,601	7,961
	<i>Serious Criminal Traffic</i>	116	106	130	157	129	132	144	131
<i>Non-Criminal</i>	<i>Civil Traffic</i>	8,624	9,321	9,268	7,621	7,024	7,248	6,235	7,906
	<i>Non-Parking</i>	5	27	53	103	760	151	143	178
	<i>Parking</i>	439	375	1,217	4,047	1,339	1,489	1,323	1,461
<i>Group Total</i>		20,112	19,454	19,947	21,850	18,342	19,013	16,908	19,375

*NOTE: Figures may not correspond to previously published Data Reports due to corrected information received after publication.*

# Municipal Courts

## County Case Activity by Fiscal Year

### COCONINO COUNTY, TERMINATIONS

		TERMINATIONS							Average
		Fiscal Year							
		2014	2015	2016	2017	2018	2019	2020	
Case Category	Case Type								
Civil	Injunctions Against Harassment	163	137	107	78	84	88	68	103
	Orders of Protection	176	152	142	135	182	132	96	145
Misdemeanors	Criminal Failure to Appear	357	263	273	219	199	190	219	246
	DUI	1,078	918	780	694	797	994	782	863
	Other Criminal Traffic	684	613	642	588	857	487	380	606
	Other Misdemeanors	8,991	8,533	8,949	8,827	8,423	8,047	6,767	8,363
	Serious Criminal Traffic	153	150	180	189	231	157	121	169
Non-Criminal	Civil Traffic	9,813	9,869	10,320	8,907	7,623	8,052	6,511	8,728
	Non-Parking	8	25	58	99	593	149	142	154
	Parking	442	395	1,172	3,923	1,282	1,480	1,326	1,431
Group Total		21,865	21,055	22,623	23,659	20,271	19,776	16,412	20,808

NOTE: Figures may not correspond to previously published Data Reports due to corrected information received after publication.

# Municipal Courts

## County Case Activity by Fiscal Year

### GILA COUNTY, FILINGS

		FILINGS							Average
		Fiscal Year							
		2014	2015	2016	2017	2018	2019	2020	
Case Category	Case Type								
Civil	Injunctions Against Harassment	4	11	5	8	4	2	0	5
	Orders of Protection	7	8	8	6	10	5	2	6
Misdemeanors	Criminal Failure to Appear	158	130	123	112	187	132	73	130
	DUI	151	96	121	89	122	120	130	118
	Other Criminal Traffic	151	119	120	81	141	128	92	119
	Other Misdemeanors	666	660	595	665	707	606	710	658
	Serious Criminal Traffic	29	20	19	21	38	23	22	24
Non-Criminal	Civil Traffic	19,526	23,442	22,759	7,655	2,195	2,485	2,594	11,523
	Non-Parking	181	159	96	119	82	115	299	149
	Parking	169	53	34	15	6	5	47	47
<b>Group Total</b>		21,042	24,698	23,880	8,771	3,492	3,621	3,969	12,779

*NOTE: Figures may not correspond to previously published Data Reports due to corrected information received after publication.*

# Municipal Courts

## County Case Activity by Fiscal Year

*GILA COUNTY, TERMINATIONS*

		TERMINATIONS							Average
		Fiscal Year							
		2014	2015	2016	2017	2018	2019	2020	
<i>Case Category</i>	<i>Case Type</i>								
<i>Civil</i>	<i>Injunctions Against Harassment</i>	3	10	5	7	4	2	0	5
	<i>Orders of Protection</i>	7	6	8	6	10	5	2	6
<i>Misdemeanors</i>	<i>Criminal Failure to Appear</i>	142	143	108	109	139	124	88	122
	<i>DUI</i>	144	136	143	128	159	141	83	133
	<i>Other Criminal Traffic</i>	173	152	132	96	134	146	85	132
	<i>Other Misdemeanors</i>	875	867	786	763	866	859	491	787
	<i>Serious Criminal Traffic</i>	28	23	30	24	35	39	14	28
<i>Non-Criminal</i>	<i>Civil Traffic</i>	21,165	20,186	26,224	14,932	2,624	2,864	2,689	12,954
	<i>Non-Parking</i>	146	106	50	92	89	140	261	126
	<i>Parking</i>	169	61	36	16	8	7	47	49
<i>Group Total</i>		22,852	21,690	27,522	16,173	4,068	4,327	3,760	14,342

*NOTE: Figures may not correspond to previously published Data Reports due to corrected information received after publication.*

# Municipal Courts

## County Case Activity by Fiscal Year

### GRAHAM COUNTY, F I L I N G S

		F I L I N G S							Average
		Fiscal Year							
		2014	2015	2016	2017	2018	2019	2020	
Case Category	Case Type								
Civil	Injunctions Against Harassment	2	9	0	4	5	6	6	4
	Orders of Protection	1	8	6	7	9	15	19	9
Misdemeanors	Criminal Failure to Appear	109	138	77	34	82	78	91	86
	DUI	38	92	155	215	205	214	229	164
	Other Criminal Traffic	154	159	118	125	138	117	82	128
	Other Misdemeanors	1,124	1,107	930	790	942	769	776	920
	Serious Criminal Traffic	29	22	19	12	9	19	22	19
Non-Criminal	Civil Traffic	1,222	1,148	747	911	969	857	663	931
	Non-Parking	62	17	39	25	41	29	25	34
	Parking	2	2	0	0	3	1	0	1
Group Total		2,743	2,702	2,091	2,123	2,403	2,105	1,913	2,296

*NOTE: Figures may not correspond to previously published Data Reports due to corrected information received after publication.*

# Municipal Courts

## County Case Activity by Fiscal Year

### GRAHAM COUNTY, TERMINATIONS

		TERMINATIONS							Average
		Fiscal Year							
		2014	2015	2016	2017	2018	2019	2020	
Case Category	Case Type								
Civil	Injunctions Against Harassment	2	9	0	4	5	6	5	4
	Orders of Protection	1	9	6	7	9	15	19	9
Misdemeanors	Criminal Failure to Appear	85	109	112	52	90	77	74	85
	DUI	75	268	392	413	470	342	249	316
	Other Criminal Traffic	152	158	160	118	136	137	92	136
	Other Misdemeanors	1,160	1,317	1,252	1,128	1,159	1,029	743	1,112
	Serious Criminal Traffic	33	26	22	15	13	42	19	24
Non-Criminal	Civil Traffic	1,319	1,213	902	963	1,061	938	740	1,020
	Non-Parking	63	18	36	24	54	59	25	40
	Parking	2	2	0	3	3	1	0	2
Group Total		2,892	3,129	2,882	2,727	3,000	2,646	1,966	2,748

NOTE: Figures may not correspond to previously published Data Reports due to corrected information received after publication.

# Municipal Courts

## County Case Activity by Fiscal Year

*GREENLEE COUNTY, FILINGS*

		<i>FILINGS</i>							<i>Average</i>
		<i>Fiscal Year</i>							
		<i>2014</i>	<i>2015</i>	<i>2016</i>	<i>2017</i>	<i>2018</i>	<i>2019</i>	<i>2020</i>	
<i>Case Category</i>	<i>Case Type</i>								
<i>Civil</i>	<i>Injunctions Against Harassment</i>	4	10	9	3	11	2	1	6
	<i>Orders of Protection</i>	5	5	3	0	4	0	2	3
<i>Misdemeanors</i>	<i>Criminal Failure to Appear</i>	0	0	0	0	0	0	0	0
	<i>DUI</i>	14	16	32	29	56	51	48	35
	<i>Other Criminal Traffic</i>	47	40	26	31	35	33	10	32
	<i>Other Misdemeanors</i>	138	140	100	104	138	123	122	124
	<i>Serious Criminal Traffic</i>	8	9	1	0	5	2	5	4
<i>Non-Criminal</i>	<i>Civil Traffic</i>	409	335	273	302	342	288	187	305
	<i>Non-Parking</i>	29	20	14	16	26	19	2	18
	<i>Parking</i>	0	0	0	0	6	0	0	1
<i>Group Total</i>		654	575	458	485	623	518	377	528

*NOTE: Figures may not correspond to previously published Data Reports due to corrected information received after publication.*

# Municipal Courts

## County Case Activity by Fiscal Year

### GREENLEE COUNTY, TERMINATIONS

		TERMINATIONS							Average
		Fiscal Year							
		2014	2015	2016	2017	2018	2019	2020	
Case Category	Case Type								
Civil	Injunctions Against Harassment	0	2	1	3	9	2	1	3
	Orders of Protection	0	1	1	0	4	0	1	1
Misdemeanors	Criminal Failure to Appear	0	0	2	0	0	0	0	0
	DUI	13	38	22	28	33	72	34	34
	Other Criminal Traffic	44	42	24	18	37	55	11	33
	Other Misdemeanors	119	137	78	118	148	120	107	118
	Serious Criminal Traffic	8	9	1	1	3	11	3	5
Non-Criminal	Civil Traffic	351	415	244	279	345	304	202	306
	Non-Parking	29	26	12	12	34	17	4	19
	Parking	0	0	0	0	6	0	0	1
Group Total		564	670	385	459	619	581	363	520

NOTE: Figures may not correspond to previously published Data Reports due to corrected information received after publication.

# Municipal Courts

## County Case Activity by Fiscal Year

### LA PAZ COUNTY, FILINGS

		FILINGS							Average
		Fiscal Year							
		2014	2015	2016	2017	2018	2019	2020	
Case Category	Case Type								
Civil	Injunctions Against Harassment	27	36	31	22	30	32	29	30
	Orders of Protection	20	27	21	21	43	21	14	23
Misdemeanors	Criminal Failure to Appear	32	27	41	24	30	30	16	29
	DUI	29	64	78	67	47	42	45	53
	Other Criminal Traffic	137	97	131	108	110	131	84	114
	Other Misdemeanors	300	248	306	374	305	371	300	315
	Serious Criminal Traffic	8	2	19	9	7	17	6	10
Non-Criminal	Civil Traffic	1,117	790	1,341	1,003	870	1,901	1,583	1,230
	Non-Parking	5	11	4	6	12	30	4	11
	Parking	6	1	0	0	0	0	0	1
Group Total		1,681	1,303	1,972	1,634	1,454	2,575	2,081	1,816

NOTE: Figures may not correspond to previously published Data Reports due to corrected information received after publication.

# Municipal Courts

## County Case Activity by Fiscal Year

### LA PAZ COUNTY, TERMINATIONS

		TERMINATIONS							Average
		Fiscal Year							
		2014	2015	2016	2017	2018	2019	2020	
Case Category	Case Type								
Civil	Injunctions Against Harassment	23	35	29	21	30	31	29	28
	Orders of Protection	17	26	22	21	42	21	14	23
Misdemeanors	Criminal Failure to Appear	52	52	51	92	36	25	17	46
	DUI	36	47	46	69	57	55	28	49
	Other Criminal Traffic	176	137	137	154	108	135	81	132
	Other Misdemeanors	334	227	312	502	374	443	250	349
	Serious Criminal Traffic	6	5	12	11	13	15	10	10
Non-Criminal	Civil Traffic	1,461	949	1,459	1,300	1,023	1,860	1,702	1,393
	Non-Parking	19	17	11	15	16	31	1	16
	Parking	6	1	0	0	0	37	0	6
Group Total		2,130	1,496	2,079	2,185	1,699	2,653	2,132	2,052

NOTE: Figures may not correspond to previously published Data Reports due to corrected information received after publication.

# Municipal Courts County Case Activity by Fiscal Year

*MARICOPA COUNTY, FILINGS*

		<i>FILINGS</i>							<i>Average</i>
		<i>Fiscal Year</i>							
		<i>2014</i>	<i>2015</i>	<i>2016</i>	<i>2017</i>	<i>2018</i>	<i>2019</i>	<i>2020</i>	
<i>Case Category</i>	<i>Case Type</i>								
<i>Civil</i>	<i>Injunctions Against Harassment</i>	4,866	4,734	4,872	5,012	5,276	4,688	4,132	4,797
	<i>Orders of Protection</i>	9,867	9,752	10,075	10,487	10,574	10,374	9,370	10,070
<i>Misdemeanors</i>	<i>Criminal Failure to Appear</i>	17,542	16,742	16,683	16,350	12,279	11,016	7,439	14,009
	<i>DUI</i>	37,313	33,259	29,101	27,304	29,126	29,159	26,333	30,229
	<i>Other Criminal Traffic</i>	42,782	36,336	31,303	29,242	29,326	20,899	13,014	28,988
	<i>Other Misdemeanors</i>	96,091	92,865	88,573	87,324	89,902	86,280	82,664	89,099
	<i>Serious Criminal Traffic</i>	3,343	3,469	3,627	3,658	3,453	3,456	3,669	3,524
<i>Non-Criminal</i>	<i>Civil Traffic</i>	484,713	457,262	443,052	426,273	454,842	438,235	356,736	437,300
	<i>Non-Parking</i>	14,883	13,617	11,407	13,728	18,438	20,586	14,257	15,276
	<i>Parking</i>	47,140	43,133	56,207	55,603	49,221	52,720	38,623	48,950
<i>Group Total</i>		758,540	711,169	694,900	674,981	702,437	677,413	556,237	682,242

*NOTE: Figures may not correspond to previously published Data Reports due to corrected information received after publication.*

# Municipal Courts

## County Case Activity by Fiscal Year

### MARICOPA COUNTY, TERMINATIONS

		TERMINATIONS							Average
		Fiscal Year							
		2014	2015	2016	2017	2018	2019	2020	
Case Category	Case Type								
Civil	Injunctions Against Harassment	4,777	4,651	4,515	5,085	5,371	4,715	4,034	4,737
	Orders of Protection	9,711	9,623	9,504	10,567	11,014	10,420	9,136	9,998
Misdemeanors	Criminal Failure to Appear	19,828	19,013	18,318	18,617	15,620	15,579	11,729	16,959
	DUI	41,855	38,047	34,976	32,303	31,420	29,761	24,082	33,206
	Other Criminal Traffic	46,577	40,040	36,164	31,845	32,550	26,925	16,675	32,968
	Other Misdemeanors	100,113	98,521	97,607	95,781	93,098	87,693	74,944	92,535
	Serious Criminal Traffic	3,722	3,824	4,030	3,981	3,718	3,715	3,296	3,758
Non-Criminal	Civil Traffic	561,113	475,157	475,028	424,751	466,077	453,805	381,089	462,431
	Non-Parking	15,608	13,505	11,823	12,858	17,428	19,629	15,590	15,205
	Parking	47,008	43,136	56,148	57,662	51,045	53,155	39,887	49,719
Group Total		850,312	745,517	748,113	693,450	727,341	705,397	580,462	721,516

NOTE: Figures may not correspond to previously published Data Reports due to corrected information received after publication.

# Municipal Courts

## County Case Activity by Fiscal Year

### MOHAVE COUNTY, FILINGS

		FILINGS							Average
		Fiscal Year							
		2014	2015	2016	2017	2018	2019	2020	
Case Category	Case Type								
Civil	Injunctions Against Harassment	184	135	175	159	214	185	131	169
	Orders of Protection	385	382	387	364	355	377	253	357
Misdemeanors	Criminal Failure to Appear	1,032	1,109	1,147	1,457	1,570	1,322	713	1,193
	DUI	813	888	777	830	980	1,366	712	909
	Other Criminal Traffic	818	879	934	1,287	1,225	935	424	929
	Other Misdemeanors	6,535	6,272	6,155	6,357	6,640	7,027	4,790	6,254
	Serious Criminal Traffic	137	171	156	176	172	224	110	164
Non-Criminal	Civil Traffic	7,723	9,918	9,940	11,497	11,200	10,518	6,379	9,595
	Non-Parking	40	0	8	0	0	0	117	23
	Parking	0	0	0	0	0	0	0	0
Group Total		17,667	19,754	19,679	22,127	22,356	21,954	13,629	19,593

NOTE: Figures may not correspond to previously published Data Reports due to corrected information received after publication.

# Municipal Courts

## County Case Activity by Fiscal Year

### MOHAVE COUNTY, TERMINATIONS

		TERMINATIONS							Average
		Fiscal Year							
		2014	2015	2016	2017	2018	2019	2020	
Case Category	Case Type								
Civil	Injunctions Against Harassment	184	132	168	159	209	176	119	164
	Orders of Protection	380	375	380	364	353	370	248	353
Misdemeanors	Criminal Failure to Appear	935	1,105	1,084	1,493	1,464	1,651	622	1,193
	DUI	827	943	988	977	1,190	1,727	897	1,078
	Other Criminal Traffic	841	808	1,302	1,829	2,158	2,023	682	1,379
	Other Misdemeanors	5,712	4,679	6,079	7,498	8,006	8,544	4,630	6,450
	Serious Criminal Traffic	127	146	181	212	158	248	102	167
Non-Criminal	Civil Traffic	8,082	9,246	10,665	13,317	12,011	11,351	7,217	10,270
	Non-Parking	40	0	8	0	0	0	71	17
	Parking	0	0	0	0	0	0	0	0
Group Total		17,128	17,434	20,855	25,849	25,549	26,090	14,588	21,071

NOTE: Figures may not correspond to previously published Data Reports due to corrected information received after publication.

# Municipal Courts

## County Case Activity by Fiscal Year

### NAVAJO COUNTY, FILINGS

		FILINGS							Average
		Fiscal Year							
		2014	2015	2016	2017	2018	2019	2020	
Case Category	Case Type								
Civil	Injunctions Against Harassment	1	0	0	0	0	0	0	0
	Orders of Protection	0	1	1	1	0	0	0	0
Misdemeanors	Criminal Failure to Appear	40	24	61	19	80	46	33	44
	DUI	9	0	0	3	3	0	3	3
	Other Criminal Traffic	123	86	88	34	104	50	49	76
	Other Misdemeanors	324	166	102	97	174	130	206	171
	Serious Criminal Traffic	7	12	5	4	8	1	6	5
Non-Criminal	Civil Traffic	10,198	2,297	2,371	2,511	3,049	2,805	2,916	3,735
	Non-Parking	116	69	114	88	82	62	66	85
	Parking	223	73	69	124	45	55	42	90
<b>Group Total</b>		<b>11,041</b>	<b>2,728</b>	<b>2,811</b>	<b>2,881</b>	<b>3,545</b>	<b>3,149</b>	<b>3,321</b>	<b>4,209</b>

*NOTE: Figures may not correspond to previously published Data Reports due to corrected information received after publication.*

# Municipal Courts

## County Case Activity by Fiscal Year

### NAVAJO COUNTY, TERMINATIONS

		TERMINATIONS							Average
		Fiscal Year							
		2014	2015	2016	2017	2018	2019	2020	
Case Category	Case Type								
Civil	Injunctions Against Harassment	0	0	0	0	0	0	0	0
	Orders of Protection	0	0	1	0	0	0	0	0
Misdemeanors	Criminal Failure to Appear	29	31	47	36	28	52	30	35
	DUI	9	0	0	5	3	0	8	3
	Other Criminal Traffic	112	141	111	65	99	65	99	98
	Other Misdemeanors	563	415	280	227	187	187	1,302	452
	Serious Criminal Traffic	10	12	5	10	7	1	5	7
Non-Criminal	Civil Traffic	10,837	4,964	3,129	3,281	3,753	3,465	3,269	4,671
	Non-Parking	124	77	114	84	85	77	679	177
	Parking	465	197	86	133	49	52	49	148
<b>Group Total</b>		12,149	5,837	3,773	3,841	4,211	3,899	5,441	5,591

*NOTE: Figures may not correspond to previously published Data Reports due to corrected information received after publication.*

# Municipal Courts County Case Activity by Fiscal Year

*PIMA COUNTY, FILINGS*

		<i>FILINGS</i>							<i>Average</i>
		<i>Fiscal Year</i>							
		<i>2014</i>	<i>2015</i>	<i>2016</i>	<i>2017</i>	<i>2018</i>	<i>2019</i>	<i>2020</i>	
<i>Case Category</i>	<i>Case Type</i>								
<i>Civil</i>	<i>Injunctions Against Harassment</i>	1,200	1,608	787	910	781	869	701	980
	<i>Orders of Protection</i>	1,542	1,878	1,451	1,544	1,567	1,536	1,335	1,550
<i>Misdemeanors</i>	<i>Criminal Failure to Appear</i>	24,670	19,235	13,710	20,104	19,097	20,480	14,676	18,853
	<i>DUI</i>	6,130	5,269	4,514	4,306	4,140	4,097	3,627	4,583
	<i>Other Criminal Traffic</i>	10,789	9,568	6,939	5,216	5,040	3,796	1,980	6,191
	<i>Other Misdemeanors</i>	48,786	41,250	38,681	33,043	34,260	37,018	34,326	38,195
	<i>Serious Criminal Traffic</i>	646	632	534	309	464	498	530	516
<i>Non-Criminal</i>	<i>Civil Traffic</i>	158,204	138,027	83,794	60,098	61,489	61,504	47,707	87,261
	<i>Non-Parking</i>	5,262	4,654	3,516	3,571	1,509	2,774	6,811	4,015
	<i>Parking</i>	25,877	23,335	17,778	11,712	11,548	8,997	9,130	15,483
<i>Group Total</i>		283,106	245,456	171,704	140,813	139,895	141,569	120,823	177,627

*NOTE: Figures may not correspond to previously published Data Reports due to corrected information received after publication.*

# Municipal Courts

## County Case Activity by Fiscal Year

*PIMA COUNTY, TERMINATIONS*

		<i>TERMINATIONS</i>							<i>Average</i>
		<i>Fiscal Year</i>							
		<i>2014</i>	<i>2015</i>	<i>2016</i>	<i>2017</i>	<i>2018</i>	<i>2019</i>	<i>2020</i>	
<i>Case Category</i>	<i>Case Type</i>								
<i>Civil</i>	<i>Injunctions Against Harassment</i>	935	939	779	863	780	859	695	835
	<i>Orders of Protection</i>	1,348	1,364	1,428	1,509	1,556	1,526	1,335	1,437
<i>Misdemeanors</i>	<i>Criminal Failure to Appear</i>	20,047	18,503	22,880	19,202	15,604	17,314	11,558	17,873
	<i>DUI</i>	6,043	4,567	4,875	4,895	3,854	4,136	2,570	4,420
	<i>Other Criminal Traffic</i>	9,817	8,698	10,046	6,581	5,130	4,398	1,896	6,652
	<i>Other Misdemeanors</i>	81,696	88,080	60,232	38,646	44,150	34,527	22,049	52,767
	<i>Serious Criminal Traffic</i>	626	540	549	397	421	475	326	476
<i>Non-Criminal</i>	<i>Civil Traffic</i>	172,677	165,627	90,358	67,239	72,107	92,274	37,739	99,718
	<i>Non-Parking</i>	5,136	4,649	3,576	3,306	3,373	4,811	4,992	4,265
	<i>Parking</i>	23,301	21,451	17,085	5,492	10,053	9,786	7,156	13,475
<i>Group Total</i>		321,626	314,418	211,808	148,130	157,028	170,106	90,316	201,918

*NOTE: Figures may not correspond to previously published Data Reports due to corrected information received after publication.*

# Municipal Courts

## County Case Activity by Fiscal Year

*PINAL COUNTY, FILINGS*

		<i>FILINGS</i>							<i>Average</i>
		<i>Fiscal Year</i>							
		<i>2014</i>	<i>2015</i>	<i>2016</i>	<i>2017</i>	<i>2018</i>	<i>2019</i>	<i>2020</i>	
<i>Case Category</i>	<i>Case Type</i>								
<i>Civil</i>	<i>Injunctions Against Harassment</i>	321	276	293	266	239	241	213	264
	<i>Orders of Protection</i>	428	504	400	385	325	388	333	394
<i>Misdemeanors</i>	<i>Criminal Failure to Appear</i>	1,205	818	649	653	277	278	285	595
	<i>DUI</i>	740	940	1,402	1,455	1,324	1,312	1,486	1,236
	<i>Other Criminal Traffic</i>	1,841	1,947	2,239	2,306	2,565	1,723	1,344	1,993
	<i>Other Misdemeanors</i>	5,782	5,423	5,521	5,734	5,685	5,408	5,801	5,622
	<i>Serious Criminal Traffic</i>	151	196	239	178	203	242	254	209
<i>Non-Criminal</i>	<i>Civil Traffic</i>	14,981	14,597	17,114	16,715	16,603	15,221	14,365	15,657
	<i>Non-Parking</i>	478	405	363	306	194	345	432	359
	<i>Parking</i>	263	244	77	147	50	47	61	128
<i>Group Total</i>		26,190	25,350	28,297	28,145	27,465	25,205	24,574	26,457

*NOTE: Figures may not correspond to previously published Data Reports due to corrected information received after publication.*

# Municipal Courts

## County Case Activity by Fiscal Year

### PINAL COUNTY, TERMINATIONS

		TERMINATIONS							Average
		Fiscal Year							
		2014	2015	2016	2017	2018	2019	2020	
Case Category	Case Type								
Civil	Injunctions Against Harassment	309	266	272	267	237	241	207	256
	Orders of Protection	419	481	389	395	325	386	326	389
Misdemeanors	Criminal Failure to Appear	1,388	903	927	908	775	549	909	908
	DUI	1,000	1,251	1,589	1,427	1,370	1,283	1,415	1,335
	Other Criminal Traffic	1,849	1,882	2,198	1,962	2,310	2,012	1,922	2,020
	Other Misdemeanors	6,690	6,883	6,816	5,647	5,657	5,119	5,630	6,063
	Serious Criminal Traffic	165	214	272	201	187	234	248	216
Non-Criminal	Civil Traffic	16,405	17,321	19,077	18,569	18,162	15,806	17,218	17,507
	Non-Parking	409	475	423	358	273	337	424	384
	Parking	219	159	78	138	55	131	65	121
Group Total		28,853	29,835	32,041	29,872	29,351	26,098	28,364	29,199

NOTE: Figures may not correspond to previously published Data Reports due to corrected information received after publication.

# Municipal Courts

## County Case Activity by Fiscal Year

### SANTA CRUZ COUNTY, FILINGS

		FILINGS							Average
		Fiscal Year							
		2014	2015	2016	2017	2018	2019	2020	
Case Category	Case Type								
Civil	Injunctions Against Harassment	43	51	42	44	35	44	41	43
	Orders of Protection	46	47	50	31	40	51	25	42
Misdemeanors	Criminal Failure to Appear	114	57	81	83	59	46	65	72
	DUI	48	38	44	62	44	38	57	47
	Other Criminal Traffic	318	263	274	263	219	221	134	242
	Other Misdemeanors	896	902	633	786	719	736	720	771
	Serious Criminal Traffic	49	44	38	32	37	31	19	36
Non-Criminal	Civil Traffic	4,949	4,859	5,258	4,696	3,047	3,615	3,103	4,218
	Non-Parking	1	1	0	0	263	169	3	62
	Parking	2,705	2,505	1,800	4	467	1,942	857	1,469
Group Total		9,169	8,767	8,220	6,001	4,930	6,893	5,024	7,002

NOTE: Figures may not correspond to previously published Data Reports due to corrected information received after publication.

# Municipal Courts

## County Case Activity by Fiscal Year

### SANTA CRUZ COUNTY, TERMINATIONS

		TERMINATIONS							Average
		Fiscal Year							
		2014	2015	2016	2017	2018	2019	2020	
Case Category	Case Type								
Civil	Injunctions Against Harassment	42	44	38	40	32	42	39	40
	Orders of Protection	40	42	49	28	39	48	25	39
Misdemeanors	Criminal Failure to Appear	104	67	76	74	70	68	44	72
	DUI	48	83	99	116	68	49	37	71
	Other Criminal Traffic	327	303	318	311	297	223	155	276
	Other Misdemeanors	992	1,012	926	802	840	843	556	853
	Serious Criminal Traffic	50	41	47	42	35	39	20	39
Non-Criminal	Civil Traffic	5,454	5,560	5,796	7,468	3,950	3,678	3,406	5,044
	Non-Parking	1	1	1	0	153	103	6	37
	Parking	1,965	2,148	17,665	9	344	1,739	1,039	3,558
Group Total		9,023	9,301	25,015	8,890	5,828	6,832	5,327	10,029

NOTE: Figures may not correspond to previously published Data Reports due to corrected information received after publication.

# Municipal Courts

## County Case Activity by Fiscal Year

### YAVAPAI COUNTY, FILINGS

		FILINGS							Average
		Fiscal Year							
		2014	2015	2016	2017	2018	2019	2020	
Case Category	Case Type								
Civil	Injunctions Against Harassment	221	250	235	216	191	196	197	214
	Orders of Protection	307	336	340	320	326	335	307	325
Misdemeanors	Criminal Failure to Appear	677	695	492	447	461	452	460	528
	DUI	1,277	1,249	1,208	1,109	1,263	1,251	1,045	1,200
	Other Criminal Traffic	1,348	1,605	1,504	1,340	1,342	1,082	791	1,289
	Other Misdemeanors	5,617	7,155	6,490	5,760	6,073	5,580	4,903	5,940
	Serious Criminal Traffic	216	261	205	155	202	207	225	209
Non-Criminal	Civil Traffic	18,671	14,621	13,027	14,104	15,000	14,891	13,959	14,896
	Non-Parking	50	87	146	142	194	381	264	182
	Parking	1,952	1,222	1,175	1,708	3,771	3,570	2,760	2,308
<b>Group Total</b>		<b>30,336</b>	<b>27,481</b>	<b>24,822</b>	<b>25,301</b>	<b>28,823</b>	<b>27,945</b>	<b>24,911</b>	<b>27,091</b>

*NOTE: Figures may not correspond to previously published Data Reports due to corrected information received after publication.*

# Municipal Courts

## County Case Activity by Fiscal Year

### YAVAPAI COUNTY, TERMINATIONS

		TERMINATIONS							Average
		Fiscal Year							
		2014	2015	2016	2017	2018	2019	2020	
Case Category	Case Type								
Civil	Injunctions Against Harassment	196	231	235	212	190	197	196	208
	Orders of Protection	282	317	334	313	314	331	304	315
Misdemeanors	Criminal Failure to Appear	519	682	873	423	529	600	513	591
	DUI	1,249	1,213	1,276	1,125	1,240	1,286	1,064	1,208
	Other Criminal Traffic	1,334	1,603	1,630	1,252	1,300	1,210	859	1,312
	Other Misdemeanors	5,729	7,160	6,949	5,804	6,423	5,369	5,024	6,065
	Serious Criminal Traffic	208	216	226	155	216	207	223	207
Non-Criminal	Civil Traffic	23,468	15,664	13,520	14,340	16,110	15,263	14,289	16,093
	Non-Parking	54	91	109	147	204	371	265	178
	Parking	2,792	1,112	1,106	1,575	3,536	3,637	2,799	2,367
Group Total		35,831	28,289	26,258	25,346	30,062	28,471	25,536	28,544

NOTE: Figures may not correspond to previously published Data Reports due to corrected information received after publication.

# Municipal Courts

## County Case Activity by Fiscal Year

### YUMA COUNTY, FILINGS

		FILINGS							Average
		Fiscal Year							
		2014	2015	2016	2017	2018	2019	2020	
Case Category	Case Type								
Civil	Injunctions Against Harassment	205	151	176	201	144	139	119	163
	Orders of Protection	454	373	343	392	292	301	227	340
Misdemeanors	Criminal Failure to Appear	1,236	1,159	891	643	791	438	436	800
	DUI	521	574	560	617	375	383	329	480
	Other Criminal Traffic	1,115	1,055	952	919	826	680	245	827
	Other Misdemeanors	5,217	5,212	4,760	4,479	4,432	4,000	3,553	4,522
	Serious Criminal Traffic	155	163	181	183	183	172	140	169
Non-Criminal	Civil Traffic	11,289	12,143	11,121	10,851	8,951	9,130	6,486	9,996
	Non-Parking	55	44	497	289	217	163	143	201
	Parking	691	577	561	721	408	487	490	563
Group Total		20,938	21,451	20,042	19,295	16,619	15,893	12,168	18,061

NOTE: Figures may not correspond to previously published Data Reports due to corrected information received after publication.

# Municipal Courts

## County Case Activity by Fiscal Year

### YUMA COUNTY, TERMINATIONS

		TERMINATIONS							Average
		Fiscal Year							
		2014	2015	2016	2017	2018	2019	2020	
Case Category	Case Type								
Civil	Injunctions Against Harassment	196	144	174	196	138	136	118	158
	Orders of Protection	442	367	335	381	287	302	223	334
Misdemeanors	Criminal Failure to Appear	1,106	1,202	867	797	919	926	574	913
	DUI	466	517	683	589	462	449	376	507
	Other Criminal Traffic	1,123	947	946	739	802	839	301	814
	Other Misdemeanors	6,432	6,749	6,528	5,538	5,389	4,151	3,312	5,442
	Serious Criminal Traffic	152	171	210	180	213	199	145	182
Non-Criminal	Civil Traffic	14,856	13,874	14,194	12,453	11,630	9,500	6,909	11,916
	Non-Parking	52	55	438	332	317	180	148	217
	Parking	801	538	583	769	489	477	504	594
Group Total		25,626	24,564	24,958	21,974	20,646	17,159	12,610	21,077

NOTE: Figures may not correspond to previously published Data Reports due to corrected information received after publication.

# Municipal Courts

## Court Case Activity by Fiscal Year

### APACHE COUNTY, EAGAR MUNICIPAL COURT, F I L I N G S

		F I L I N G S							Average
		Fiscal Year							
		2014	2015	2016	2017	2018	2019	2020	
Case Category	Case Type								
Civil	Injunctions Against Harassment	0	0	0	0	2	0	0	0
	Orders of Protection	0	0	0	0	0	0	0	0
Misdemeanors	Criminal Failure to Appear	6	7	9	1	0	0	0	3
	DUI	15	16	16	11	9	11	13	13
	Other Criminal Traffic	25	22	17	19	12	4	2	14
	Other Misdemeanors	123	135	202	101	81	40	82	109
	Serious Criminal Traffic	0	1	2	6	4	0	6	3
Non-Criminal	Civil Traffic	108	69	129	222	118	51	45	106
	Non-Parking	13	36	91	19	17	15	16	30
	Parking	0	0	0	0	0	0	0	0
Group Total		290	286	466	379	243	121	164	278

NOTE: Figures may not correspond to previously published Data Reports due to corrected information received after publication.

# Municipal Courts

## Court Case Activity by Fiscal Year

### APACHE COUNTY, EAGAR MUNICIPAL COURT, TERMINATIONS

		TERMINATIONS							Average
		Fiscal Year							
		2014	2015	2016	2017	2018	2019	2020	
Case Category	Case Type								
Civil	Injunctions Against Harassment	0	0	0	0	2	0	0	0
	Orders of Protection	0	0	0	0	0	0	0	0
Misdemeanors	Criminal Failure to Appear	9	4	13	4	4	3	3	6
	DUI	12	13	31	14	14	12	23	17
	Other Criminal Traffic	18	21	24	16	16	2	2	14
	Other Misdemeanors	161	179	231	153	138	56	371	184
	Serious Criminal Traffic	0	0	2	7	4	3	10	4
Non-Criminal	Civil Traffic	118	80	116	225	154	52	53	114
	Non-Parking	12	34	86	17	23	13	19	29
	Parking	0	0	0	0	0	0	0	0
Group Total		330	331	503	436	355	141	481	368

NOTE: Figures may not correspond to previously published Data Reports due to corrected information received after publication.

# Municipal Courts

## Court Case Activity by Fiscal Year

### APACHE COUNTY, SPRINGERVILLE MUNICIPAL COURT, F I L I N G S

		F I L I N G S							Average
		Fiscal Year							
		2014	2015	2016	2017	2018	2019	2020	
Case Category	Case Type								
Civil	Injunctions Against Harassment	0	0	0	0	0	0	0	0
	Orders of Protection	0	1	0	0	0	0	0	0
Misdemeanors	Criminal Failure to Appear	21	15	13	13	0	0	0	9
	DUI	39	37	10	8	15	10	10	18
	Other Criminal Traffic	63	43	42	38	45	35	39	44
	Other Misdemeanors	156	127	105	111	83	79	82	106
	Serious Criminal Traffic	6	2	7	5	2	3	1	4
Non-Criminal	Civil Traffic	588	466	455	639	601	401	399	507
	Non-Parking	5	33	19	21	4	8	14	15
	Parking	0	0	0	0	0	0	0	0
Group Total		878	724	651	835	750	536	545	703

*NOTE: Figures may not correspond to previously published Data Reports due to corrected information received after publication.*

# Municipal Courts

## Court Case Activity by Fiscal Year

### APACHE COUNTY, SPRINGERVILLE MUNICIPAL COURT, TERMINATIONS

		TERMINATIONS							Average
		Fiscal Year							
		2014	2015	2016	2017	2018	2019	2020	
Case Category	Case Type								
Civil	Injunctions Against Harassment	0	0	0	0	0	0	0	0
	Orders of Protection	0	0	0	0	0	0	0	0
Misdemeanors	Criminal Failure to Appear	15	17	11	7	7	4	5	9
	DUI	21	55	14	3	15	22	14	21
	Other Criminal Traffic	54	38	27	35	33	26	28	34
	Other Misdemeanors	202	173	134	124	105	106	98	135
	Serious Criminal Traffic	7	4	9	4	5	2	2	5
Non-Criminal	Civil Traffic	591	469	471	602	648	440	413	519
	Non-Parking	8	26	26	20	3	5	13	14
	Parking	0	0	0	0	0	0	0	0
Group Total		898	782	692	795	816	605	573	737

NOTE: Figures may not correspond to previously published Data Reports due to corrected information received after publication.

# Municipal Courts

## Court Case Activity by Fiscal Year

### APACHE COUNTY, ST. JOHNS MUNICIPAL COURT, F I L I N G S

		F I L I N G S							Average
		Fiscal Year							
		2014	2015	2016	2017	2018	2019	2020	
Case Category	Case Type								
Civil	Injunctions Against Harassment	0	0	0	0	0	0	0	0
	Orders of Protection	0	0	0	0	0	0	0	0
Misdemeanors	Criminal Failure to Appear	0	1	0	0	6	0	5	2
	DUI	6	22	32	41	3	5	8	17
	Other Criminal Traffic	12	30	27	54	25	14	9	24
	Other Misdemeanors	187	183	176	134	184	105	102	153
	Serious Criminal Traffic	0	4	3	4	3	0	9	3
Non-Criminal	Civil Traffic	40	221	391	404	127	127	93	200
	Non-Parking	0	0	2	0	0	0	0	0
	Parking	0	0	0	0	0	0	0	0
Group Total		245	461	631	637	348	251	226	399

NOTE: Figures may not correspond to previously published Data Reports due to corrected information received after publication.

# Municipal Courts

## Court Case Activity by Fiscal Year

### APACHE COUNTY, ST. JOHNS MUNICIPAL COURT, TERMINATIONS

		TERMINATIONS							Average
		Fiscal Year							
		2014	2015	2016	2017	2018	2019	2020	
Case Category	Case Type								
Civil	Injunctions Against Harassment	0	0	0	0	0	0	0	0
	Orders of Protection	0	0	0	0	0	0	0	0
Misdemeanors	Criminal Failure to Appear	6	2	0	2	9	4	11	5
	DUI	10	15	30	30	23	17	11	19
	Other Criminal Traffic	15	30	15	44	26	15	19	23
	Other Misdemeanors	181	228	150	139	147	164	140	164
	Serious Criminal Traffic	2	0	8	3	1	3	5	3
Non-Criminal	Civil Traffic	48	209	344	463	153	123	120	209
	Non-Parking	0	0	2	0	0	0	0	0
	Parking	0	0	0	0	0	0	0	0
<b>Group Total</b>		262	484	549	681	359	326	306	423

*NOTE: Figures may not correspond to previously published Data Reports due to corrected information received after publication.*

# Municipal Courts

## Court Case Activity by Fiscal Year

### COCHISE COUNTY, DOUGLAS MUNICIPAL COURT, FILINGS

		FILINGS						Average
		Fiscal Year						
		2014	2015	2016	2017	2018	2019	
Case Category	Case Type							
Civil	Injunctions Against Harassment	0	0	0	0	0	0	0
	Orders of Protection	0	0	0	0	0	0	0
Misdemeanors	Criminal Failure to Appear	0	0	0	0	0	0	0
	DUI	0	0	0	0	0	0	0
	Other Criminal Traffic	4	2	0	0	0	0	1
	Other Misdemeanors	0	0	0	0	0	0	0
	Serious Criminal Traffic	1	0	0	0	0	0	0
Non-Criminal	Civil Traffic	2,417	2,044	1,731	957	0	0	1,021
	Non-Parking	81	63	68	54	52	20	48
	Parking	191	168	151	86	383	175	165
<b>Group Total</b>		<b>2,694</b>	<b>2,277</b>	<b>1,950</b>	<b>1,097</b>	<b>435</b>	<b>195</b>	<b>1,235</b>

Note. As of January of 2017, Douglas Municipal Court was consolidated into Douglas Justice Court. That is, all municipal court functions have been transferred to the justice court.

**NOTE: Figures may not correspond to previously published Data Reports due to corrected information received after publication.**

# Municipal Courts

## Court Case Activity by Fiscal Year

### COCHISE COUNTY, DOUGLAS MUNICIPAL COURT, TERMINATIONS

		TERMINATIONS						Average
		Fiscal Year						
		2014	2015	2016	2017	2018	2019	
Case Category	Case Type							
Civil	Injunctions Against Harassment	0	0	0	0	0	0	0
	Orders of Protection	0	0	0	0	0	0	0
Misdemeanors	Criminal Failure to Appear	0	0	0	0	0	0	0
	DUI	0	0	0	0	0	0	0
	Other Criminal Traffic	2	2	0	0	0	0	1
	Other Misdemeanors	0	0	0	0	0	0	0
	Serious Criminal Traffic	0	0	0	0	0	0	0
Non-Criminal	Civil Traffic	2,869	2,284	2,027	1,273	160	111	1,246
	Non-Parking	97	68	114	35	60	13	55
	Parking	191	157	124	387	448	185	213
<b>Group Total</b>		<b>3,159</b>	<b>2,511</b>	<b>2,265</b>	<b>1,695</b>	<b>668</b>	<b>309</b>	<b>1,515</b>

Note. As of January of 2017, Douglas Municipal Court was consolidated into Douglas Justice Court.

**NOTE: Figures may not correspond to previously published Data Reports due to corrected information received after publication.**

# Municipal Courts

## Court Case Activity by Fiscal Year

### COCHISE COUNTY, HUACHUCA CITY MUNICIPAL COURT, F I L I N G S

		F I L I N G S							Average
		Fiscal Year							
		2014	2015	2016	2017	2018	2019	2020	
Case Category	Case Type								
Civil	Injunctions Against Harassment	8	12	3	16	11	1	1	7
	Orders of Protection	9	9	7	2	5	1	2	5
Misdemeanors	Criminal Failure to Appear	55	98	72	21	42	12	13	45
	DUI	12	8	13	9	16	2	15	11
	Other Criminal Traffic	41	25	36	32	37	23	14	30
	Other Misdemeanors	134	144	188	111	167	103	82	133
	Serious Criminal Traffic	3	3	0	0	3	0	3	2
Non-Criminal	Civil Traffic	859	552	629	792	1,079	546	759	745
	Non-Parking	0	0	0	1	0	9	8	3
	Parking	0	0	0	0	0	0	0	0
<b>Group Total</b>		<b>1,121</b>	<b>851</b>	<b>948</b>	<b>984</b>	<b>1,360</b>	<b>697</b>	<b>897</b>	<b>981</b>

*NOTE: Figures may not correspond to previously published Data Reports due to corrected information received after publication.*

# Municipal Courts

## Court Case Activity by Fiscal Year

### COCHISE COUNTY, HUACHUCA CITY MUNICIPAL COURT, TERMINATIONS

		TERMINATIONS							Average
		Fiscal Year							
		2014	2015	2016	2017	2018	2019	2020	
Case Category	Case Type								
Civil	Injunctions Against Harassment	7	8	3	16	11	1	1	7
	Orders of Protection	9	9	6	2	5	0	2	5
Misdemeanors	Criminal Failure to Appear	37	75	48	38	73	14	11	42
	DUI	5	15	12	12	14	6	9	10
	Other Criminal Traffic	40	35	35	31	41	21	19	32
	Other Misdemeanors	144	539	188	161	185	124	64	201
	Serious Criminal Traffic	0	4	1	0	2	1	0	1
Non-Criminal	Civil Traffic	880	688	700	793	1,256	632	651	800
	Non-Parking	1	2	3	3	0	6	8	3
	Parking	0	0	0	0	0	0	0	0
Group Total		1,123	1,375	996	1,056	1,587	805	765	1,101

NOTE: Figures may not correspond to previously published Data Reports due to corrected information received after publication.

# Municipal Courts

## Court Case Activity by Fiscal Year

### COCHISE COUNTY, SIERRA VISTA MUNICIPAL COURT, FILINGS

		FILINGS							Average
		Fiscal Year							
		2014	2015	2016	2017	2018	2019	2020	
Case Category	Case Type								
Civil	Injunctions Against Harassment	0	0	0	0	0	0	0	0
	Orders of Protection	0	0	0	0	0	0	0	0
Misdemeanors	Criminal Failure to Appear	2	3	6	2	3	0	0	2
	DUI	0	0	0	0	0	0	0	0
	Other Criminal Traffic	0	1	0	2	0	0	0	0
	Other Misdemeanors	8	48	14	19	6	1	4	14
	Serious Criminal Traffic	0	0	0	0	0	0	0	0
Non-Criminal	Civil Traffic	0	0	0	0	0	0	0	0
	Non-Parking	82	181	67	88	34	84	58	85
	Parking	0	0	1	0	0	0	0	0
Group Total		92	233	88	111	43	85	62	101

NOTE: Figures may not correspond to previously published Data Reports due to corrected information received after publication.

# Municipal Courts

## Court Case Activity by Fiscal Year

### COCHISE COUNTY, SIERRA VISTA MUNICIPAL COURT, TERMINATIONS

		TERMINATIONS							Average
		Fiscal Year							
		2014	2015	2016	2017	2018	2019	2020	
Case Category	Case Type								
Civil	Injunctions Against Harassment	0	0	0	0	0	0	0	0
	Orders of Protection	0	0	0	0	0	0	0	0
Misdemeanors	Criminal Failure to Appear	0	3	7	0	2	0	1	2
	DUI	0	0	0	0	0	0	0	0
	Other Criminal Traffic	1	1	0	2	0	1	0	1
	Other Misdemeanors	4	27	41	20	2	10	4	15
	Serious Criminal Traffic	0	0	0	0	0	0	0	0
Non-Criminal	Civil Traffic	0	0	0	0	0	0	0	0
	Non-Parking	68	139	106	109	41	76	56	85
	Parking	0	0	2	2	0	0	0	1
Group Total		73	170	156	133	45	87	61	104

NOTE: Figures may not correspond to previously published Data Reports due to corrected information received after publication.

# Municipal Courts

## Court Case Activity by Fiscal Year

### COCHISE COUNTY, TOMBSTONE MUNICIPAL COURT, F I L I N G S

		F I L I N G S							Average
		Fiscal Year							
		2014	2015	2016	2017	2018	2019	2020	
Case Category	Case Type								
Civil	Injunctions Against Harassment	7	4	12	5	4	6	2	6
	Orders of Protection	4	2	2	2	7	2	1	3
Misdemeanors	Criminal Failure to Appear	2	1	1	8	23	0	3	5
	DUI	8	13	25	38	29	50	63	32
	Other Criminal Traffic	11	30	70	62	55	38	14	40
	Other Misdemeanors	109	79	113	104	113	71	95	98
	Serious Criminal Traffic	2	3	5	0	6	3	2	3
Non-Criminal	Civil Traffic	78	158	397	474	381	193	156	262
	Non-Parking	0	0	0	0	2	2	0	1
	Parking	0	0	0	0	0	0	0	0
Group Total		221	290	625	693	620	365	336	450

*NOTE: Figures may not correspond to previously published Data Reports due to corrected information received after publication.*

# Municipal Courts

## Court Case Activity by Fiscal Year

### COCHISE COUNTY, TOMBSTONE MUNICIPAL COURT, TERMINATIONS

		TERMINATIONS							Average
		Fiscal Year							
		2014	2015	2016	2017	2018	2019	2020	
Case Category	Case Type								
Civil	Injunctions Against Harassment	7	4	12	5	4	5	3	6
	Orders of Protection	4	3	2	2	7	2	1	3
Misdemeanors	Criminal Failure to Appear	4	0	0	0	6	2	4	2
	DUI	8	10	21	39	18	27	125	35
	Other Criminal Traffic	19	32	55	65	41	33	20	38
	Other Misdemeanors	113	69	95	95	85	63	67	84
	Serious Criminal Traffic	1	3	7	5	5	2	2	4
Non-Criminal	Civil Traffic	130	153	366	541	382	241	166	283
	Non-Parking	0	0	0	0	2	1	1	1
	Parking	0	0	0	0	0	0	0	0
Group Total		286	274	558	752	550	376	389	456

NOTE: Figures may not correspond to previously published Data Reports due to corrected information received after publication.

# Municipal Courts

## Court Case Activity by Fiscal Year

### COCONINO COUNTY, FLAGSTAFF MUNICIPAL COURT, F I L I N G S

		F I L I N G S							Average
		Fiscal Year							
		2014	2015	2016	2017	2018	2019	2020	
Case Category	Case Type								
Civil	Injunctions Against Harassment	136	114	78	57	62	62	42	79
	Orders of Protection	112	112	104	107	115	92	62	101
Misdemeanors	Criminal Failure to Appear	303	116	89	52	37	59	3	94
	DUI	906	594	271	402	141	717	654	526
	Other Criminal Traffic	595	569	554	524	564	377	221	486
	Other Misdemeanors	6,490	5,902	5,896	6,125	5,561	5,854	5,767	5,942
	Serious Criminal Traffic	76	79	92	105	97	98	107	93
Non-Criminal	Civil Traffic	7,726	8,428	8,190	6,427	6,068	5,933	4,817	6,798
	Non-Parking	3	18	22	78	747	149	102	160
	Parking	217	310	1,153	4,006	1,326	1,447	1,280	1,391
Group Total		16,564	16,242	16,449	17,883	14,718	14,788	13,055	15,670

NOTE: Figures may not correspond to previously published Data Reports due to corrected information received after publication.

# Municipal Courts

## Court Case Activity by Fiscal Year

### COCONINO COUNTY, FLAGSTAFF MUNICIPAL COURT, TERMINATIONS

		TERMINATIONS							Average
		Fiscal Year							
		2014	2015	2016	2017	2018	2019	2020	
Case Category	Case Type								
Civil	Injunctions Against Harassment	136	111	80	55	60	61	41	78
	Orders of Protection	107	111	102	107	114	90	62	99
Misdemeanors	Criminal Failure to Appear	264	231	200	166	123	112	144	177
	DUI	890	701	550	455	582	817	598	656
	Other Criminal Traffic	569	540	566	518	773	390	279	519
	Other Misdemeanors	6,919	6,540	6,938	6,586	6,134	5,672	4,896	6,241
	Serious Criminal Traffic	116	118	146	153	203	120	89	135
Non-Criminal	Civil Traffic	8,692	8,783	9,198	7,612	6,609	6,708	5,050	7,522
	Non-Parking	4	18	26	79	579	142	102	136
	Parking	214	304	1,114	3,875	1,268	1,441	1,284	1,357
Group Total		17,911	17,457	18,920	19,606	16,445	15,553	12,545	16,920

NOTE: Figures may not correspond to previously published Data Reports due to corrected information received after publication.

# Municipal Courts

## Court Case Activity by Fiscal Year

### COCONINO COUNTY, FREDONIA MUNICIPAL COURT, F I L I N G S

		F I L I N G S							Average
		Fiscal Year							
		2014	2015	2016	2017	2018	2019	2020	
Case Category	Case Type								
Civil	Injunctions Against Harassment	3	3	4	0	0	0	0	1
	Orders of Protection	5	1	3	0	0	0	0	1
Misdemeanors	Criminal Failure to Appear	0	1	0	0	0	0	0	0
	DUI	8	14	7	1	5	5	8	7
	Other Criminal Traffic	18	12	4	6	5	5	6	8
	Other Misdemeanors	42	37	28	33	67	42	46	42
	Serious Criminal Traffic	4	2	1	1	0	1	2	2
Non-Criminal	Civil Traffic	236	167	184	175	176	156	676	253
	Non-Parking	0	9	29	25	13	2	1	11
	Parking	0	0	0	0	0	0	0	0
Group Total		316	246	260	241	266	211	739	325

NOTE: Figures may not correspond to previously published Data Reports due to corrected information received after publication.

# Municipal Courts

## Court Case Activity by Fiscal Year

### COCONINO COUNTY, FREDONIA MUNICIPAL COURT, TERMINATIONS

		TERMINATIONS							Average
		Fiscal Year							
		2014	2015	2016	2017	2018	2019	2020	
Case Category	Case Type								
Civil	Injunctions Against Harassment	3	3	4	0	0	0	0	1
	Orders of Protection	5	1	3	0	0	0	0	1
Misdemeanors	Criminal Failure to Appear	4	1	0	0	0	0	0	1
	DUI	6	20	5	0	4	6	7	7
	Other Criminal Traffic	24	20	3	5	4	5	4	9
	Other Misdemeanors	85	76	25	25	71	59	39	54
	Serious Criminal Traffic	5	3	1	0	0	2	2	2
Non-Criminal	Civil Traffic	346	264	137	194	172	161	631	272
	Non-Parking	0	7	30	20	14	7	1	11
	Parking	0	0	0	0	0	0	0	0
Group Total		478	395	208	244	265	240	684	358

NOTE: Figures may not correspond to previously published Data Reports due to corrected information received after publication.

# Municipal Courts

## Court Case Activity by Fiscal Year

### COCONINO COUNTY, PAGE MUNICIPAL COURT, F I L I N G S

		F I L I N G S							Average
		Fiscal Year							
		2014	2015	2016	2017	2018	2019	2020	
Case Category	Case Type								
Civil	Injunctions Against Harassment	24	23	25	23	24	27	27	25
	Orders of Protection	64	38	37	28	68	40	34	44
Misdemeanors	Criminal Failure to Appear	60	20	80	41	71	42	79	56
	DUI	152	168	141	173	162	136	111	149
	Other Criminal Traffic	86	50	70	61	55	59	43	61
	Other Misdemeanors	1,673	1,568	1,635	1,953	1,835	2,202	1,552	1,774
	Serious Criminal Traffic	29	21	31	40	24	28	22	28
Non-Criminal	Civil Traffic	453	354	526	467	423	696	354	468
	Non-Parking	2	0	2	0	0	0	0	1
	Parking	172	52	45	31	9	18	22	50
Group Total		2,715	2,294	2,592	2,817	2,671	3,248	2,244	2,656

NOTE: Figures may not correspond to previously published Data Reports due to corrected information received after publication.

# Municipal Courts

## Court Case Activity by Fiscal Year

### COCONINO COUNTY, PAGE MUNICIPAL COURT, TERMINATIONS

		TERMINATIONS							Average
		Fiscal Year							
		2014	2015	2016	2017	2018	2019	2020	
Case Category	Case Type								
Civil	Injunctions Against Harassment	24	23	23	23	24	27	27	24
	Orders of Protection	64	40	37	28	68	42	34	45
Misdemeanors	Criminal Failure to Appear	84	31	66	50	72	73	71	64
	DUI	140	152	170	154	125	143	127	144
	Other Criminal Traffic	73	40	54	46	52	59	50	53
	Other Misdemeanors	1,754	1,647	1,757	1,986	1,979	2,129	1,613	1,838
	Serious Criminal Traffic	25	22	29	26	23	30	20	25
Non-Criminal	Civil Traffic	554	444	588	493	470	712	430	527
	Non-Parking	2	0	2	0	0	0	0	1
	Parking	179	73	38	39	8	19	22	54
Group Total		2,899	2,472	2,764	2,845	2,821	3,234	2,394	2,775

NOTE: Figures may not correspond to previously published Data Reports due to corrected information received after publication.

# Municipal Courts

## Court Case Activity by Fiscal Year

### COCONINO COUNTY, WILLIAMS MUNICIPAL COURT, F I L I N G S

		F I L I N G S							Average
		Fiscal Year							
		2014	2015	2016	2017	2018	2019	2020	
Case Category	Case Type								
Civil	Injunctions Against Harassment	0	0	0	0	0	0	0	0
	Orders of Protection	0	0	0	0	0	0	0	0
Misdemeanors	Criminal Failure to Appear	5	2	4	9	4	2	10	5
	DUI	29	68	52	97	62	38	88	62
	Other Criminal Traffic	15	13	29	26	29	48	74	33
	Other Misdemeanors	202	200	168	204	223	186	236	203
	Serious Criminal Traffic	7	4	6	11	8	5	13	8
Non-Criminal	Civil Traffic	209	372	368	552	357	463	388	387
	Non-Parking	0	0	0	0	0	0	40	6
	Parking	50	13	19	10	4	24	21	20
Group Total		517	672	646	909	687	766	870	724

*NOTE: Figures may not correspond to previously published Data Reports due to corrected information received after publication.*

# Municipal Courts

## Court Case Activity by Fiscal Year

### COCONINO COUNTY, WILLIAMS MUNICIPAL COURT, TERMINATIONS

		TERMINATIONS							Average
		Fiscal Year							
		2014	2015	2016	2017	2018	2019	2020	
Case Category	Case Type								
Civil	Injunctions Against Harassment	0	0	0	0	0	0	0	0
	Orders of Protection	0	0	0	0	0	0	0	0
Misdemeanors	Criminal Failure to Appear	5	0	7	3	4	5	4	4
	DUI	42	45	55	85	86	28	50	56
	Other Criminal Traffic	18	13	19	19	28	33	47	25
	Other Misdemeanors	233	270	229	230	239	187	219	230
	Serious Criminal Traffic	7	7	4	10	5	5	10	7
Non-Criminal	Civil Traffic	221	378	397	608	372	471	400	407
	Non-Parking	2	0	0	0	0	0	39	6
	Parking	49	18	20	9	6	20	20	20
Group Total		577	731	731	964	740	749	789	755

NOTE: Figures may not correspond to previously published Data Reports due to corrected information received after publication.

# Municipal Courts

## Court Case Activity by Fiscal Year

### GILA COUNTY, GLOBE MUNICIPAL COURT, FILINGS

		FILINGS							Average
		Fiscal Year							
		2014	2015	2016	2017	2018	2019	2020	
Case Category	Case Type								
Civil	Injunctions Against Harassment	0	0	0	0	0	0	0	0
	Orders of Protection	0	2	0	0	0	0	0	0
Misdemeanors	Criminal Failure to Appear	0	0	0	0	0	0	0	0
	DUI	0	0	0	0	0	0	0	0
	Other Criminal Traffic	2	0	4	1	0	6	0	2
	Other Misdemeanors	0	0	0	1	1	3	0	1
	Serious Criminal Traffic	0	1	0	0	0	0	0	0
Non-Criminal	Civil Traffic	1,127	745	967	552	441	801	710	763
	Non-Parking	83	17	23	100	62	72	89	64
	Parking	168	53	34	15	6	5	47	47
<b>Group Total</b>		<b>1,380</b>	<b>818</b>	<b>1,028</b>	<b>669</b>	<b>510</b>	<b>887</b>	<b>846</b>	<b>877</b>

*NOTE: Figures may not correspond to previously published Data Reports due to corrected information received after publication.*

# Municipal Courts

## Court Case Activity by Fiscal Year

### GILA COUNTY, GLOBE MUNICIPAL COURT, TERMINATIONS

		TERMINATIONS							Average
		Fiscal Year							
		2014	2015	2016	2017	2018	2019	2020	
Case Category	Case Type								
Civil	Injunctions Against Harassment	0	0	0	0	0	0	0	0
	Orders of Protection	0	1	0	0	0	0	0	0
Misdemeanors	Criminal Failure to Appear	12	7	4	2	3	3	1	5
	DUI	0	0	0	0	1	0	0	0
	Other Criminal Traffic	30	27	20	14	16	11	5	18
	Other Misdemeanors	2	3	2	4	2	4	2	3
	Serious Criminal Traffic	0	1	2	0	0	0	1	1
Non-Criminal	Civil Traffic	3,834	995	1,277	859	727	974	825	1,356
	Non-Parking	78	27	18	84	58	90	104	66
	Parking	168	61	36	16	8	7	47	49
Group Total		4,124	1,122	1,359	979	815	1,089	985	1,498

NOTE: Figures may not correspond to previously published Data Reports due to corrected information received after publication.

# Municipal Courts

## Court Case Activity by Fiscal Year

### GILA COUNTY, HAYDEN MUNICIPAL COURT, FILINGS

		FILINGS							Average
		Fiscal Year							
		2014	2015	2016	2017	2018	2019	2020	
Case Category	Case Type								
Civil	Injunctions Against Harassment	2	7	2	6	1	2	0	3
	Orders of Protection	2	3	6	3	7	4	2	4
Misdemeanors	Criminal Failure to Appear	0	1	0	0	0	0	2	0
	DUI	1	0	8	0	0	4	7	3
	Other Criminal Traffic	7	7	8	7	14	5	5	8
	Other Misdemeanors	84	33	14	18	17	26	14	29
	Serious Criminal Traffic	1	0	0	1	0	0	0	0
Non-Criminal	Civil Traffic	70	40	42	25	107	67	11	52
	Non-Parking	0	0	0	0	0	0	2	0
	Parking	0	0	0	0	0	0	0	0
Group Total		167	91	80	60	146	108	43	99

NOTE: Figures may not correspond to previously published Data Reports due to corrected information received after publication.

# Municipal Courts

## Court Case Activity by Fiscal Year

### GILA COUNTY, HAYDEN MUNICIPAL COURT, TERMINATIONS

		TERMINATIONS							Average
		Fiscal Year							
		2014	2015	2016	2017	2018	2019	2020	
Case Category	Case Type								
Civil	Injunctions Against Harassment	1	7	2	5	1	2	0	3
	Orders of Protection	3	2	6	3	7	4	2	4
Misdemeanors	Criminal Failure to Appear	0	0	0	0	0	0	1	0
	DUI	5	1	5	3	0	1	9	3
	Other Criminal Traffic	9	7	4	1	9	4	10	6
	Other Misdemeanors	66	17	15	4	15	12	37	24
	Serious Criminal Traffic	2	0	1	0	0	0	0	0
Non-Criminal	Civil Traffic	75	35	38	14	114	50	27	50
	Non-Parking	0	0	0	0	0	0	2	0
	Parking	0	0	0	0	0	0	0	0
Group Total		161	69	71	30	146	73	88	90

NOTE: Figures may not correspond to previously published Data Reports due to corrected information received after publication.

# Municipal Courts

## Court Case Activity by Fiscal Year

### GILA COUNTY, MIAMI MUNICIPAL COURT, FILINGS

		FILINGS							Average
		Fiscal Year							
		2014	2015	2016	2017	2018	2019	2020	
Case Category	Case Type								
Civil	Injunctions Against Harassment	0	0	0	0	0	0	0	0
	Orders of Protection	0	0	0	0	0	0	0	0
Misdemeanors	Criminal Failure to Appear	2	5	1	2	0	0	0	1
	DUI	0	0	0	0	0	0	0	0
	Other Criminal Traffic	1	1	8	4	5	6	0	4
	Other Misdemeanors	21	32	10	2	5	4	15	13
	Serious Criminal Traffic	0	0	0	0	0	0	0	0
Non-Criminal	Civil Traffic	229	179	124	197	477	364	604	311
	Non-Parking	97	136	69	19	12	38	185	79
	Parking	0	0	0	0	0	0	0	0
Group Total		350	353	212	224	499	412	804	408

NOTE: Figures may not correspond to previously published Data Reports due to corrected information received after publication.

# Municipal Courts

## Court Case Activity by Fiscal Year

### GILA COUNTY, MIAMI MUNICIPAL COURT, TERMINATIONS

		TERMINATIONS							Average
		Fiscal Year							
		2014	2015	2016	2017	2018	2019	2020	
Case Category	Case Type								
Civil	Injunctions Against Harassment	0	0	0	0	0	0	0	0
	Orders of Protection	0	0	0	0	0	0	0	0
Misdemeanors	Criminal Failure to Appear	6	6	3	2	3	3	1	3
	DUI	0	0	0	0	0	0	0	0
	Other Criminal Traffic	6	2	10	3	9	8	1	6
	Other Misdemeanors	15	29	5	3	6	5	9	10
	Serious Criminal Traffic	0	0	0	0	0	0	0	0
Non-Criminal	Civil Traffic	289	198	166	205	522	456	582	345
	Non-Parking	59	73	29	8	10	22	131	47
	Parking	0	0	0	0	0	0	0	0
Group Total		375	308	213	221	550	494	724	411

NOTE: Figures may not correspond to previously published Data Reports due to corrected information received after publication.

# Municipal Courts

## Court Case Activity by Fiscal Year

### GILA COUNTY, PAYSON MUNICIPAL COURT, FILINGS

		FILINGS							Average
		Fiscal Year							
		2014	2015	2016	2017	2018	2019	2020	
Case Category	Case Type								
Civil	Injunctions Against Harassment	0	0	0	0	0	0	0	0
	Orders of Protection	0	0	0	0	0	0	0	0
Misdemeanors	Criminal Failure to Appear	155	121	122	110	187	132	71	128
	DUI	149	90	110	86	118	116	123	113
	Other Criminal Traffic	124	96	82	63	114	103	86	95
	Other Misdemeanors	535	575	540	613	657	552	674	592
	Serious Criminal Traffic	26	18	17	20	37	23	22	23
Non-Criminal	Civil Traffic	826	746	508	534	1,053	1,054	1,080	829
	Non-Parking	0	0	0	0	3	4	15	3
	Parking	1	0	0	0	0	0	0	0
Group Total		1,816	1,646	1,379	1,426	2,169	1,984	2,071	1,783

NOTE: Figures may not correspond to previously published Data Reports due to corrected information received after publication.

# Municipal Courts

## Court Case Activity by Fiscal Year

### GILA COUNTY, PAYSON MUNICIPAL COURT, TERMINATIONS

		TERMINATIONS							Average
		Fiscal Year							
		2014	2015	2016	2017	2018	2019	2020	
Case Category	Case Type								
Civil	Injunctions Against Harassment	0	0	0	0	0	0	0	0
	Orders of Protection	0	0	0	0	0	0	0	0
Misdemeanors	Criminal Failure to Appear	124	130	101	104	133	111	85	113
	DUI	139	135	135	125	155	140	74	129
	Other Criminal Traffic	114	106	83	73	92	102	68	91
	Other Misdemeanors	765	802	739	736	832	820	440	733
	Serious Criminal Traffic	23	21	25	24	34	39	13	26
Non-Criminal	Civil Traffic	822	895	620	562	1,046	1,145	1,035	875
	Non-Parking	0	0	0	0	16	17	17	7
	Parking	1	0	0	0	0	0	0	0
Group Total		1,988	2,089	1,703	1,624	2,308	2,374	1,732	1,974

NOTE: Figures may not correspond to previously published Data Reports due to corrected information received after publication.

# Municipal Courts

## Court Case Activity by Fiscal Year

### GILA COUNTY, STAR VALLEY MUNICIPAL COURT, F I L I N G S

		F I L I N G S							Average
		Fiscal Year							
		2014	2015	2016	2017	2018	2019	2020	
Case Category	Case Type								
Civil	Injunctions Against Harassment	0	0	0	0	0	0	0	0
	Orders of Protection	0	0	0	0	0	0	0	0
Misdemeanors	Criminal Failure to Appear	0	0	0	0	0	0	0	0
	DUI	0	0	0	0	0	0	0	0
	Other Criminal Traffic	0	1	0	2	1	3	0	1
	Other Misdemeanors	0	0	0	0	0	0	0	0
	Serious Criminal Traffic	0	0	0	0	0	0	0	0
Non-Criminal	Civil Traffic	17,103	21,682	21,045	6,341	95	177	183	9,518
	Non-Parking	0	0	0	0	1	0	7	1
	Parking	0	0	0	0	0	0	0	0
<b>Group Total</b>		17,103	21,683	21,045	6,343	97	180	190	9,520

*NOTE: Figures may not correspond to previously published Data Reports due to corrected information received after publication.*

# Municipal Courts

## Court Case Activity by Fiscal Year

### GILA COUNTY, STAR VALLEY MUNICIPAL COURT, TERMINATIONS

		TERMINATIONS							Average
		Fiscal Year							
		2014	2015	2016	2017	2018	2019	2020	
Case Category	Case Type								
Civil	Injunctions Against Harassment	0	0	0	0	0	0	0	0
	Orders of Protection	0	0	0	0	0	0	0	0
Misdemeanors	Criminal Failure to Appear	0	0	0	0	0	0	0	0
	DUI	0	0	0	0	0	0	0	0
	Other Criminal Traffic	0	0	0	1	2	2	1	1
	Other Misdemeanors	0	0	0	0	0	0	0	0
	Serious Criminal Traffic	0	0	0	0	0	0	0	0
Non-Criminal	Civil Traffic	15,951	18,007	24,035	13,280	180	210	209	10,267
	Non-Parking	0	0	0	0	1	0	7	1
	Parking	0	0	0	0	0	0	0	0
<b>Group Total</b>		15,951	18,007	24,035	13,281	183	212	217	10,269

*NOTE: Figures may not correspond to previously published Data Reports due to corrected information received after publication.*

# Municipal Courts

## Court Case Activity by Fiscal Year

### GILA COUNTY, WINKELMAN MUNICIPAL COURT, FILINGS

		FILINGS							Average
		Fiscal Year							
		2014	2015	2016	2017	2018	2019	2020	
Case Category	Case Type								
Civil	Injunctions Against Harassment	2	4	3	2	3	0	0	2
	Orders of Protection	5	3	2	3	3	1	0	2
Misdemeanors	Criminal Failure to Appear	1	3	0	0	0	0	0	1
	DUI	1	6	3	3	4	0	0	2
	Other Criminal Traffic	17	14	18	4	7	5	1	9
	Other Misdemeanors	26	20	31	31	27	21	7	23
	Serious Criminal Traffic	2	1	2	0	1	0	0	1
Non-Criminal	Civil Traffic	171	50	73	6	22	22	6	50
	Non-Parking	1	6	4	0	4	1	1	2
	Parking	0	0	0	0	0	0	0	0
Group Total		226	107	136	49	71	50	15	92

NOTE: Figures may not correspond to previously published Data Reports due to corrected information received after publication.

# Municipal Courts

## Court Case Activity by Fiscal Year

### GILA COUNTY, WINKELMAN MUNICIPAL COURT, TERMINATIONS

		TERMINATIONS							Average
		Fiscal Year							
		2014	2015	2016	2017	2018	2019	2020	
Case Category	Case Type								
Civil	Injunctions Against Harassment	2	3	3	2	3	0	0	2
	Orders of Protection	4	3	2	3	3	1	0	2
Misdemeanors	Criminal Failure to Appear	0	0	0	1	0	7	0	1
	DUI	0	0	3	0	3	0	0	1
	Other Criminal Traffic	14	10	15	4	6	19	0	10
	Other Misdemeanors	27	16	25	16	11	18	3	17
	Serious Criminal Traffic	3	1	2	0	1	0	0	1
Non-Criminal	Civil Traffic	194	56	88	12	35	29	11	61
	Non-Parking	9	6	3	0	4	11	0	5
	Parking	0	0	0	0	0	0	0	0
Group Total		253	95	141	38	66	85	14	100

NOTE: Figures may not correspond to previously published Data Reports due to corrected information received after publication.

# Municipal Courts

## Court Case Activity by Fiscal Year

*GRAHAM COUNTY, PIMA MUNICIPAL COURT, F I L I N G S*

		<i>F I L I N G S</i>							<i>Average</i>
		<i>Fiscal Year</i>							
		<i>2014</i>	<i>2015</i>	<i>2016</i>	<i>2017</i>	<i>2018</i>	<i>2019</i>	<i>2020</i>	
<i>Case Category</i>	<i>Case Type</i>								
<i>Civil</i>	<i>Injunctions Against Harassment</i>	0	0	0	0	0	0	0	0
	<i>Orders of Protection</i>	0	0	0	0	0	0	3	0
<i>Misdemeanors</i>	<i>Criminal Failure to Appear</i>	7	8	7	2	5	8	8	6
	<i>DUI</i>	4	6	8	11	6	44	36	16
	<i>Other Criminal Traffic</i>	13	22	13	18	25	44	24	23
	<i>Other Misdemeanors</i>	53	86	71	75	54	81	98	74
	<i>Serious Criminal Traffic</i>	0	0	2	2	0	5	3	2
<i>Non-Criminal</i>	<i>Civil Traffic</i>	146	174	94	213	318	189	112	178
	<i>Non-Parking</i>	9	4	9	11	5	2	1	6
	<i>Parking</i>	0	0	0	0	0	0	0	0
<i>Group Total</i>		232	300	204	332	413	373	285	305

*NOTE: Figures may not correspond to previously published Data Reports due to corrected information received after publication.*

# Municipal Courts

## Court Case Activity by Fiscal Year

### GRAHAM COUNTY, PIMA MUNICIPAL COURT, TERMINATIONS

		TERMINATIONS							Average
		Fiscal Year							
		2014	2015	2016	2017	2018	2019	2020	
Case Category	Case Type								
Civil	Injunctions Against Harassment	0	0	0	0	0	0	0	0
	Orders of Protection	0	0	0	0	0	0	3	0
Misdemeanors	Criminal Failure to Appear	5	6	8	4	1	10	7	6
	DUI	9	19	14	30	31	45	38	27
	Other Criminal Traffic	19	18	21	21	18	37	23	22
	Other Misdemeanors	59	86	79	104	88	83	91	84
	Serious Criminal Traffic	0	0	2	1	0	3	3	1
Non-Criminal	Civil Traffic	148	181	144	226	340	201	129	196
	Non-Parking	10	4	12	7	6	3	1	6
	Parking	0	0	0	0	0	0	0	0
Group Total		250	314	280	393	484	382	295	342

NOTE: Figures may not correspond to previously published Data Reports due to corrected information received after publication.

# Municipal Courts

## Court Case Activity by Fiscal Year

### GRAHAM COUNTY, SAFFORD MUNICIPAL COURT, F I L I N G S

		F I L I N G S							Average
		Fiscal Year							
		2014	2015	2016	2017	2018	2019	2020	
<i>Case Category</i>	<i>Case Type</i>								
<i>Civil</i>	<i>Injunctions Against Harassment</i>	0	0	0	0	0	0	2	0
	<i>Orders of Protection</i>	0	0	0	0	0	0	6	1
<i>Misdemeanors</i>	<i>Criminal Failure to Appear</i>	93	106	60	22	68	56	67	67
	<i>DUI</i>	12	67	103	129	157	141	179	113
	<i>Other Criminal Traffic</i>	68	72	55	50	81	43	45	59
	<i>Other Misdemeanors</i>	773	783	655	525	678	543	508	638
	<i>Serious Criminal Traffic</i>	17	10	7	7	6	10	19	11
<i>Non-Criminal</i>	<i>Civil Traffic</i>	490	503	331	361	328	346	340	386
	<i>Non-Parking</i>	1	0	0	1	30	20	17	10
	<i>Parking</i>	0	0	0	0	0	0	0	0
<i>Group Total</i>		1,454	1,541	1,211	1,095	1,348	1,159	1,183	1,285

*NOTE: Figures may not correspond to previously published Data Reports due to corrected information received after publication.*

# Municipal Courts

## Court Case Activity by Fiscal Year

### GRAHAM COUNTY, SAFFORD MUNICIPAL COURT, TERMINATIONS

		TERMINATIONS							Average
		Fiscal Year							
		2014	2015	2016	2017	2018	2019	2020	
Case Category	Case Type								
Civil	Injunctions Against Harassment	0	0	0	0	0	0	2	0
	Orders of Protection	0	0	0	0	0	0	6	1
Misdemeanors	Criminal Failure to Appear	74	90	87	43	79	55	64	70
	DUI	35	204	293	297	329	189	190	220
	Other Criminal Traffic	59	67	85	44	76	62	48	63
	Other Misdemeanors	770	961	869	816	816	555	494	754
	Serious Criminal Traffic	19	11	9	11	7	36	15	15
Non-Criminal	Civil Traffic	524	518	363	370	375	369	355	411
	Non-Parking	0	1	0	1	35	49	17	15
	Parking	0	0	0	0	0	0	0	0
Group Total		1,481	1,852	1,706	1,582	1,717	1,315	1,191	1,549

NOTE: Figures may not correspond to previously published Data Reports due to corrected information received after publication.

# Municipal Courts

## Court Case Activity by Fiscal Year

### GRAHAM COUNTY, THATCHER MUNICIPAL COURT, F I L I N G S

		F I L I N G S							Average
		Fiscal Year							
		2014	2015	2016	2017	2018	2019	2020	
Case Category	Case Type								
Civil	Injunctions Against Harassment	2	9	0	4	5	6	4	4
	Orders of Protection	1	8	6	7	9	15	10	8
Misdemeanors	Criminal Failure to Appear	9	24	10	10	9	14	16	13
	DUI	22	19	44	75	42	29	14	35
	Other Criminal Traffic	73	65	50	57	32	30	13	46
	Other Misdemeanors	298	238	204	190	210	145	170	208
	Serious Criminal Traffic	12	12	10	3	3	4	0	6
Non-Criminal	Civil Traffic	586	471	322	337	323	322	211	367
	Non-Parking	52	13	30	13	6	7	7	18
	Parking	2	2	0	0	3	1	0	1
<b>Group Total</b>		<b>1,057</b>	<b>861</b>	<b>676</b>	<b>696</b>	<b>642</b>	<b>573</b>	<b>445</b>	<b>706</b>

*NOTE: Figures may not correspond to previously published Data Reports due to corrected information received after publication.*

# Municipal Courts

## Court Case Activity by Fiscal Year

### GRAHAM COUNTY, THATCHER MUNICIPAL COURT, TERMINATIONS

		TERMINATIONS							Average
		Fiscal Year							
		2014	2015	2016	2017	2018	2019	2020	
Case Category	Case Type								
Civil	Injunctions Against Harassment	2	9	0	4	5	6	3	4
	Orders of Protection	1	9	6	7	9	15	10	8
Misdemeanors	Criminal Failure to Appear	6	13	17	5	10	12	3	9
	DUI	31	45	85	86	110	108	21	69
	Other Criminal Traffic	74	73	54	53	42	38	21	51
	Other Misdemeanors	331	270	304	208	255	391	158	274
	Serious Criminal Traffic	14	15	11	3	6	3	1	8
Non-Criminal	Civil Traffic	647	514	395	367	346	368	256	413
	Non-Parking	53	13	24	16	13	7	7	19
	Parking	2	2	0	3	3	1	0	2
<b>Group Total</b>		<b>1,161</b>	<b>963</b>	<b>896</b>	<b>752</b>	<b>799</b>	<b>949</b>	<b>480</b>	<b>857</b>

*NOTE: Figures may not correspond to previously published Data Reports due to corrected information received after publication.*

# Municipal Courts

## Court Case Activity by Fiscal Year

*GREENLEE COUNTY, CLIFTON MUNICIPAL COURT, F I L I N G S*

		<b>F I L I N G S</b>							<i>Average</i>
		<i>Fiscal Year</i>							
		<i>2014</i>	<i>2015</i>	<i>2016</i>	<i>2017</i>	<i>2018</i>	<i>2019</i>	<i>2020</i>	
<i>Case Category</i>	<i>Case Type</i>								
<i>Civil</i>	<i>Injunctions Against Harassment</i>	4	10	9	3	11	2	1	6
	<i>Orders of Protection</i>	5	5	3	0	4	0	2	3
<i>Misdemeanors</i>	<i>Criminal Failure to Appear</i>	0	0	0	0	0	0	0	0
	<i>DUI</i>	14	16	32	29	56	51	48	35
	<i>Other Criminal Traffic</i>	47	40	26	31	35	33	10	32
	<i>Other Misdemeanors</i>	138	140	100	104	138	123	122	124
	<i>Serious Criminal Traffic</i>	8	9	1	0	5	2	5	4
<i>Non-Criminal</i>	<i>Civil Traffic</i>	409	335	273	302	342	288	187	305
	<i>Non-Parking</i>	29	20	14	16	26	19	2	18
	<i>Parking</i>	0	0	0	0	6	0	0	1
<i>Group Total</i>		654	575	458	485	623	518	377	528

*NOTE: Figures may not correspond to previously published Data Reports due to corrected information received after publication.*

# Municipal Courts

## Court Case Activity by Fiscal Year

*GREENLEE COUNTY, CLIFTON MUNICIPAL COURT, TERMINATIONS*

		<i>TERMINATIONS</i>							<i>Average</i>
		<i>Fiscal Year</i>							
		<i>2014</i>	<i>2015</i>	<i>2016</i>	<i>2017</i>	<i>2018</i>	<i>2019</i>	<i>2020</i>	
<i>Case Category</i>	<i>Case Type</i>								
<i>Civil</i>	<i>Injunctions Against Harassment</i>	0	2	1	3	9	2	1	3
	<i>Orders of Protection</i>	0	1	1	0	4	0	1	1
<i>Misdemeanors</i>	<i>Criminal Failure to Appear</i>	0	0	2	0	0	0	0	0
	<i>DUI</i>	13	38	22	28	33	72	34	34
	<i>Other Criminal Traffic</i>	44	42	24	18	37	55	11	33
	<i>Other Misdemeanors</i>	119	137	78	118	148	120	107	118
	<i>Serious Criminal Traffic</i>	8	9	1	1	3	11	3	5
<i>Non-Criminal</i>	<i>Civil Traffic</i>	351	415	244	279	345	304	202	306
	<i>Non-Parking</i>	29	26	12	12	34	17	4	19
	<i>Parking</i>	0	0	0	0	6	0	0	1
<i>Group Total</i>		564	670	385	459	619	581	363	520

*NOTE: Figures may not correspond to previously published Data Reports due to corrected information received after publication.*

# Municipal Courts

## Court Case Activity by Fiscal Year

### LA PAZ COUNTY, PARKER MUNICIPAL COURT, F I L I N G S

		F I L I N G S							Average
		Fiscal Year							
		2014	2015	2016	2017	2018	2019	2020	
Case Category	Case Type								
Civil	Injunctions Against Harassment	5	9	17	7	8	15	2	9
	Orders of Protection	13	8	9	6	6	10	7	8
Misdemeanors	Criminal Failure to Appear	23	27	35	10	4	5	1	15
	DUI	23	33	57	31	29	26	37	34
	Other Criminal Traffic	67	55	82	45	35	44	33	52
	Other Misdemeanors	197	135	149	131	139	225	185	166
	Serious Criminal Traffic	5	1	7	3	1	2	3	3
Non-Criminal	Civil Traffic	458	446	1,038	708	518	1,239	1,121	790
	Non-Parking	0	0	0	0	3	2	0	1
	Parking	0	0	0	0	0	0	0	0
Group Total		791	714	1,394	941	743	1,568	1,389	1,078

*NOTE: Figures may not correspond to previously published Data Reports due to corrected information received after publication.*

# Municipal Courts

## Court Case Activity by Fiscal Year

### LA PAZ COUNTY, PARKER MUNICIPAL COURT, TERMINATIONS

		TERMINATIONS							Average
		Fiscal Year							
		2014	2015	2016	2017	2018	2019	2020	
Case Category	Case Type								
Civil	Injunctions Against Harassment	5	9	17	7	8	15	2	9
	Orders of Protection	13	8	9	6	6	10	7	8
Misdemeanors	Criminal Failure to Appear	42	36	37	65	15	6	3	29
	DUI	22	25	26	36	35	26	16	27
	Other Criminal Traffic	91	79	76	83	53	37	30	64
	Other Misdemeanors	217	113	150	180	132	163	130	155
	Serious Criminal Traffic	3	2	2	6	2	3	2	3
Non-Criminal	Civil Traffic	562	490	1,083	943	590	1,107	1,211	855
	Non-Parking	0	0	0	0	2	2	0	1
	Parking	0	0	0	0	0	0	0	0
Group Total		955	762	1,400	1,326	843	1,369	1,401	1,151

NOTE: Figures may not correspond to previously published Data Reports due to corrected information received after publication.

# Municipal Courts

## Court Case Activity by Fiscal Year

### LA PAZ COUNTY, QUARTZSITE MUNICIPAL COURT, FILINGS

		FILINGS							Average
		Fiscal Year							
		2014	2015	2016	2017	2018	2019	2020	
Case Category	Case Type								
Civil	Injunctions Against Harassment	22	27	14	15	22	17	27	21
	Orders of Protection	7	19	12	15	37	11	7	15
Misdemeanors	Criminal Failure to Appear	9	0	6	14	26	25	15	14
	DUI	6	31	21	36	18	16	8	19
	Other Criminal Traffic	70	42	49	63	75	87	51	62
	Other Misdemeanors	103	113	157	243	166	146	115	149
	Serious Criminal Traffic	3	1	12	6	6	15	3	7
Non-Criminal	Civil Traffic	659	344	303	295	352	662	462	440
	Non-Parking	5	11	4	6	9	28	4	10
	Parking	6	1	0	0	0	0	0	1
<b>Group Total</b>		890	589	578	693	711	1,007	692	738

*NOTE: Figures may not correspond to previously published Data Reports due to corrected information received after publication.*

# Municipal Courts

## Court Case Activity by Fiscal Year

### LA PAZ COUNTY, QUARTZSITE MUNICIPAL COURT, TERMINATIONS

		TERMINATIONS							Average
		Fiscal Year							
		2014	2015	2016	2017	2018	2019	2020	
Case Category	Case Type								
Civil	Injunctions Against Harassment	18	26	12	14	22	16	27	19
	Orders of Protection	4	18	13	15	36	11	7	15
Misdemeanors	Criminal Failure to Appear	10	16	14	27	21	19	14	17
	DUI	14	22	20	33	22	29	12	22
	Other Criminal Traffic	85	58	61	71	55	98	51	68
	Other Misdemeanors	117	114	162	322	242	280	120	194
	Serious Criminal Traffic	3	3	10	5	11	12	8	7
Non-Criminal	Civil Traffic	899	459	376	357	433	753	491	538
	Non-Parking	19	17	11	15	14	29	1	15
	Parking	6	1	0	0	0	37	0	6
<b>Group Total</b>		<b>1,175</b>	<b>734</b>	<b>679</b>	<b>859</b>	<b>856</b>	<b>1,284</b>	<b>731</b>	<b>901</b>

*NOTE: Figures may not correspond to previously published Data Reports due to corrected information received after publication.*

# Municipal Courts

## Court Case Activity by Fiscal Year

### MARICOPA COUNTY, AVONDALE MUNICIPAL COURT, F I L I N G S

		F I L I N G S							Average
		Fiscal Year							
		2014	2015	2016	2017	2018	2019	2020	
Case Category	Case Type								
Civil	Injunctions Against Harassment	193	200	194	197	174	176	139	182
	Orders of Protection	547	510	537	523	432	422	331	472
Misdemeanors	Criminal Failure to Appear	274	197	125	85	93	26	82	126
	DUI	314	426	477	537	552	508	364	454
	Other Criminal Traffic	875	711	555	560	664	499	378	606
	Other Misdemeanors	2,047	1,950	1,656	1,600	1,802	1,518	1,833	1,772
	Serious Criminal Traffic	81	93	101	115	122	126	119	108
Non-Criminal	Civil Traffic	5,665	7,073	5,749	5,439	5,865	5,980	4,562	5,762
	Non-Parking	79	23	26	30	52	82	97	56
	Parking	146	272	493	509	471	379	371	377
Group Total		10,221	11,455	9,913	9,595	10,227	9,716	8,276	9,915

NOTE: Figures may not correspond to previously published Data Reports due to corrected information received after publication.

# Municipal Courts

## Court Case Activity by Fiscal Year

### MARICOPA COUNTY, AVONDALE MUNICIPAL COURT, TERMINATIONS

		TERMINATIONS							Average
		Fiscal Year							
		2014	2015	2016	2017	2018	2019	2020	
Case Category	Case Type								
Civil	Injunctions Against Harassment	193	201	192	193	174	175	138	181
	Orders of Protection	548	508	536	515	431	422	329	470
Misdemeanors	Criminal Failure to Appear	252	213	109	132	151	159	102	160
	DUI	387	529	763	674	502	487	359	529
	Other Criminal Traffic	950	758	714	674	633	539	357	661
	Other Misdemeanors	1,981	1,954	2,526	2,119	1,745	1,508	1,419	1,893
	Serious Criminal Traffic	91	119	150	168	108	126	110	125
Non-Criminal	Civil Traffic	6,895	8,022	6,610	6,259	6,157	6,066	4,546	6,365
	Non-Parking	88	18	33	18	55	94	79	55
	Parking	144	296	460	390	664	379	326	380
Group Total		11,529	12,618	12,093	11,142	10,620	9,955	7,765	10,819

NOTE: Figures may not correspond to previously published Data Reports due to corrected information received after publication.

# Municipal Courts

## Court Case Activity by Fiscal Year

### MARICOPA COUNTY, BUCKEYE MUNICIPAL COURT, FILINGS

		FILINGS							Average
		Fiscal Year							
		2014	2015	2016	2017	2018	2019	2020	
Case Category	Case Type								
Civil	Injunctions Against Harassment	72	66	50	83	146	165	134	102
	Orders of Protection	74	64	78	118	216	231	188	138
Misdemeanors	Criminal Failure to Appear	657	628	393	0	0	0	0	240
	DUI	248	254	294	292	377	424	399	327
	Other Criminal Traffic	558	561	735	741	876	596	340	630
	Other Misdemeanors	1,309	1,272	1,232	1,414	1,474	1,559	1,782	1,435
	Serious Criminal Traffic	56	44	56	62	57	40	80	56
Non-Criminal	Civil Traffic	4,239	3,614	3,773	4,606	4,970	4,715	3,899	4,259
	Non-Parking	104	107	85	97	221	237	219	153
	Parking	647	517	578	661	491	515	202	516
Group Total		7,964	7,127	7,274	8,074	8,828	8,482	7,243	7,856

NOTE: Figures may not correspond to previously published Data Reports due to corrected information received after publication.

# Municipal Courts

## Court Case Activity by Fiscal Year

### MARICOPA COUNTY, BUCKEYE MUNICIPAL COURT, TERMINATIONS

		TERMINATIONS							Average
		Fiscal Year							
		2014	2015	2016	2017	2018	2019	2020	
Case Category	Case Type								
Civil	Injunctions Against Harassment	72	65	47	82	146	160	134	101
	Orders of Protection	74	64	74	112	216	229	187	137
Misdemeanors	Criminal Failure to Appear	553	570	376	2	0	0	1	215
	DUI	267	309	409	427	369	433	417	376
	Other Criminal Traffic	528	581	797	814	795	664	409	655
	Other Misdemeanors	1,232	1,506	1,755	1,794	1,363	1,589	1,684	1,560
	Serious Criminal Traffic	58	52	78	85	53	42	67	62
Non-Criminal	Civil Traffic	4,086	3,962	4,442	5,067	5,350	4,816	4,285	4,573
	Non-Parking	95	122	97	112	180	241	234	154
	Parking	620	579	589	778	522	524	212	546
Group Total		7,585	7,810	8,664	9,273	8,994	8,698	7,630	8,379

NOTE: Figures may not correspond to previously published Data Reports due to corrected information received after publication.

# Municipal Courts

## Court Case Activity by Fiscal Year

### MARICOPA COUNTY, CAREFREE/CAVE CREEK MUNICIPAL COURT, F I L I N G S

		F I L I N G S						Average
		Fiscal Year						
		2014	2015	2016	2017	2018	2019	
Case Category	Case Type							
Civil	Injunctions Against Harassment	0	3	0	2	2	1	1
	Orders of Protection	1	1	1	0	4	1	1
Misdemeanors	Criminal Failure to Appear	16	16	3	5	0	1	6
	DUI	124	59	80	81	31	25	57
	Other Criminal Traffic	104	67	52	41	58	15	48
	Other Misdemeanors	83	127	60	49	19	29	52
	Serious Criminal Traffic	8	8	2	5	10	3	5
Non- Criminal	Civil Traffic	1,556	1,295	1,066	594	1,253	929	956
	Non- Parking	1	11	9	8	7	5	6
	Parking	1	0	0	0	0	1	0
<b>Group Total</b>		<b>1,894</b>	<b>1,587</b>	<b>1,273</b>	<b>785</b>	<b>1,384</b>	<b>1,010</b>	<b>1,132</b>

Note. As of January of 2014, Cave Creek and Carefree Courts were consolidated

**NOTE: Figures may not correspond to previously published Data Reports due to corrected information received after publication.**

# Municipal Courts

## Court Case Activity by Fiscal Year

### MARICOPA COUNTY, CAREFREE/CAVE CREEK MUNICIPAL COURT, TERMINATIONS

		TERMINATIONS						Average
		Fiscal Year						
		2014	2015	2016	2017	2018	2019	
Case Category	Case Type							
Civil	Injunctions Against Harassment	0	3	0	2	2	1	1
	Orders of Protection	1	1	1	0	4	1	1
Misdemeanors	Criminal Failure to Appear	76	36	25	9	2	43	27
	DUI	106	89	63	89	45	24	59
	Other Criminal Traffic	178	76	60	32	52	56	65
	Other Misdemeanors	89	132	67	48	22	29	55
	Serious Criminal Traffic	14	5	4	7	6	5	6
Non-Criminal	Civil Traffic	1,613	1,289	1,118	638	1,245	985	984
	Non-Parking	1	11	9	7	6	7	6
	Parking	1	0	0	0	0	1	0
<b>Group Total</b>		<b>2,079</b>	<b>1,642</b>	<b>1,347</b>	<b>832</b>	<b>1,384</b>	<b>1,152</b>	<b>1,204</b>

Note. As of January of 2014, Cave Creek and Carefree Courts were consolidated

**NOTE: Figures may not correspond to previously published Data Reports due to corrected information received after publication.**

# Municipal Courts

## Court Case Activity by Fiscal Year

### MARICOPA COUNTY, CHANDLER MUNICIPAL COURT, F I L I N G S

		F I L I N G S							Average
		Fiscal Year							
		2014	2015	2016	2017	2018	2019	2020	
Case Category	Case Type								
Civil	Injunctions Against Harassment	324	328	346	309	380	383	316	341
	Orders of Protection	724	750	781	773	845	819	722	773
Misdemeanors	Criminal Failure to Appear	1,214	1,097	1,265	1,645	1,451	1,251	904	1,261
	DUI	1,807	1,721	1,666	1,676	1,907	2,119	1,801	1,814
	Other Criminal Traffic	1,252	1,153	1,252	1,419	1,799	1,161	592	1,233
	Other Misdemeanors	5,016	4,697	5,365	4,691	4,910	4,678	4,726	4,869
	Serious Criminal Traffic	281	256	278	293	277	264	294	278
Non-Criminal	Civil Traffic	28,715	26,761	19,484	23,298	34,006	29,434	23,982	26,526
	Non-Parking	169	385	169	93	98	57	67	148
	Parking	133	64	110	82	248	255	187	154
Group Total		39,635	37,212	30,716	34,279	45,921	40,421	33,591	37,397

*NOTE: Figures may not correspond to previously published Data Reports due to corrected information received after publication.*

# Municipal Courts

## Court Case Activity by Fiscal Year

### MARICOPA COUNTY, CHANDLER MUNICIPAL COURT, TERMINATIONS

		TERMINATIONS							Average
		Fiscal Year							
		2014	2015	2016	2017	2018	2019	2020	
Case Category	Case Type								
Civil	Injunctions Against Harassment	319	305	325	281	337	357	300	318
	Orders of Protection	716	716	748	712	728	709	639	710
Misdemeanors	Criminal Failure to Appear	1,249	1,067	1,084	1,256	1,433	1,538	912	1,220
	DUI	1,865	1,704	1,564	1,614	1,886	2,055	1,273	1,709
	Other Criminal Traffic	1,283	1,207	1,194	1,210	1,749	1,436	566	1,235
	Other Misdemeanors	5,110	4,488	4,848	4,542	4,722	4,878	3,496	4,583
	Serious Criminal Traffic	314	267	272	272	295	243	261	275
Non-Criminal	Civil Traffic	29,205	27,677	22,323	20,048	33,531	29,357	25,959	26,871
	Non-Parking	183	309	249	91	123	55	43	150
	Parking	137	78	109	82	297	208	177	155
Group Total		40,381	37,818	32,716	30,108	45,101	40,836	33,626	37,226

NOTE: Figures may not correspond to previously published Data Reports due to corrected information received after publication.

# Municipal Courts

## Court Case Activity by Fiscal Year

### MARICOPA COUNTY, EL MIRAGE MUNICIPAL COURT, F I L I N G S

		F I L I N G S							Average
		Fiscal Year							
		2014	2015	2016	2017	2018	2019	2020	
Case Category	Case Type								
Civil	Injunctions Against Harassment	48	33	26	50	36	42	25	37
	Orders of Protection	89	59	64	50	59	52	45	60
Misdemeanors	Criminal Failure to Appear	46	65	86	49	18	0	0	38
	DUI	120	175	291	209	230	312	233	224
	Other Criminal Traffic	329	384	392	365	378	416	279	363
	Other Misdemeanors	752	928	940	898	930	1,113	1,048	944
	Serious Criminal Traffic	26	42	46	41	40	43	31	38
Non-Criminal	Civil Traffic	37,705	37,486	34,870	12,885	21,520	20,378	4,684	24,218
	Non-Parking	10	11	37	15	24	70	61	33
	Parking	3	1	33	95	19	16	7	25
Group Total		39,128	39,184	36,785	14,657	23,254	22,442	6,413	25,980

*NOTE: Figures may not correspond to previously published Data Reports due to corrected information received after publication.*

# Municipal Courts

## Court Case Activity by Fiscal Year

### MARICOPA COUNTY, EL MIRAGE MUNICIPAL COURT, TERMINATIONS

		TERMINATIONS							Average
		Fiscal Year							
		2014	2015	2016	2017	2018	2019	2020	
Case Category	Case Type								
Civil	Injunctions Against Harassment	43	33	24	45	39	42	25	36
	Orders of Protection	83	55	64	50	64	52	45	59
Misdemeanors	Criminal Failure to Appear	71	235	492	72	46	25	8	136
	DUI	153	236	465	309	258	308	247	282
	Other Criminal Traffic	329	481	601	409	354	439	296	416
	Other Misdemeanors	995	1,417	1,938	1,381	988	1,059	920	1,243
	Serious Criminal Traffic	28	41	71	54	45	48	25	45
Non-Criminal	Civil Traffic	93,514	38,102	41,867	16,527	18,776	21,736	8,915	34,205
	Non-Parking	18	11	30	26	28	61	66	34
	Parking	3	3	29	102	20	18	8	26
Group Total		95,237	40,614	45,581	18,975	20,618	23,788	10,555	36,482

NOTE: Figures may not correspond to previously published Data Reports due to corrected information received after publication.

# Municipal Courts

## Court Case Activity by Fiscal Year

### MARICOPA COUNTY, FOUNTAIN HILLS MUNICIPAL COURT, F I L I N G S

		F I L I N G S							Average
		Fiscal Year							
		2014	2015	2016	2017	2018	2019	2020	
Case Category	Case Type								
Civil	Injunctions Against Harassment	19	22	13	15	18	19	17	18
	Orders of Protection	25	22	30	19	16	25	31	24
Misdemeanors	Criminal Failure to Appear	15	22	10	5	1	0	4	8
	DUI	96	93	33	58	41	31	59	59
	Other Criminal Traffic	92	107	111	62	44	24	54	71
	Other Misdemeanors	242	219	139	103	134	152	180	167
	Serious Criminal Traffic	17	18	6	4	11	3	14	10
Non-Criminal	Civil Traffic	992	1,203	1,157	1,732	620	520	1,791	1,145
	Non-Parking	105	29	86	448	313	20	98	157
	Parking	46	3	7	7	16	0	10	13
Group Total		1,649	1,738	1,592	2,453	1,214	794	2,258	1,672

NOTE: Figures may not correspond to previously published Data Reports due to corrected information received after publication.

# Municipal Courts

## Court Case Activity by Fiscal Year

### MARICOPA COUNTY, FOUNTAIN HILLS MUNICIPAL COURT, TERMINATIONS

		TERMINATIONS							Average
		Fiscal Year							
		2014	2015	2016	2017	2018	2019	2020	
Case Category	Case Type								
Civil	Injunctions Against Harassment	19	22	12	15	19	16	19	17
	Orders of Protection	25	22	30	19	16	24	31	24
Misdemeanors	Criminal Failure to Appear	25	13	22	13	6	4	3	12
	DUI	90	95	75	39	62	29	40	61
	Other Criminal Traffic	118	94	98	74	42	31	39	71
	Other Misdemeanors	333	274	185	208	126	141	142	201
	Serious Criminal Traffic	20	14	9	5	11	5	12	11
Non-Criminal	Civil Traffic	1,094	1,260	1,274	1,801	652	543	1,705	1,190
	Non-Parking	104	42	88	423	350	23	94	161
	Parking	56	8	9	7	19	3	5	15
Group Total		1,884	1,844	1,802	2,604	1,303	819	2,090	1,763

NOTE: Figures may not correspond to previously published Data Reports due to corrected information received after publication.

# Municipal Courts

## Court Case Activity by Fiscal Year

### MARICOPA COUNTY, GILA BEND MUNICIPAL COURT, FILINGS

		FILINGS							Average
		Fiscal Year							
		2014	2015	2016	2017	2018	2019	2020	
Case Category	Case Type								
Civil	Injunctions Against Harassment	0	0	0	0	0	0	0	0
	Orders of Protection	0	0	0	0	0	0	0	0
Misdemeanors	Criminal Failure to Appear	14	5	4	7	13	9	5	8
	DUI	3	6	0	3	2	0	0	2
	Other Criminal Traffic	18	27	17	10	20	30	16	20
	Other Misdemeanors	20	13	11	14	12	21	9	14
	Serious Criminal Traffic	0	3	0	0	0	1	0	1
Non-Criminal	Civil Traffic	319	457	845	342	239	366	521	441
	Non-Parking	2	4	0	0	0	0	0	1
	Parking	0	0	0	0	0	0	0	0
<b>Group Total</b>		376	515	877	376	286	427	551	487

Note. Gilabend is colocated with Ironwood Justice Court

NOTE: Figures may not correspond to previously published Data Reports due to corrected information received after publication.

# Municipal Courts

## Court Case Activity by Fiscal Year

### MARICOPA COUNTY, GILA BEND MUNICIPAL COURT, TERMINATIONS

		TERMINATIONS							Average
		Fiscal Year							
		2014	2015	2016	2017	2018	2019	2020	
Case Category	Case Type								
Civil	Injunctions Against Harassment	0	0	0	0	0	0	0	0
	Orders of Protection	0	0	0	0	0	0	0	0
Misdemeanors	Criminal Failure to Appear	8	12	14	33	9	4	2	12
	DUI	3	6	0	3	0	0	2	2
	Other Criminal Traffic	15	31	18	40	22	17	23	24
	Other Misdemeanors	24	11	18	21	12	10	10	15
	Serious Criminal Traffic	1	3	0	0	0	0	1	1
Non-Criminal	Civil Traffic	372	339	885	398	277	294	500	438
	Non-Parking	0	7	0	0	0	0	0	1
	Parking	0	0	0	0	0	0	0	0
Group Total		423	409	935	495	320	325	538	493

NOTE: Figures may not correspond to previously published Data Reports due to corrected information received after publication.

# Municipal Courts

## Court Case Activity by Fiscal Year

### MARICOPA COUNTY, GILBERT MUNICIPAL COURT, F I L I N G S

		F I L I N G S							Average
		Fiscal Year							
		2014	2015	2016	2017	2018	2019	2020	
Case Category	Case Type								
Civil	Injunctions Against Harassment	168	208	251	223	217	178	240	212
	Orders of Protection	391	484	470	520	560	591	507	503
Misdemeanors	Criminal Failure to Appear	0	0	0	0	0	0	0	0
	DUI	2,361	2,651	2,273	2,250	2,303	2,025	1,960	2,260
	Other Criminal Traffic	1,950	1,905	1,842	1,534	1,519	1,179	956	1,555
	Other Misdemeanors	3,591	3,340	3,379	3,069	3,131	3,003	3,027	3,220
	Serious Criminal Traffic	151	303	392	360	172	174	165	245
Non-Criminal	Civil Traffic	19,446	20,511	23,015	20,809	17,718	16,286	13,261	18,721
	Non-Parking	134	93	47	48	72	71	47	73
	Parking	701	953	525	698	630	835	546	698
Group Total		28,893	30,448	32,194	29,511	26,322	24,342	20,709	27,487

NOTE: Figures may not correspond to previously published Data Reports due to corrected information received after publication.

# Municipal Courts

## Court Case Activity by Fiscal Year

### MARICOPA COUNTY, GILBERT MUNICIPAL COURT, TERMINATIONS

		TERMINATIONS							Average
		Fiscal Year							
		2014	2015	2016	2017	2018	2019	2020	
Case Category	Case Type								
Civil	Injunctions Against Harassment	165	207	247	219	217	177	231	209
	Orders of Protection	381	478	466	504	559	592	496	497
Misdemeanors	Criminal Failure to Appear	0	0	0	0	0	0	0	0
	DUI	2,968	2,852	2,447	2,433	2,563	2,299	1,702	2,466
	Other Criminal Traffic	1,950	1,951	1,874	1,590	1,701	1,288	750	1,586
	Other Misdemeanors	3,886	3,437	3,555	3,163	3,434	3,178	2,680	3,333
	Serious Criminal Traffic	165	248	399	344	190	184	120	236
Non-Criminal	Civil Traffic	18,441	18,462	21,792	19,700	18,503	18,413	13,756	18,438
	Non-Parking	105	93	50	51	89	80	49	74
	Parking	635	895	604	702	738	908	683	738
Group Total		28,696	28,623	31,434	28,706	27,994	27,119	20,467	27,577

NOTE: Figures may not correspond to previously published Data Reports due to corrected information received after publication.

# Municipal Courts

## Court Case Activity by Fiscal Year

*MARICOPA COUNTY, GLENDALE MUNICIPAL COURT, F I L I N G S*

		<b>F I L I N G S</b>							<i>Average</i>
		<i>Fiscal Year</i>							
		<i>2014</i>	<i>2015</i>	<i>2016</i>	<i>2017</i>	<i>2018</i>	<i>2019</i>	<i>2020</i>	
<i>Case Category</i>	<i>Case Type</i>								
<i>Civil</i>	<i>Injunctions Against Harassment</i>	838	1,023	980	952	911	741	483	847
	<i>Orders of Protection</i>	2,022	2,281	2,262	1,981	2,013	1,834	1,480	1,982
<i>Misdemeanors</i>	<i>Criminal Failure to Appear</i>	723	814	1,031	675	680	529	342	685
	<i>DUI</i>	1,381	1,541	1,519	1,343	1,483	1,178	829	1,325
	<i>Other Criminal Traffic</i>	1,847	1,902	2,285	2,086	2,303	1,079	693	1,742
	<i>Other Misdemeanors</i>	6,529	7,070	7,936	7,066	7,163	5,753	5,798	6,759
	<i>Serious Criminal Traffic</i>	342	292	313	285	293	272	260	294
<i>Non-Criminal</i>	<i>Civil Traffic</i>	20,067	19,863	24,645	22,783	20,318	16,078	12,882	19,519
	<i>Non-Parking</i>	45	10	60	81	237	461	363	180
	<i>Parking</i>	4,026	3,482	3,727	3,745	3,733	3,320	2,339	3,482
<i>Group Total</i>		37,820	38,278	44,758	40,997	39,134	31,245	25,469	36,815

*NOTE: Figures may not correspond to previously published Data Reports due to corrected information received after publication.*

# Municipal Courts

## Court Case Activity by Fiscal Year

### MARICOPA COUNTY, GLENDALE MUNICIPAL COURT, TERMINATIONS

		TERMINATIONS							Average
		Fiscal Year							
		2014	2015	2016	2017	2018	2019	2020	
Case Category	Case Type								
Civil	Injunctions Against Harassment	819	1,000	973	949	898	742	479	837
	Orders of Protection	2,004	2,246	2,245	1,972	2,005	1,833	1,461	1,967
Misdemeanors	Criminal Failure to Appear	675	676	883	807	881	1,191	1,104	888
	DUI	1,744	1,720	1,956	1,650	1,649	1,217	765	1,529
	Other Criminal Traffic	2,285	2,081	2,404	2,151	2,308	2,026	1,358	2,088
	Other Misdemeanors	7,187	7,365	7,975	7,828	7,129	6,155	6,853	7,213
	Serious Criminal Traffic	335	337	359	354	276	332	311	329
Non-Criminal	Civil Traffic	34,485	24,622	28,061	28,786	22,055	17,158	16,203	24,481
	Non-Parking	67	22	76	108	340	399	388	200
	Parking	3,996	3,703	3,965	5,075	4,831	3,169	2,455	3,885
Group Total		53,597	43,772	48,897	49,680	42,372	34,222	31,377	43,417

NOTE: Figures may not correspond to previously published Data Reports due to corrected information received after publication.

# Municipal Courts

## Court Case Activity by Fiscal Year

*MARICOPA COUNTY, GOODYEAR MUNICIPAL COURT, FILINGS*

		<b>FILINGS</b>							<i>Average</i>
		<i>Fiscal Year</i>							
		<i>2014</i>	<i>2015</i>	<i>2016</i>	<i>2017</i>	<i>2018</i>	<i>2019</i>	<i>2020</i>	
<i>Case Category</i>	<i>Case Type</i>								
<i>Civil</i>	<i>Injunctions Against Harassment</i>	116	80	102	87	92	89	119	98
	<i>Orders of Protection</i>	141	134	151	132	93	129	158	134
<i>Misdemeanors</i>	<i>Criminal Failure to Appear</i>	0	0	0	0	138	117	67	46
	<i>DUI</i>	571	596	559	625	563	527	601	577
	<i>Other Criminal Traffic</i>	814	774	628	898	1,086	796	282	754
	<i>Other Misdemeanors</i>	1,044	1,056	1,328	1,476	1,276	1,223	1,127	1,219
	<i>Serious Criminal Traffic</i>	79	70	77	105	108	65	78	83
<i>Non-Criminal</i>	<i>Civil Traffic</i>	5,923	5,425	4,832	6,017	7,766	6,810	4,106	5,840
	<i>Non-Parking</i>	8	12	10	19	36	86	22	28
	<i>Parking</i>	244	71	77	218	154	218	161	163
<i>Group Total</i>		8,940	8,218	7,764	9,577	11,312	10,060	6,721	8,942

*NOTE: Figures may not correspond to previously published Data Reports due to corrected information received after publication.*

# Municipal Courts

## Court Case Activity by Fiscal Year

### MARICOPA COUNTY, GOODYEAR MUNICIPAL COURT, TERMINATIONS

		TERMINATIONS							Average
		Fiscal Year							
		2014	2015	2016	2017	2018	2019	2020	
Case Category	Case Type								
Civil	Injunctions Against Harassment	113	77	102	85	93	89	118	97
	Orders of Protection	134	132	147	130	92	129	157	132
Misdemeanors	Criminal Failure to Appear	0	0	0	0	141	133	45	46
	DUI	601	685	1,027	892	1,062	564	519	764
	Other Criminal Traffic	445	477	395	498	1,054	863	366	585
	Other Misdemeanors	1,278	1,432	1,824	1,955	1,804	1,235	975	1,500
	Serious Criminal Traffic	36	62	69	94	130	74	76	77
Non-Criminal	Civil Traffic	6,638	6,334	5,479	6,586	7,964	7,093	4,841	6,419
	Non-Parking	16	15	10	16	55	84	28	32
	Parking	254	77	79	188	180	217	156	164
<b>Group Total</b>		<b>9,515</b>	<b>9,291</b>	<b>9,132</b>	<b>10,444</b>	<b>12,575</b>	<b>10,481</b>	<b>7,281</b>	<b>9,816</b>

*NOTE: Figures may not correspond to previously published Data Reports due to corrected information received after publication.*

# Municipal Courts

## Court Case Activity by Fiscal Year

### MARICOPA COUNTY, GUADALUPE MUNICIPAL COURT, F I L I N G S

		F I L I N G S							Average
		Fiscal Year							
		2014	2015	2016	2017	2018	2019	2020	
Case Category	Case Type								
Civil	Injunctions Against Harassment	6	13	13	17	15	16	6	12
	Orders of Protection	15	18	14	17	22	28	7	17
Misdemeanors	Criminal Failure to Appear	0	0	53	20	1	1	0	11
	DUI	57	9	4	13	10	4	0	14
	Other Criminal Traffic	146	54	80	24	15	4	17	49
	Other Misdemeanors	323	173	124	106	168	123	81	157
	Serious Criminal Traffic	7	3	0	1	7	4	1	3
Non-Criminal	Civil Traffic	1,804	525	427	257	119	47	358	505
	Non-Parking	0	0	0	0	0	0	0	0
	Parking	0	0	0	0	0	0	0	0
<b>Group Total</b>		<b>2,358</b>	<b>795</b>	<b>715</b>	<b>455</b>	<b>357</b>	<b>227</b>	<b>470</b>	<b>768</b>

*NOTE: Figures may not correspond to previously published Data Reports due to corrected information received after publication.*

# Municipal Courts

## Court Case Activity by Fiscal Year

### MARICOPA COUNTY, GUADALUPE MUNICIPAL COURT, TERMINATIONS

		TERMINATIONS							Average
		Fiscal Year							
		2014	2015	2016	2017	2018	2019	2020	
Case Category	Case Type								
Civil	Injunctions Against Harassment	6	13	12	17	15	16	6	12
	Orders of Protection	13	16	12	14	25	28	7	16
Misdemeanors	Criminal Failure to Appear	0	8	104	74	15	7	41	36
	DUI	34	40	26	19	12	6	52	27
	Other Criminal Traffic	98	263	146	120	23	11	72	105
	Other Misdemeanors	172	501	295	416	285	158	249	297
	Serious Criminal Traffic	4	8	6	0	8	5	2	5
Non-Criminal	Civil Traffic	1,456	948	451	1,833	161	64	420	762
	Non-Parking	0	0	0	0	0	0	0	0
	Parking	0	0	0	0	0	0	0	0
Group Total		1,783	1,797	1,052	2,493	544	295	849	1,260

NOTE: Figures may not correspond to previously published Data Reports due to corrected information received after publication.

# Municipal Courts

## Court Case Activity by Fiscal Year

### MARICOPA COUNTY, LITCHFIELD PARK MUNICIPAL COURT, F I L I N G S

		F I L I N G S							Average
		Fiscal Year							
		2014	2015	2016	2017	2018	2019	2020	
Case Category	Case Type								
Civil	Injunctions Against Harassment	0	0	0	0	0	0	0	0
	Orders of Protection	0	0	0	0	0	0	0	0
Misdemeanors	Criminal Failure to Appear	7	7	10	9	2	0	1	5
	DUI	16	26	10	15	0	0	0	10
	Other Criminal Traffic	28	19	19	25	7	14	21	19
	Other Misdemeanors	51	56	41	27	9	12	15	30
	Serious Criminal Traffic	2	4	0	3	1	0	4	2
Non-Criminal	Civil Traffic	574	495	396	228	86	208	420	344
	Non-Parking	0	7	1	0	0	1	1	1
	Parking	32	19	96	19	3	3	0	25
<b>Group Total</b>		710	633	573	326	108	238	462	436

*NOTE: Figures may not correspond to previously published Data Reports due to corrected information received after publication.*

# Municipal Courts

## Court Case Activity by Fiscal Year

### MARICOPA COUNTY, LITCHFIELD PARK MUNICIPAL COURT, TERMINATIONS

		TERMINATIONS							Average
		Fiscal Year							
		2014	2015	2016	2017	2018	2019	2020	
Case Category	Case Type								
Civil	Injunctions Against Harassment	0	0	0	0	0	0	0	0
	Orders of Protection	0	0	0	0	0	0	0	0
Misdemeanors	Criminal Failure to Appear	13	8	3	13	10	1	1	7
	DUI	21	17	25	10	4	0	0	11
	Other Criminal Traffic	46	28	20	19	12	12	24	23
	Other Misdemeanors	83	95	73	52	18	11	13	49
	Serious Criminal Traffic	2	4	1	0	2	0	2	2
Non-Criminal	Civil Traffic	636	579	416	320	131	161	398	377
	Non-Parking	0	1	11	0	2	1	1	2
	Parking	23	14	60	26	3	3	0	18
Group Total		824	746	609	440	182	189	439	489

NOTE: Figures may not correspond to previously published Data Reports due to corrected information received after publication.

# Municipal Courts

## Court Case Activity by Fiscal Year

*MARICOPA COUNTY, MESA MUNICIPAL COURT, FILINGS*

		<b>FILINGS</b>							<i>Average</i>
		<i>Fiscal Year</i>							
		<i>2014</i>	<i>2015</i>	<i>2016</i>	<i>2017</i>	<i>2018</i>	<i>2019</i>	<i>2020</i>	
<i>Case Category</i>	<i>Case Type</i>								
<i>Civil</i>	<i>Injunctions Against Harassment</i>	617	557	614	553	595	490	443	553
	<i>Orders of Protection</i>	1,195	1,131	1,143	1,349	1,304	1,453	1,408	1,283
<i>Misdemeanors</i>	<i>Criminal Failure to Appear</i>	3,645	4,080	5,112	3,803	1,519	863	430	2,779
	<i>DUI</i>	5,775	4,972	4,897	3,306	4,574	3,665	3,441	4,376
	<i>Other Criminal Traffic</i>	5,595	5,576	5,120	3,723	3,596	2,116	1,070	3,828
	<i>Other Misdemeanors</i>	20,762	22,532	19,489	18,312	18,260	14,751	13,229	18,191
	<i>Serious Criminal Traffic</i>	325	354	406	343	366	285	271	336
<i>Non-Criminal</i>	<i>Civil Traffic</i>	71,811	73,336	65,552	75,658	74,959	80,664	71,027	73,287
	<i>Non-Parking</i>	0	0	464	737	3,050	2,968	1,641	1,266
	<i>Parking</i>	1,348	1,776	2,124	1,743	1,853	1,253	721	1,545
<i>Group Total</i>		111,073	114,314	104,921	109,527	110,076	108,508	93,681	107,444

*NOTE: Figures may not correspond to previously published Data Reports due to corrected information received after publication.*

# Municipal Courts

## Court Case Activity by Fiscal Year

### MARICOPA COUNTY, MESA MUNICIPAL COURT, TERMINATIONS

		TERMINATIONS							Average
		Fiscal Year							
		2014	2015	2016	2017	2018	2019	2020	
Case Category	Case Type								
Civil	Injunctions Against Harassment	617	557	348	601	741	571	406	549
	Orders of Protection	1,195	1,131	734	1,735	1,862	1,682	1,331	1,381
Misdemeanors	Criminal Failure to Appear	3,446	3,630	3,587	3,753	1,614	2,113	1,971	2,873
	DUI	5,685	4,778	4,615	4,011	4,294	3,822	3,050	4,322
	Other Criminal Traffic	5,823	5,480	5,114	3,663	3,793	2,645	1,291	3,973
	Other Misdemeanors	19,358	20,513	20,720	19,262	19,369	16,189	11,506	18,131
	Serious Criminal Traffic	363	354	365	387	411	351	337	367
Non-Criminal	Civil Traffic	77,104	77,296	72,395	68,063	75,791	82,276	83,577	76,643
	Non-Parking	0	0	444	730	1,287	2,316	1,681	923
	Parking	1,234	1,641	2,040	1,754	1,798	1,230	719	1,488
<b>Group Total</b>		<b>114,825</b>	<b>115,380</b>	<b>110,362</b>	<b>103,959</b>	<b>110,960</b>	<b>113,195</b>	<b>105,869</b>	<b>110,650</b>

*NOTE: Figures may not correspond to previously published Data Reports due to corrected information received after publication.*

# Municipal Courts

## Court Case Activity by Fiscal Year

### MARICOPA COUNTY, PARADISE VALLEY MUNICIPAL COURT, FILINGS

		FILINGS							Average
		Fiscal Year							
		2014	2015	2016	2017	2018	2019	2020	
Case Category	Case Type								
Civil	Injunctions Against Harassment	9	7	10	9	5	2	7	7
	Orders of Protection	14	8	11	7	9	3	17	10
Misdemeanors	Criminal Failure to Appear	270	308	157	179	206	270	159	221
	DUI	71	116	37	17	18	9	21	41
	Other Criminal Traffic	100	137	65	41	79	72	37	76
	Other Misdemeanors	102	84	45	22	37	35	29	51
	Serious Criminal Traffic	13	10	4	2	3	1	2	5
Non-Criminal	Civil Traffic	16,361	24,857	53,982	48,952	48,907	49,351	27,034	38,492
	Non-Parking	27	32	7	7	19	12	15	17
	Parking	432	443	422	165	179	225	127	285
Group Total		17,399	26,002	54,740	49,401	49,462	49,980	27,448	39,205

NOTE: Figures may not correspond to previously published Data Reports due to corrected information received after publication.

# Municipal Courts

## Court Case Activity by Fiscal Year

### MARICOPA COUNTY, PARADISE VALLEY MUNICIPAL COURT, TERMINATIONS

		TERMINATIONS							Average
		Fiscal Year							
		2014	2015	2016	2017	2018	2019	2020	
Case Category	Case Type								
Civil	Injunctions Against Harassment	10	7	4	4	2	2	6	5
	Orders of Protection	11	8	5	4	8	3	14	8
Misdemeanors	Criminal Failure to Appear	351	431	202	1	1	0	2	141
	DUI	103	137	67	54	91	91	99	92
	Other Criminal Traffic	129	227	129	116	128	122	78	133
	Other Misdemeanors	237	247	140	90	100	119	87	146
	Serious Criminal Traffic	18	16	12	10	16	9	14	14
Non-Criminal	Civil Traffic	18,088	22,668	51,902	53,712	53,995	49,591	28,086	39,720
	Non-Parking	64	98	57	12	20	12	7	39
	Parking	506	510	471	220	182	270	176	334
Group Total		19,517	24,349	52,989	54,223	54,543	50,219	28,569	40,632

NOTE: Figures may not correspond to previously published Data Reports due to corrected information received after publication.

# Municipal Courts

## Court Case Activity by Fiscal Year

### MARICOPA COUNTY, PEORIA MUNICIPAL COURT, FILINGS

		FILINGS							Average
		Fiscal Year							
		2014	2015	2016	2017	2018	2019	2020	
Case Category	Case Type								
Civil	Injunctions Against Harassment	211	124	122	154	290	300	220	203
	Orders of Protection	381	264	286	338	487	405	407	367
Misdemeanors	Criminal Failure to Appear	0	0	0	0	0	0	0	0
	DUI	851	927	817	1,055	879	1,258	1,106	985
	Other Criminal Traffic	1,248	1,029	898	952	1,020	963	642	965
	Other Misdemeanors	2,112	2,016	2,104	2,201	2,146	2,599	2,720	2,271
	Serious Criminal Traffic	69	93	106	173	125	135	122	118
Non-Criminal	Civil Traffic	10,254	7,412	7,297	7,260	8,521	8,751	6,499	7,999
	Non-Parking	340	237	131	142	275	199	227	222
	Parking	203	129	169	163	91	90	77	132
Group Total		15,669	12,231	11,930	12,438	13,834	14,700	12,020	13,262

NOTE: Figures may not correspond to previously published Data Reports due to corrected information received after publication.

# Municipal Courts

## Court Case Activity by Fiscal Year

### MARICOPA COUNTY, PEORIA MUNICIPAL COURT, TERMINATIONS

		TERMINATIONS							Average
		Fiscal Year							
		2014	2015	2016	2017	2018	2019	2020	
Case Category	Case Type								
Civil	Injunctions Against Harassment	210	122	113	138	291	399	213	212
	Orders of Protection	367	259	273	333	484	547	407	381
Misdemeanors	Criminal Failure to Appear	88	62	0	9	6	2	1	24
	DUI	1,193	1,745	1,919	2,246	901	1,060	783	1,407
	Other Criminal Traffic	1,306	1,217	1,026	1,010	929	965	607	1,009
	Other Misdemeanors	2,767	3,212	2,961	3,230	1,977	2,273	1,928	2,621
	Serious Criminal Traffic	83	138	175	226	113	134	97	138
Non-Criminal	Civil Traffic	11,815	8,956	8,096	8,610	8,981	8,788	6,223	8,781
	Non-Parking	367	281	183	186	262	198	220	242
	Parking	230	154	188	195	94	82	85	147
Group Total		18,426	16,146	14,934	16,183	14,038	14,448	10,564	14,962

NOTE: Figures may not correspond to previously published Data Reports due to corrected information received after publication.

# Municipal Courts

## Court Case Activity by Fiscal Year

### MARICOPA COUNTY, PHOENIX MUNICIPAL COURT, F I L I N G S

		F I L I N G S							Average
		Fiscal Year							
		2014	2015	2016	2017	2018	2019	2020	
Case Category	Case Type								
Civil	Injunctions Against Harassment	1,361	1,291	1,343	1,447	1,539	1,291	1,188	1,351
	Orders of Protection	2,710	2,508	2,684	2,963	2,961	2,756	2,473	2,722
Misdemeanors	Criminal Failure to Appear	7,042	6,080	5,135	6,724	6,010	6,295	4,111	5,914
	DUI	13,057	10,402	7,679	7,860	8,261	8,821	7,645	9,104
	Other Criminal Traffic	19,460	13,570	9,545	9,697	8,963	6,867	4,326	10,347
	Other Misdemeanors	28,377	24,806	22,184	24,194	26,670	28,457	26,767	25,922
	Serious Criminal Traffic	953	936	847	920	852	941	1,166	945
Non-Criminal	Civil Traffic	151,984	120,474	89,690	86,477	104,702	105,556	89,587	106,924
	Non-Parking	12,201	10,740	8,770	10,605	11,800	12,825	8,183	10,732
	Parking	12,787	13,060	13,083	11,966	12,405	10,937	9,537	11,968
Group Total		249,932	203,867	160,960	162,853	184,163	184,746	154,983	185,929

NOTE: Figures may not correspond to previously published Data Reports due to corrected information received after publication.

# Municipal Courts

## Court Case Activity by Fiscal Year

### MARICOPA COUNTY, PHOENIX MUNICIPAL COURT, TERMINATIONS

		TERMINATIONS							Average
		Fiscal Year							
		2014	2015	2016	2017	2018	2019	2020	
Case Category	Case Type								
Civil	Injunctions Against Harassment	1,322	1,273	1,321	1,555	1,539	1,309	1,188	1,358
	Orders of Protection	2,628	2,479	2,628	2,773	2,949	2,772	2,474	2,672
Misdemeanors	Criminal Failure to Appear	8,770	8,211	7,904	8,969	9,193	8,581	6,146	8,253
	DUI	15,349	12,567	10,620	9,163	9,761	9,478	7,998	10,705
	Other Criminal Traffic	21,764	16,037	13,540	12,276	12,072	10,197	6,923	13,258
	Other Misdemeanors	29,896	26,824	24,930	25,977	27,838	27,919	25,168	26,936
	Serious Criminal Traffic	1,017	1,002	995	917	962	973	919	969
Non-Criminal	Civil Traffic	152,093	121,511	96,360	81,775	105,900	110,072	88,358	108,010
	Non-Parking	12,639	10,433	8,987	9,614	12,376	12,641	9,257	10,850
	Parking	12,906	12,964	13,097	12,193	12,324	11,049	8,295	11,833
Group Total		258,384	213,301	180,382	165,212	194,914	194,991	156,726	194,844

NOTE: Figures may not correspond to previously published Data Reports due to corrected information received after publication.

# Municipal Courts

## Court Case Activity by Fiscal Year

### MARICOPA COUNTY, SCOTTSDALE MUNICIPAL COURT, F I L I N G S

		F I L I N G S							Average
		Fiscal Year							
		2014	2015	2016	2017	2018	2019	2020	
Case Category	Case Type								
Civil	Injunctions Against Harassment	364	310	287	330	335	315	321	323
	Orders of Protection	592	564	575	584	536	533	546	561
Misdemeanors	Criminal Failure to Appear	1,798	1,668	1,834	1,696	1,251	938	789	1,425
	DUI	6,108	5,101	5,118	4,649	4,340	4,092	3,753	4,737
	Other Criminal Traffic	5,040	4,774	4,444	3,977	4,011	3,032	2,203	3,926
	Other Misdemeanors	9,374	8,791	8,971	8,659	9,082	8,431	7,298	8,658
	Serious Criminal Traffic	472	483	459	434	419	452	420	448
Non-Criminal	Civil Traffic	72,349	72,284	74,817	76,524	71,756	62,468	69,141	71,334
	Non-Parking	68	36	91	71	168	97	180	102
	Parking	3,853	3,604	5,186	4,093	4,274	3,961	4,673	4,235
Group Total		100,018	97,615	101,782	101,017	96,172	84,319	89,324	95,749

*NOTE: Figures may not correspond to previously published Data Reports due to corrected information received after publication.*

# Municipal Courts

## Court Case Activity by Fiscal Year

### MARICOPA COUNTY, SCOTTSDALE MUNICIPAL COURT, TERMINATIONS

		TERMINATIONS							Average
		Fiscal Year							
		2014	2015	2016	2017	2018	2019	2020	
Case Category	Case Type								
Civil	Injunctions Against Harassment	356	306	281	326	334	175	305	298
	Orders of Protection	593	560	558	588	562	293	525	526
Misdemeanors	Criminal Failure to Appear	2,110	1,822	1,725	1,786	1,137	943	724	1,464
	DUI	6,590	6,162	4,835	5,255	4,396	4,121	3,210	4,938
	Other Criminal Traffic	5,414	5,081	4,354	3,799	3,953	3,182	2,205	3,998
	Other Misdemeanors	9,416	9,209	8,092	8,878	8,916	8,299	6,598	8,487
	Serious Criminal Traffic	602	620	454	524	503	554	394	522
Non-Criminal	Civil Traffic	65,425	75,011	77,600	70,667	70,649	64,443	67,066	70,123
	Non-Parking	72	42	90	63	155	110	156	98
	Parking	3,877	3,542	5,114	4,167	4,281	3,961	4,519	4,209
Group Total		94,455	102,355	103,103	96,053	94,886	86,081	85,702	94,663

NOTE: Figures may not correspond to previously published Data Reports due to corrected information received after publication.

# Municipal Courts

## Court Case Activity by Fiscal Year

### MARICOPA COUNTY, SURPRISE MUNICIPAL COURT, F I L I N G S

		F I L I N G S							Average
		Fiscal Year							
		2014	2015	2016	2017	2018	2019	2020	
Case Category	Case Type								
Civil	Injunctions Against Harassment	134	156	187	235	149	104	111	154
	Orders of Protection	190	216	204	233	180	193	168	198
Misdemeanors	Criminal Failure to Appear	0	0	0	0	1	0	0	0
	DUI	415	436	476	392	493	559	575	478
	Other Criminal Traffic	773	809	725	631	837	536	316	661
	Other Misdemeanors	1,751	1,881	1,986	2,151	2,038	2,308	3,068	2,169
	Serious Criminal Traffic	55	85	83	77	60	106	107	82
Non-Criminal	Civil Traffic	9,296	8,393	6,861	6,710	9,794	9,168	6,866	8,155
	Non-Parking	269	491	380	313	327	631	419	404
	Parking	253	319	224	910	792	573	326	485
Group Total		13,136	12,786	11,126	11,652	14,671	14,178	11,956	12,786

*NOTE: Figures may not correspond to previously published Data Reports due to corrected information received after publication.*

# Municipal Courts

## Court Case Activity by Fiscal Year

### MARICOPA COUNTY, SURPRISE MUNICIPAL COURT, TERMINATIONS

		TERMINATIONS							Average
		Fiscal Year							
		2014	2015	2016	2017	2018	2019	2020	
Case Category	Case Type								
Civil	Injunctions Against Harassment	129	151	181	225	149	104	110	150
	Orders of Protection	183	212	198	229	178	193	169	195
Misdemeanors	Criminal Failure to Appear	6	39	8	3	1	8	27	13
	DUI	414	510	587	529	531	556	489	517
	Other Criminal Traffic	994	1,037	864	764	779	663	403	786
	Other Misdemeanors	2,163	2,650	2,846	2,804	1,978	1,897	2,126	2,352
	Serious Criminal Traffic	52	90	100	91	60	92	100	84
Non-Criminal	Civil Traffic	11,098	9,706	8,122	7,632	10,123	8,970	7,689	9,049
	Non-Parking	338	518	346	345	334	615	424	417
	Parking	260	303	228	837	852	590	351	489
Group Total		15,637	15,216	13,480	13,459	14,985	13,688	11,888	14,052

NOTE: Figures may not correspond to previously published Data Reports due to corrected information received after publication.

# Municipal Courts

## Court Case Activity by Fiscal Year

### MARICOPA COUNTY, TEMPE MUNICIPAL COURT, FILINGS

		FILINGS							Average
		Fiscal Year							
		2014	2015	2016	2017	2018	2019	2020	
Case Category	Case Type								
Civil	Injunctions Against Harassment	317	240	275	280	288	338	274	287
	Orders of Protection	593	581	616	740	739	833	679	683
Misdemeanors	Criminal Failure to Appear	1,542	1,501	1,229	1,287	855	680	443	1,077
	DUI	3,792	3,532	2,658	2,687	2,799	3,394	3,298	3,166
	Other Criminal Traffic	2,037	2,244	1,951	1,948	1,663	1,230	647	1,674
	Other Misdemeanors	11,696	11,008	10,612	10,293	9,840	9,869	9,141	10,351
	Serious Criminal Traffic	350	336	399	379	485	493	483	418
Non-Criminal	Civil Traffic	22,322	23,140	21,202	22,199	19,228	18,082	13,477	19,950
	Non-Parking	1,005	1,164	849	955	1,712	2,683	2,599	1,567
	Parking	22,258	18,398	29,337	30,444	23,472	29,749	19,001	24,666
Group Total		65,912	62,144	69,128	71,212	61,081	67,351	50,042	63,839

NOTE: Figures may not correspond to previously published Data Reports due to corrected information received after publication.

# Municipal Courts

## Court Case Activity by Fiscal Year

### MARICOPA COUNTY, TEMPE MUNICIPAL COURT, TERMINATIONS

		TERMINATIONS							Average
		Fiscal Year							
		2014	2015	2016	2017	2018	2019	2020	
Case Category	Case Type								
Civil	Injunctions Against Harassment	317	240	275	280	293	340	268	288
	Orders of Protection	593	581	616	738	733	845	663	681
Misdemeanors	Criminal Failure to Appear	1,888	1,743	1,342	1,405	809	733	530	1,207
	DUI	4,094	3,678	3,128	2,568	2,770	3,020	2,849	3,158
	Other Criminal Traffic	2,221	2,369	2,087	1,933	1,724	1,404	730	1,781
	Other Misdemeanors	11,802	11,212	10,642	10,004	10,094	10,319	8,439	10,359
	Serious Criminal Traffic	460	401	434	374	478	493	404	435
Non-Criminal	Civil Traffic	22,674	25,017	21,795	22,199	23,087	20,217	15,672	21,523
	Non-Parking	1,071	1,206	836	997	1,735	2,611	2,839	1,614
	Parking	22,100	18,340	29,091	30,868	23,874	30,144	21,361	25,111
Group Total		67,220	64,787	70,246	71,366	65,597	70,126	53,755	66,157

NOTE: Figures may not correspond to previously published Data Reports due to corrected information received after publication.

# Municipal Courts

## Court Case Activity by Fiscal Year

### MARICOPA COUNTY, TOLLESON MUNICIPAL COURT, F I L I N G S

		F I L I N G S							Average
		Fiscal Year							
		2014	2015	2016	2017	2018	2019	2020	
Case Category	Case Type								
Civil	Injunctions Against Harassment	53	61	46	55	51	14	76	51
	Orders of Protection	143	132	157	131	87	51	193	128
Misdemeanors	Criminal Failure to Appear	211	189	159	106	0	7	63	105
	DUI	68	65	96	113	150	145	147	112
	Other Criminal Traffic	343	380	395	353	295	161	48	282
	Other Misdemeanors	601	486	574	643	580	422	507	545
	Serious Criminal Traffic	43	27	42	38	34	33	34	36
Non-Criminal	Civil Traffic	1,920	1,286	1,922	2,338	1,432	1,358	863	1,588
	Non-Parking	282	224	177	49	17	0	0	107
	Parking	27	20	16	84	151	153	300	107
Group Total		3,691	2,870	3,584	3,910	2,797	2,344	2,231	3,061

NOTE: Figures may not correspond to previously published Data Reports due to corrected information received after publication.

# Municipal Courts

## Court Case Activity by Fiscal Year

### MARICOPA COUNTY, TOLLESON MUNICIPAL COURT, TERMINATIONS

		TERMINATIONS							Average
		Fiscal Year							
		2014	2015	2016	2017	2018	2019	2020	
Case Category	Case Type								
Civil	Injunctions Against Harassment	53	61	46	54	51	14	75	51
	Orders of Protection	142	132	157	130	87	51	191	127
Misdemeanors	Criminal Failure to Appear	139	156	347	189	94	42	66	148
	DUI	90	56	227	184	149	135	157	143
	Other Criminal Traffic	371	380	473	443	329	228	74	328
	Other Misdemeanors	1,503	1,439	1,533	1,242	900	500	444	1,080
	Serious Criminal Traffic	44	31	58	48	36	32	29	40
Non-Criminal	Civil Traffic	2,181	1,501	2,154	2,675	1,596	1,583	1,057	1,821
	Non-Parking	332	262	220	51	12	1	0	125
	Parking	23	25	15	78	142	165	303	107
Group Total		4,878	4,043	5,230	5,094	3,396	2,751	2,396	3,970

NOTE: Figures may not correspond to previously published Data Reports due to corrected information received after publication.

# Municipal Courts

## Court Case Activity by Fiscal Year

### MARICOPA COUNTY, WICKENBURG MUNICIPAL COURT, FILINGS

		FILINGS							Average
		Fiscal Year							
		2014	2015	2016	2017	2018	2019	2020	
Case Category	Case Type								
Civil	Injunctions Against Harassment	16	12	13	14	33	24	13	18
	Orders of Protection	20	25	11	9	11	15	10	14
Misdemeanors	Criminal Failure to Appear	64	64	77	55	40	29	39	53
	DUI	67	141	103	116	102	55	86	96
	Other Criminal Traffic	117	117	136	116	75	105	82	107
	Other Misdemeanors	186	264	270	223	150	169	197	208
	Serious Criminal Traffic	11	8	7	17	11	14	16	12
Non-Criminal	Civil Traffic	937	1,073	1,094	884	901	960	1,480	1,047
	Non-Parking	0	0	0	0	6	9	0	2
	Parking	0	0	0	0	0	0	0	0
Group Total		1,418	1,704	1,711	1,434	1,329	1,380	1,923	1,557

*NOTE: Figures may not correspond to previously published Data Reports due to corrected information received after publication.*

# Municipal Courts

## Court Case Activity by Fiscal Year

### MARICOPA COUNTY, WICKENBURG MUNICIPAL COURT, TERMINATIONS

		TERMINATIONS							Average
		Fiscal Year							
		2014	2015	2016	2017	2018	2019	2020	
Case Category	Case Type								
Civil	Injunctions Against Harassment	14	8	12	14	31	26	13	17
	Orders of Protection	20	23	12	9	11	15	10	14
Misdemeanors	Criminal Failure to Appear	84	73	88	89	71	51	42	71
	DUI	74	130	142	126	103	50	61	98
	Other Criminal Traffic	228	155	204	164	80	124	89	149
	Other Misdemeanors	348	450	558	590	169	143	152	344
	Serious Criminal Traffic	12	12	15	20	15	11	15	14
Non-Criminal	Civil Traffic	1,202	1,236	1,396	1,083	941	1,034	1,548	1,206
	Non-Parking	0	1	0	0	3	11	0	2
	Parking	0	0	0	0	0	0	0	0
Group Total		1,982	2,088	2,427	2,095	1,424	1,465	1,930	1,915

NOTE: Figures may not correspond to previously published Data Reports due to corrected information received after publication.

# Municipal Courts

## Court Case Activity by Fiscal Year

### MARICOPA COUNTY, YOUNGTOWN MUNICIPAL COURT, F I L I N G S

		F I L I N G S							Average
		Fiscal Year							
		2014	2015	2016	2017	2018	2019	2020	
Case Category	Case Type								
Civil	Injunctions Against Harassment	0	0	0	0	0	0	0	0
	Orders of Protection	0	0	0	0	0	0	0	0
Misdemeanors	Criminal Failure to Appear	4	1	0	0	0	0	0	1
	DUI	11	10	14	7	11	8	15	11
	Other Criminal Traffic	56	36	56	39	18	4	15	32
	Other Misdemeanors	123	96	127	113	71	55	82	95
	Serious Criminal Traffic	2	1	3	1	0	1	2	1
Non-Criminal	Civil Traffic	474	299	376	281	162	126	296	288
	Non-Parking	34	1	8	10	4	72	18	21
	Parking	0	2	0	1	239	237	38	74
Group Total		704	446	584	452	505	503	466	523

*NOTE: Figures may not correspond to previously published Data Reports due to corrected information received after publication.*

# Municipal Courts

## Court Case Activity by Fiscal Year

### MARICOPA COUNTY, YOUNGTOWN MUNICIPAL COURT, TERMINATIONS

		TERMINATIONS							Average
		Fiscal Year							
		2014	2015	2016	2017	2018	2019	2020	
Case Category	Case Type								
Civil	Injunctions Against Harassment	0	0	0	0	0	0	0	0
	Orders of Protection	0	0	0	0	0	0	0	0
Misdemeanors	Criminal Failure to Appear	24	8	3	2	0	1	1	6
	DUI	24	2	16	8	12	6	10	11
	Other Criminal Traffic	102	29	52	46	18	13	15	39
	Other Misdemeanors	253	153	126	177	109	84	55	137
	Serious Criminal Traffic	3	0	4	1	0	2	0	1
Non-Criminal	Civil Traffic	998	659	490	372	212	145	285	452
	Non-Parking	48	13	7	8	16	69	24	26
	Parking	3	4	0	0	224	234	56	74
<b>Group Total</b>		<b>1,455</b>	<b>868</b>	<b>698</b>	<b>614</b>	<b>591</b>	<b>554</b>	<b>446</b>	<b>746</b>

*NOTE: Figures may not correspond to previously published Data Reports due to corrected information received after publication.*

# Municipal Courts

## Court Case Activity by Fiscal Year

### MOHAVE COUNTY, BULLHEAD CITY MUNICIPAL COURT, F I L I N G S

		F I L I N G S							Average
		Fiscal Year							
		2014	2015	2016	2017	2018	2019	2020	
Case Category	Case Type								
Civil	Injunctions Against Harassment	170	124	166	143	187	154	77	146
	Orders of Protection	356	359	374	333	308	322	182	319
Misdemeanors	Criminal Failure to Appear	616	752	732	882	943	744	310	711
	DUI	163	354	234	273	178	257	140	228
	Other Criminal Traffic	260	368	367	666	424	300	101	355
	Other Misdemeanors	2,287	2,724	2,503	2,180	2,406	2,542	1,079	2,246
	Serious Criminal Traffic	47	81	65	84	57	103	29	67
Non-Criminal	Civil Traffic	2,515	4,355	3,824	4,959	4,140	3,118	2,313	3,603
	Non-Parking	40	0	8	0	0	0	44	13
	Parking	0	0	0	0	0	0	0	0
Group Total		6,454	9,117	8,273	9,520	8,643	7,540	4,275	7,688

*NOTE: Figures may not correspond to previously published Data Reports due to corrected information received after publication.*

# Municipal Courts

## Court Case Activity by Fiscal Year

### MOHAVE COUNTY, BULLHEAD CITY MUNICIPAL COURT, TERMINATIONS

		TERMINATIONS							Average
		Fiscal Year							
		2014	2015	2016	2017	2018	2019	2020	
Case Category	Case Type								
Civil	Injunctions Against Harassment	169	121	159	143	185	152	76	144
	Orders of Protection	350	351	367	333	305	319	177	315
Misdemeanors	Criminal Failure to Appear	404	691	673	875	573	1,007	256	640
	DUI	174	353	339	339	259	345	122	276
	Other Criminal Traffic	278	307	531	1,005	872	964	198	594
	Other Misdemeanors	1,636	1,313	2,640	3,386	3,531	3,831	1,414	2,536
	Serious Criminal Traffic	57	55	86	107	62	127	41	76
Non-Criminal	Civil Traffic	2,848	3,882	4,137	5,800	5,047	3,791	2,716	4,032
	Non-Parking	40	0	8	0	0	0	17	9
	Parking	0	0	0	0	0	0	0	0
<b>Group Total</b>		<b>5,956</b>	<b>7,073</b>	<b>8,940</b>	<b>11,988</b>	<b>10,834</b>	<b>10,536</b>	<b>5,017</b>	<b>8,622</b>

*NOTE: Figures may not correspond to previously published Data Reports due to corrected information received after publication.*

# Municipal Courts

## Court Case Activity by Fiscal Year

### MOHAVE COUNTY, COLORADO CITY MUNICIPAL COURT, F I L I N G S

		F I L I N G S							Average
		Fiscal Year							
		2014	2015	2016	2017	2018	2019	2020	
Case Category	Case Type								
Civil	Injunctions Against Harassment	0	0	0	0	0	0	0	0
	Orders of Protection	0	0	0	0	0	0	0	0
Misdemeanors	Criminal Failure to Appear	2	0	0	2	1	1	1	1
	DUI	8	10	9	10	7	16	4	9
	Other Criminal Traffic	9	9	7	19	11	13	6	11
	Other Misdemeanors	203	158	113	110	73	68	70	114
	Serious Criminal Traffic	5	6	3	2	1	1	4	3
Non-Criminal	Civil Traffic	147	121	71	105	77	102	100	103
	Non-Parking	0	0	0	0	0	0	0	0
	Parking	0	0	0	0	0	0	0	0
Group Total		374	304	203	248	170	201	185	241

*NOTE: Figures may not correspond to previously published Data Reports due to corrected information received after publication.*

# Municipal Courts

## Court Case Activity by Fiscal Year

### MOHAVE COUNTY, COLORADO CITY MUNICIPAL COURT, TERMINATIONS

		TERMINATIONS							Average
		Fiscal Year							
		2014	2015	2016	2017	2018	2019	2020	
Case Category	Case Type								
Civil	Injunctions Against Harassment	0	0	0	0	0	0	0	0
	Orders of Protection	0	0	0	0	0	0	0	0
Misdemeanors	Criminal Failure to Appear	1	2	2	1	1	2	6	2
	DUI	2	15	16	8	12	19	12	12
	Other Criminal Traffic	8	8	10	11	8	11	11	10
	Other Misdemeanors	195	160	148	107	73	85	72	120
	Serious Criminal Traffic	6	5	7	2	2	2	3	4
Non-Criminal	Civil Traffic	157	110	104	106	75	113	99	109
	Non-Parking	0	0	0	0	0	0	0	0
	Parking	0	0	0	0	0	0	0	0
Group Total		369	300	287	235	171	232	203	257

NOTE: Figures may not correspond to previously published Data Reports due to corrected information received after publication.

# Municipal Courts

## Court Case Activity by Fiscal Year

### MOHAVE COUNTY, KINGMAN MUNICIPAL COURT, F I L I N G S

		F I L I N G S							Average
		Fiscal Year							
		2014	2015	2016	2017	2018	2019	2020	
Case Category	Case Type								
Civil	Injunctions Against Harassment	14	11	9	16	27	31	38	21
	Orders of Protection	29	23	13	31	47	55	35	33
Misdemeanors	Criminal Failure to Appear	133	98	137	140	135	116	72	119
	DUI	192	241	245	213	264	296	159	230
	Other Criminal Traffic	154	131	190	247	267	173	97	180
	Other Misdemeanors	1,459	1,416	1,735	1,887	1,702	1,518	1,225	1,563
	Serious Criminal Traffic	31	28	22	25	45	37	24	30
Non-Criminal	Civil Traffic	876	905	1,368	1,509	1,679	1,263	1,033	1,233
	Non-Parking	0	0	0	0	0	0	0	0
	Parking	0	0	0	0	0	0	0	0
Group Total		2,888	2,853	3,719	4,068	4,166	3,489	2,683	3,409

NOTE: Figures may not correspond to previously published Data Reports due to corrected information received after publication.

# Municipal Courts

## Court Case Activity by Fiscal Year

### MOHAVE COUNTY, KINGMAN MUNICIPAL COURT, TERMINATIONS

		TERMINATIONS							Average
		Fiscal Year							
		2014	2015	2016	2017	2018	2019	2020	
Case Category	Case Type								
Civil	Injunctions Against Harassment	15	11	9	16	24	24	28	18
	Orders of Protection	30	24	13	31	48	51	35	33
Misdemeanors	Criminal Failure to Appear	256	205	198	220	260	152	91	197
	DUI	231	237	239	266	268	357	183	254
	Other Criminal Traffic	174	160	174	215	269	179	121	185
	Other Misdemeanors	1,666	1,365	1,682	1,857	1,725	1,548	1,154	1,571
	Serious Criminal Traffic	20	29	28	29	46	45	20	31
Non-Criminal	Civil Traffic	878	886	1,360	1,398	1,676	1,229	1,063	1,213
	Non-Parking	0	0	0	0	0	0	0	0
	Parking	0	0	0	0	0	0	0	0
Group Total		3,270	2,917	3,703	4,032	4,316	3,585	2,695	3,502

NOTE: Figures may not correspond to previously published Data Reports due to corrected information received after publication.

# Municipal Courts

## Court Case Activity by Fiscal Year

### MOHAVE COUNTY, LAKE HAVASU MUNICIPAL COURT, F I L I N G S

		F I L I N G S							Average
		Fiscal Year							
		2014	2015	2016	2017	2018	2019	2020	
Case Category	Case Type								
Civil	Injunctions Against Harassment	0	0	0	0	0	0	16	2
	Orders of Protection	0	0	0	0	0	0	36	5
Misdemeanors	Criminal Failure to Appear	281	259	278	433	491	461	330	362
	DUI	450	283	289	334	531	797	409	442
	Other Criminal Traffic	395	371	370	355	523	449	220	383
	Other Misdemeanors	2,586	1,974	1,804	2,180	2,459	2,899	2,416	2,331
	Serious Criminal Traffic	54	56	66	65	69	83	53	64
Non-Criminal	Civil Traffic	4,185	4,537	4,677	4,924	5,304	6,035	2,933	4,656
	Non-Parking	0	0	0	0	0	0	73	10
	Parking	0	0	0	0	0	0	0	0
Group Total		7,951	7,480	7,484	8,291	9,377	10,724	6,486	8,255

*NOTE: Figures may not correspond to previously published Data Reports due to corrected information received after publication.*

# Municipal Courts

## Court Case Activity by Fiscal Year

### MOHAVE COUNTY, LAKE HAVASU MUNICIPAL COURT, TERMINATIONS

		TERMINATIONS							Average
		Fiscal Year							
		2014	2015	2016	2017	2018	2019	2020	
Case Category	Case Type								
Civil	Injunctions Against Harassment	0	0	0	0	0	0	15	2
	Orders of Protection	0	0	0	0	0	0	36	5
Misdemeanors	Criminal Failure to Appear	274	207	211	397	630	490	269	354
	DUI	420	338	394	364	651	1,006	580	536
	Other Criminal Traffic	381	333	587	598	1,009	869	352	590
	Other Misdemeanors	2,215	1,841	1,609	2,148	2,677	3,080	1,990	2,223
	Serious Criminal Traffic	44	57	60	74	48	74	38	56
Non-Criminal	Civil Traffic	4,199	4,368	5,064	6,013	5,213	6,218	3,339	4,916
	Non-Parking	0	0	0	0	0	0	54	8
	Parking	0	0	0	0	0	0	0	0
Group Total		7,533	7,144	7,925	9,594	10,228	11,737	6,673	8,690

NOTE: Figures may not correspond to previously published Data Reports due to corrected information received after publication.

# Municipal Courts

## Court Case Activity by Fiscal Year

### NAVAJO COUNTY, HOLBROOK MUNICIPAL COURT, F I L I N G S

		F I L I N G S							Average
		Fiscal Year							
		2014	2015	2016	2017	2018	2019	2020	
Case Category	Case Type								
Civil	Injunctions Against Harassment	0	0	0	0	0	0	0	0
	Orders of Protection	0	0	0	0	0	0	0	0
Misdemeanors	Criminal Failure to Appear	3	5	1	0	0	1	3	2
	DUI	0	0	0	0	0	0	0	0
	Other Criminal Traffic	3	12	7	2	2	2	1	4
	Other Misdemeanors	6	34	13	7	21	30	23	19
	Serious Criminal Traffic	1	1	0	0	1	0	0	0
Non-Criminal	Civil Traffic	240	418	411	424	392	313	272	353
	Non-Parking	0	0	0	0	0	0	0	0
	Parking	0	0	0	0	0	0	0	0
Group Total		253	470	432	433	416	346	299	378

*NOTE: Figures may not correspond to previously published Data Reports due to corrected information received after publication.*

# Municipal Courts

## Court Case Activity by Fiscal Year

### NAVAJO COUNTY, HOLBROOK MUNICIPAL COURT, TERMINATIONS

		TERMINATIONS							Average
		Fiscal Year							
		2014	2015	2016	2017	2018	2019	2020	
Case Category	Case Type								
Civil	Injunctions Against Harassment	0	0	0	0	0	0	0	0
	Orders of Protection	0	0	0	0	0	0	0	0
Misdemeanors	Criminal Failure to Appear	2	6	2	1	0	1	2	2
	DUI	0	0	0	0	0	0	2	0
	Other Criminal Traffic	1	13	10	3	7	2	6	6
	Other Misdemeanors	12	27	26	16	26	21	143	39
	Serious Criminal Traffic	0	1	0	0	0	0	0	0
Non-Criminal	Civil Traffic	254	400	496	471	565	359	364	416
	Non-Parking	2	0	0	0	0	0	0	0
	Parking	0	0	0	0	0	0	0	0
Group Total		271	447	534	491	598	383	517	463

NOTE: Figures may not correspond to previously published Data Reports due to corrected information received after publication.

# Municipal Courts

## Court Case Activity by Fiscal Year

### NAVAJO COUNTY, PINETOP/LAKESIDE MUNICIPAL COURT, F I L I N G S

		F I L I N G S							Average
		Fiscal Year							
		2014	2015	2016	2017	2018	2019	2020	
Case Category	Case Type								
Civil	Injunctions Against Harassment	0	0	0	0	0	0	0	0
	Orders of Protection	0	0	0	1	0	0	0	0
Misdemeanors	Criminal Failure to Appear	1	0	6	1	0	3	0	2
	DUI	0	0	0	0	0	0	0	0
	Other Criminal Traffic	2	1	2	1	1	3	3	2
	Other Misdemeanors	5	9	14	12	5	17	10	10
	Serious Criminal Traffic	0	0	0	0	0	0	0	0
Non-Criminal	Civil Traffic	412	506	689	509	409	467	266	465
	Non-Parking	4	6	11	11	2	5	9	7
	Parking	0	0	0	0	0	0	0	0
Group Total		424	522	722	535	417	495	288	486

NOTE: Figures may not correspond to previously published Data Reports due to corrected information received after publication.

# Municipal Courts

## Court Case Activity by Fiscal Year

### NAVAJO COUNTY, PINETOP/LAKESIDE MUNICIPAL COURT, TERMINATIONS

		TERMINATIONS							Average
		Fiscal Year							
		2014	2015	2016	2017	2018	2019	2020	
Case Category	Case Type								
Civil	Injunctions Against Harassment	0	0	0	0	0	0	0	0
	Orders of Protection	0	0	0	0	0	0	0	0
Misdemeanors	Criminal Failure to Appear	0	0	3	5	0	0	2	1
	DUI	0	0	0	0	0	0	0	0
	Other Criminal Traffic	1	1	1	4	2	2	12	3
	Other Misdemeanors	5	12	12	15	6	19	12	12
	Serious Criminal Traffic	0	0	0	0	0	0	0	0
Non-Criminal	Civil Traffic	524	508	782	793	594	600	385	598
	Non-Parking	4	7	9	12	4	5	12	8
	Parking	0	0	0	0	0	0	0	0
Group Total		534	528	807	829	606	626	423	622

NOTE: Figures may not correspond to previously published Data Reports due to corrected information received after publication.

# Municipal Courts

## Court Case Activity by Fiscal Year

### NAVAJO COUNTY, SHOW LOW MUNICIPAL COURT, FILINGS

		FILINGS							Average
		Fiscal Year							
		2014	2015	2016	2017	2018	2019	2020	
Case Category	Case Type								
Civil	Injunctions Against Harassment	1	0	0	0	0	0	0	0
	Orders of Protection	0	0	1	0	0	0	0	0
Misdemeanors	Criminal Failure to Appear	0	0	3	0	0	0	1	1
	DUI	9	0	0	3	3	0	3	3
	Other Criminal Traffic	7	7	9	5	20	20	22	13
	Other Misdemeanors	133	14	6	17	19	9	27	32
	Serious Criminal Traffic	1	0	0	1	1	0	0	0
Non-Criminal	Civil Traffic	8,851	1,062	959	1,395	1,687	1,726	1,946	2,518
	Non-Parking	112	63	103	77	80	57	56	78
	Parking	189	54	39	98	28	31	37	68
Group Total		9,303	1,200	1,120	1,596	1,838	1,843	2,092	2,713

NOTE: Figures may not correspond to previously published Data Reports due to corrected information received after publication.

# Municipal Courts

## Court Case Activity by Fiscal Year

### NAVAJO COUNTY, SHOW LOW MUNICIPAL COURT, TERMINATIONS

		TERMINATIONS							Average
		Fiscal Year							
		2014	2015	2016	2017	2018	2019	2020	
Case Category	Case Type								
Civil	Injunctions Against Harassment	0	0	0	0	0	0	0	0
	Orders of Protection	0	0	1	0	0	0	0	0
Misdemeanors	Criminal Failure to Appear	5	7	8	3	1	2	4	4
	DUI	9	0	0	5	3	0	6	3
	Other Criminal Traffic	11	46	15	7	16	16	52	23
	Other Misdemeanors	394	214	54	38	35	30	978	249
	Serious Criminal Traffic	1	3	0	1	2	0	2	1
Non-Criminal	Civil Traffic	9,279	3,573	1,412	1,717	1,934	2,040	2,077	3,147
	Non-Parking	118	70	105	72	81	72	666	169
	Parking	422	179	55	105	31	31	43	124
<b>Group Total</b>		10,239	4,092	1,650	1,948	2,103	2,191	3,828	3,720

*NOTE: Figures may not correspond to previously published Data Reports due to corrected information received after publication.*

# Municipal Courts

## Court Case Activity by Fiscal Year

### NAVAJO COUNTY, WINSLOW MUNICIPAL COURT, F I L I N G S

		F I L I N G S							Average
		Fiscal Year							
		2014	2015	2016	2017	2018	2019	2020	
Case Category	Case Type								
Civil	Injunctions Against Harassment	0	0	0	0	0	0	0	0
	Orders of Protection	0	1	0	0	0	0	0	0
Misdemeanors	Criminal Failure to Appear	36	19	51	18	80	42	29	39
	DUI	0	0	0	0	0	0	0	0
	Other Criminal Traffic	111	66	70	26	81	25	23	57
	Other Misdemeanors	180	109	69	61	129	74	146	110
	Serious Criminal Traffic	5	11	5	3	6	1	6	5
Non-Criminal	Civil Traffic	695	311	312	183	561	299	432	399
	Non-Parking	0	0	0	0	0	0	1	0
	Parking	34	19	30	26	17	24	5	22
<b>Group Total</b>		1,061	536	537	317	874	465	642	632

*NOTE: Figures may not correspond to previously published Data Reports due to corrected information received after publication.*

# Municipal Courts

## Court Case Activity by Fiscal Year

### NAVAJO COUNTY, WINSLOW MUNICIPAL COURT, TERMINATIONS

		TERMINATIONS							Average
		Fiscal Year							
		2014	2015	2016	2017	2018	2019	2020	
Case Category	Case Type								
Civil	Injunctions Against Harassment	0	0	0	0	0	0	0	0
	Orders of Protection	0	0	0	0	0	0	0	0
Misdemeanors	Criminal Failure to Appear	22	18	34	27	27	49	22	28
	DUI	0	0	0	0	0	0	0	0
	Other Criminal Traffic	99	81	85	51	74	45	29	66
	Other Misdemeanors	152	162	188	158	120	117	169	152
	Serious Criminal Traffic	9	8	5	9	5	1	3	6
Non-Criminal	Civil Traffic	780	483	439	300	660	466	443	510
	Non-Parking	0	0	0	0	0	0	1	0
	Parking	43	18	31	28	18	21	6	24
<b>Group Total</b>		1,105	770	782	573	904	699	673	786

*NOTE: Figures may not correspond to previously published Data Reports due to corrected information received after publication.*

# Municipal Courts

## Court Case Activity by Fiscal Year

### PIMA COUNTY, MARANA MUNICIPAL COURT, F I L I N G S

		F I L I N G S							Average
		Fiscal Year							
		2014	2015	2016	2017	2018	2019	2020	
Case Category	Case Type								
Civil	Injunctions Against Harassment	20	25	31	84	43	71	33	44
	Orders of Protection	20	31	58	95	86	70	75	62
Misdemeanors	Criminal Failure to Appear	435	528	442	166	202	253	145	310
	DUI	175	187	168	145	117	169	149	159
	Other Criminal Traffic	717	712	525	420	441	300	195	473
	Other Misdemeanors	1,393	1,620	1,576	1,325	1,557	1,333	1,526	1,476
	Serious Criminal Traffic	51	55	52	42	34	52	48	48
Non-Criminal	Civil Traffic	5,625	5,545	4,364	3,899	3,625	4,063	3,125	4,321
	Non-Parking	1,061	1,331	745	1,142	1,070	686	713	964
	Parking	0	0	6	0	12	22	14	8
Group Total		9,497	10,034	7,967	7,318	7,187	7,019	6,023	7,865

*NOTE: Figures may not correspond to previously published Data Reports due to corrected information received after publication.*

# Municipal Courts

## Court Case Activity by Fiscal Year

### PIMA COUNTY, MARANA MUNICIPAL COURT, TERMINATIONS

		TERMINATIONS							Average
		Fiscal Year							
		2014	2015	2016	2017	2018	2019	2020	
Case Category	Case Type								
Civil	Injunctions Against Harassment	18	21	29	83	43	70	33	42
	Orders of Protection	20	32	55	94	84	70	74	61
Misdemeanors	Criminal Failure to Appear	681	677	666	434	407	380	241	498
	DUI	349	475	392	289	302	218	241	324
	Other Criminal Traffic	833	816	622	511	407	412	201	543
	Other Misdemeanors	1,848	1,949	1,819	1,613	1,467	1,266	1,122	1,583
	Serious Criminal Traffic	57	71	54	52	39	40	39	50
Non-Criminal	Civil Traffic	5,950	6,542	4,917	4,397	3,872	4,137	3,264	4,726
	Non-Parking	1,009	1,393	823	1,053	1,111	698	693	969
	Parking	0	0	6	1	12	21	15	8
Group Total		10,765	11,976	9,383	8,527	7,744	7,312	5,923	8,804

NOTE: Figures may not correspond to previously published Data Reports due to corrected information received after publication.

# Municipal Courts

## Court Case Activity by Fiscal Year

### PIMA COUNTY, ORO VALLEY MUNICIPAL COURT, F I L I N G S

		F I L I N G S							Average
		Fiscal Year							
		2014	2015	2016	2017	2018	2019	2020	
Case Category	Case Type								
Civil	Injunctions Against Harassment	32	31	30	37	28	45	47	36
	Orders of Protection	75	80	83	57	63	51	56	66
Misdemeanors	Criminal Failure to Appear	90	44	13	53	35	32	0	38
	DUI	176	281	291	281	281	242	205	251
	Other Criminal Traffic	296	378	332	261	311	234	154	281
	Other Misdemeanors	869	770	807	744	846	705	782	789
	Serious Criminal Traffic	37	51	17	14	18	14	15	24
Non-Criminal	Civil Traffic	4,055	3,522	3,363	2,798	2,596	2,763	2,314	3,059
	Non-Parking	14	33	33	12	20	12	7	19
	Parking	1	0	0	0	0	2	1	1
Group Total		5,645	5,190	4,969	4,257	4,198	4,100	3,581	4,564

*NOTE: Figures may not correspond to previously published Data Reports due to corrected information received after publication.*

# Municipal Courts

## Court Case Activity by Fiscal Year

### PIMA COUNTY, ORO VALLEY MUNICIPAL COURT, TERMINATIONS

		TERMINATIONS							Average
		Fiscal Year							
		2014	2015	2016	2017	2018	2019	2020	
Case Category	Case Type								
Civil	Injunctions Against Harassment	25	28	29	38	28	45	46	34
	Orders of Protection	71	80	77	61	63	51	55	65
Misdemeanors	Criminal Failure to Appear	90	91	112	138	86	43	5	81
	DUI	176	244	295	294	274	230	203	245
	Other Criminal Traffic	295	377	321	294	287	255	147	282
	Other Misdemeanors	941	963	705	735	825	684	553	772
	Serious Criminal Traffic	29	50	10	18	11	18	11	21
Non-Criminal	Civil Traffic	4,319	3,565	3,511	2,772	2,679	2,734	2,222	3,115
	Non-Parking	18	29	33	10	21	11	9	19
	Parking	1	0	0	0	0	2	1	1
Group Total		5,965	5,427	5,093	4,360	4,274	4,073	3,252	4,635

NOTE: Figures may not correspond to previously published Data Reports due to corrected information received after publication.

# Municipal Courts

## Court Case Activity by Fiscal Year

### PIMA COUNTY, SAHUARITA MUNICIPAL COURT, FILINGS

		FILINGS							Average
		Fiscal Year							
		2014	2015	2016	2017	2018	2019	2020	
Case Category	Case Type								
Civil	Injunctions Against Harassment	43	20	27	22	28	22	22	26
	Orders of Protection	32	27	26	22	34	22	28	27
Misdemeanors	Criminal Failure to Appear	3	18	24	0	0	1	0	7
	DUI	50	50	68	49	20	58	42	48
	Other Criminal Traffic	164	118	103	108	76	95	40	101
	Other Misdemeanors	449	438	479	496	664	738	705	567
	Serious Criminal Traffic	22	14	16	8	11	16	18	15
Non-Criminal	Civil Traffic	1,437	1,037	995	880	576	1,205	1,007	1,020
	Non-Parking	1,158	763	411	353	209	195	235	475
	Parking	29	9	15	10	50	301	187	86
Group Total		3,387	2,494	2,164	1,948	1,668	2,653	2,284	2,372

NOTE: Figures may not correspond to previously published Data Reports due to corrected information received after publication.

# Municipal Courts

## Court Case Activity by Fiscal Year

### PIMA COUNTY, SAHUARITA MUNICIPAL COURT, TERMINATIONS

		TERMINATIONS							Average
		Fiscal Year							
		2014	2015	2016	2017	2018	2019	2020	
Case Category	Case Type								
Civil	Injunctions Against Harassment	43	20	23	24	28	22	22	26
	Orders of Protection	32	27	26	22	34	22	28	27
Misdemeanors	Criminal Failure to Appear	67	47	32	30	17	13	8	31
	DUI	52	67	67	58	32	40	54	53
	Other Criminal Traffic	143	117	102	92	91	92	57	99
	Other Misdemeanors	805	822	540	399	625	709	527	632
	Serious Criminal Traffic	22	23	10	12	8	13	15	15
Non-Criminal	Civil Traffic	1,699	1,318	992	789	614	1,100	1,103	1,088
	Non-Parking	1,206	788	427	355	224	177	250	490
	Parking	26	11	14	11	48	283	205	85
Group Total		4,095	3,240	2,233	1,792	1,721	2,471	2,269	2,546

NOTE: Figures may not correspond to previously published Data Reports due to corrected information received after publication.

# Municipal Courts

## Court Case Activity by Fiscal Year

### PIMA COUNTY, SOUTH TUCSON MUNICIPAL COURT, F I L I N G S

		F I L I N G S							Average
		Fiscal Year							
		2014	2015	2016	2017	2018	2019	2020	
Case Category	Case Type								
Civil	Injunctions Against Harassment	5	9	12	9	3	10	7	8
	Orders of Protection	15	9	17	10	6	12	8	11
Misdemeanors	Criminal Failure to Appear	155	541	74	241	148	171	188	217
	DUI	45	9	63	1	15	0	1	19
	Other Criminal Traffic	162	143	143	36	54	30	5	82
	Other Misdemeanors	1,693	1,856	1,421	829	867	630	468	1,109
	Serious Criminal Traffic	7	7	14	10	4	3	6	7
Non-Criminal	Civil Traffic	822	488	627	233	288	207	240	415
	Non-Parking	16	0	0	0	16	0	29	9
	Parking	57	7	8	41	11	7	26	22
Group Total		2,977	3,069	2,379	1,410	1,412	1,070	978	1,899

*NOTE: Figures may not correspond to previously published Data Reports due to corrected information received after publication.*

# Municipal Courts

## Court Case Activity by Fiscal Year

### PIMA COUNTY, SOUTH TUCSON MUNICIPAL COURT, TERMINATIONS

		TERMINATIONS							Average
		Fiscal Year							
		2014	2015	2016	2017	2018	2019	2020	
Case Category	Case Type								
Civil	Injunctions Against Harassment	5	9	13	9	3	10	6	8
	Orders of Protection	14	8	19	10	6	12	8	11
Misdemeanors	Criminal Failure to Appear	171	434	304	385	268	219	206	284
	DUI	79	26	55	43	32	3	2	34
	Other Criminal Traffic	214	353	121	141	90	65	28	145
	Other Misdemeanors	1,396	2,535	1,389	1,414	917	649	388	1,241
	Serious Criminal Traffic	13	15	12	10	8	3	1	9
Non-Criminal	Civil Traffic	1,247	1,297	813	411	416	347	298	690
	Non-Parking	24	0	1	1	16	1	17	9
	Parking	59	273	12	39	8	15	23	61
<b>Group Total</b>		<b>3,222</b>	<b>4,950</b>	<b>2,739</b>	<b>2,463</b>	<b>1,764</b>	<b>1,324</b>	<b>977</b>	<b>2,492</b>

*NOTE: Figures may not correspond to previously published Data Reports due to corrected information received after publication.*

# Municipal Courts

## Court Case Activity by Fiscal Year

### PIMA COUNTY, TUCSON MUNICIPAL COURT, F I L I N G S

		F I L I N G S							Average
		Fiscal Year							
		2014	2015	2016	2017	2018	2019	2020	
Case Category	Case Type								
Civil	Injunctions Against Harassment	1,100	1,523	687	758	679	721	592	866
	Orders of Protection	1,400	1,731	1,267	1,360	1,378	1,381	1,168	1,384
Misdemeanors	Criminal Failure to Appear	23,987	18,104	13,157	19,644	18,712	20,023	14,343	18,281
	DUI	5,684	4,742	3,924	3,830	3,707	3,628	3,230	4,106
	Other Criminal Traffic	9,450	8,217	5,836	4,391	4,158	3,137	1,586	5,254
	Other Misdemeanors	44,382	36,566	34,398	29,649	30,326	33,612	30,845	34,254
	Serious Criminal Traffic	529	505	435	235	397	413	443	422
Non-Criminal	Civil Traffic	146,265	127,435	74,445	52,288	54,404	53,266	41,021	78,446
	Non-Parking	3,013	2,527	2,327	2,064	194	1,881	5,827	2,548
	Parking	25,790	23,319	17,749	11,661	11,475	8,665	8,902	15,366
Group Total		261,600	224,669	154,225	125,880	125,430	126,727	107,957	160,927

NOTE: Figures may not correspond to previously published Data Reports due to corrected information received after publication.

# Municipal Courts

## Court Case Activity by Fiscal Year

### PIMA COUNTY, TUCSON MUNICIPAL COURT, TERMINATIONS

		TERMINATIONS							Average
		Fiscal Year							
		2014	2015	2016	2017	2018	2019	2020	
Case Category	Case Type								
Civil	Injunctions Against Harassment	844	861	685	709	678	712	588	725
	Orders of Protection	1,211	1,217	1,251	1,322	1,369	1,371	1,170	1,273
Misdemeanors	Criminal Failure to Appear	19,038	17,254	21,766	18,215	14,826	16,659	11,098	16,979
	DUI	5,387	3,755	4,066	4,211	3,214	3,645	2,070	3,764
	Other Criminal Traffic	8,332	7,035	8,880	5,543	4,255	3,574	1,463	5,583
	Other Misdemeanors	76,706	81,811	55,779	34,485	40,316	31,219	19,459	48,539
	Serious Criminal Traffic	505	381	463	305	355	401	260	381
Non-Criminal	Civil Traffic	159,462	152,905	80,125	58,870	64,526	83,956	30,852	90,099
	Non-Parking	2,879	2,439	2,292	1,887	2,001	3,924	4,023	2,778
	Parking	23,215	21,167	17,053	5,441	9,985	9,465	6,912	13,320
<b>Group Total</b>		297,579	288,825	192,360	130,988	141,525	154,926	77,895	183,441

*NOTE: Figures may not correspond to previously published Data Reports due to corrected information received after publication.*

# Municipal Courts

## Court Case Activity by Fiscal Year

### PINAL COUNTY, APACHE JUNCTION MUNICIPAL COURT, F I L I N G S

		F I L I N G S							Average
		Fiscal Year							
		2014	2015	2016	2017	2018	2019	2020	
Case Category	Case Type								
Civil	Injunctions Against Harassment	124	136	148	130	124	113	100	125
	Orders of Protection	206	265	220	163	129	148	113	178
Misdemeanors	Criminal Failure to Appear	186	187	116	172	51	1	0	102
	DUI	71	208	339	407	419	405	464	330
	Other Criminal Traffic	316	520	526	630	547	476	548	509
	Other Misdemeanors	1,118	1,196	1,178	1,094	1,092	1,216	1,117	1,144
	Serious Criminal Traffic	19	39	43	21	40	61	51	39
Non-Criminal	Civil Traffic	2,310	4,357	4,410	4,670	3,903	3,548	3,083	3,754
	Non-Parking	117	245	208	233	134	137	176	179
	Parking	80	46	34	28	28	36	47	43
Group Total		4,547	7,199	7,222	7,548	6,467	6,141	5,699	6,403

NOTE: Figures may not correspond to previously published Data Reports due to corrected information received after publication.

# Municipal Courts

## Court Case Activity by Fiscal Year

### PINAL COUNTY, APACHE JUNCTION MUNICIPAL COURT, TERMINATIONS

		TERMINATIONS							Average
		Fiscal Year							
		2014	2015	2016	2017	2018	2019	2020	
Case Category	Case Type								
Civil	Injunctions Against Harassment	115	126	134	133	126	114	100	121
	Orders of Protection	199	245	208	167	130	148	113	173
Misdemeanors	Criminal Failure to Appear	204	197	176	201	92	38	20	133
	DUI	286	520	310	384	370	397	377	378
	Other Criminal Traffic	320	538	522	605	531	498	497	502
	Other Misdemeanors	1,358	1,305	1,129	972	1,099	1,129	1,114	1,158
	Serious Criminal Traffic	23	65	34	27	39	52	49	41
Non-Criminal	Civil Traffic	2,596	4,416	4,628	4,841	4,228	3,198	3,483	3,913
	Non-Parking	84	208	217	258	112	147	169	171
	Parking	70	37	41	26	29	34	49	41
Group Total		5,255	7,657	7,399	7,614	6,756	5,755	5,971	6,631

NOTE: Figures may not correspond to previously published Data Reports due to corrected information received after publication.

# Municipal Courts

## Court Case Activity by Fiscal Year

### PINAL COUNTY, CASA GRANDE MUNICIPAL COURT, F I L I N G S

		F I L I N G S							Average
		Fiscal Year							
		2014	2015	2016	2017	2018	2019	2020	
Case Category	Case Type								
Civil	Injunctions Against Harassment	73	68	75	75	45	64	64	66
	Orders of Protection	119	146	92	155	109	156	150	132
Misdemeanors	Criminal Failure to Appear	433	268	382	274	100	138	151	249
	DUI	250	257	494	431	337	433	333	362
	Other Criminal Traffic	776	671	804	765	843	510	195	652
	Other Misdemeanors	2,084	2,025	2,041	1,998	1,740	1,672	1,592	1,879
	Serious Criminal Traffic	67	83	108	68	67	83	87	80
Non-Criminal	Civil Traffic	5,340	4,288	6,456	5,446	5,333	4,008	3,455	4,904
	Non-Parking	149	72	39	49	52	200	205	109
	Parking	36	6	9	13	2	2	0	10
<b>Group Total</b>		<b>9,327</b>	<b>7,884</b>	<b>10,500</b>	<b>9,274</b>	<b>8,628</b>	<b>7,266</b>	<b>6,232</b>	<b>8,443</b>

*NOTE: Figures may not correspond to previously published Data Reports due to corrected information received after publication.*

# Municipal Courts

## Court Case Activity by Fiscal Year

### PINAL COUNTY, CASA GRANDE MUNICIPAL COURT, TERMINATIONS

		TERMINATIONS							Average
		Fiscal Year							
		2014	2015	2016	2017	2018	2019	2020	
Case Category	Case Type								
Civil	Injunctions Against Harassment	73	68	68	74	45	63	60	64
	Orders of Protection	118	146	92	161	109	154	146	132
Misdemeanors	Criminal Failure to Appear	564	377	393	345	325	233	416	379
	DUI	331	348	545	460	366	400	298	393
	Other Criminal Traffic	770	654	780	690	744	587	429	665
	Other Misdemeanors	2,430	3,036	2,574	1,916	1,688	1,405	1,477	2,075
	Serious Criminal Traffic	80	89	118	84	61	79	73	83
Non-Criminal	Civil Traffic	5,685	4,996	6,996	6,011	5,589	4,341	3,381	5,286
	Non-Parking	153	136	51	60	60	177	212	121
	Parking	48	11	8	7	7	0	2	12
Group Total		10,252	9,861	11,625	9,808	8,994	7,439	6,494	9,210

NOTE: Figures may not correspond to previously published Data Reports due to corrected information received after publication.

# Municipal Courts

## Court Case Activity by Fiscal Year

### PINAL COUNTY, COOLIDGE MUNICIPAL COURT, F I L I N G S

		F I L I N G S							Average
		Fiscal Year							
		2014	2015	2016	2017	2018	2019	2020	
Case Category	Case Type								
Civil	Injunctions Against Harassment	74	50	54	49	43	34	21	46
	Orders of Protection	83	75	73	44	67	38	25	58
Misdemeanors	Criminal Failure to Appear	17	6	0	37	43	61	104	38
	DUI	109	164	120	125	92	103	142	122
	Other Criminal Traffic	122	125	186	179	175	79	82	135
	Other Misdemeanors	695	697	584	742	714	543	860	691
	Serious Criminal Traffic	25	23	29	25	29	15	21	24
Non-Criminal	Civil Traffic	1,065	1,075	1,126	1,112	811	627	1,134	993
	Non-Parking	3	0	0	0	0	0	0	0
	Parking	0	0	0	0	0	0	1	0
Group Total		2,193	2,215	2,172	2,313	1,974	1,500	2,390	2,107

NOTE: Figures may not correspond to previously published Data Reports due to corrected information received after publication.

# Municipal Courts

## Court Case Activity by Fiscal Year

### PINAL COUNTY, COOLIDGE MUNICIPAL COURT, TERMINATIONS

		TERMINATIONS							Average
		Fiscal Year							
		2014	2015	2016	2017	2018	2019	2020	
Case Category	Case Type								
Civil	Injunctions Against Harassment	72	50	54	49	40	34	21	46
	Orders of Protection	82	73	74	45	66	38	25	58
Misdemeanors	Criminal Failure to Appear	19	6	0	4	28	48	50	22
	DUI	108	127	152	104	112	116	126	121
	Other Criminal Traffic	113	105	175	84	179	136	103	128
	Other Misdemeanors	669	657	779	528	660	674	702	667
	Serious Criminal Traffic	16	15	33	20	25	27	27	23
Non-Criminal	Civil Traffic	1,093	1,808	1,256	1,215	927	673	1,197	1,167
	Non-Parking	3	0	0	0	0	0	0	0
	Parking	0	0	0	0	0	0	1	0
Group Total		2,175	2,841	2,523	2,049	2,037	1,746	2,252	2,232

NOTE: Figures may not correspond to previously published Data Reports due to corrected information received after publication.

# Municipal Courts

## Court Case Activity by Fiscal Year

### PINAL COUNTY, ELOY MUNICIPAL COURT, F I L I N G S

		F I L I N G S							Average
		Fiscal Year							
		2014	2015	2016	2017	2018	2019	2020	
Case Category	Case Type								
Civil	Injunctions Against Harassment	16	13	5	3	9	16	19	12
	Orders of Protection	7	6	5	4	9	32	37	14
Misdemeanors	Criminal Failure to Appear	150	70	58	82	2	34	0	57
	DUI	52	42	82	63	132	38	86	71
	Other Criminal Traffic	212	161	190	172	288	200	131	193
	Other Misdemeanors	635	456	679	827	871	822	767	722
	Serious Criminal Traffic	19	14	18	19	18	33	30	22
Non-Criminal	Civil Traffic	2,031	934	699	785	1,339	1,761	1,679	1,318
	Non-Parking	90	72	76	8	0	0	0	35
	Parking	0	0	0	0	0	0	0	0
Group Total		3,212	1,768	1,812	1,963	2,668	2,936	2,749	2,444

*NOTE: Figures may not correspond to previously published Data Reports due to corrected information received after publication.*

# Municipal Courts

## Court Case Activity by Fiscal Year

### PINAL COUNTY, ELOY MUNICIPAL COURT, TERMINATIONS

		TERMINATIONS							Average
		Fiscal Year							
		2014	2015	2016	2017	2018	2019	2020	
Case Category	Case Type								
Civil	Injunctions Against Harassment	16	13	5	3	9	16	17	11
	Orders of Protection	7	6	5	4	9	32	34	14
Misdemeanors	Criminal Failure to Appear	145	94	60	117	54	35	207	102
	DUI	58	62	65	46	122	51	108	73
	Other Criminal Traffic	248	167	201	151	280	239	442	247
	Other Misdemeanors	884	708	864	764	876	790	1,065	850
	Serious Criminal Traffic	24	14	20	19	17	31	38	23
Non-Criminal	Civil Traffic	2,454	1,400	1,137	1,115	2,118	1,890	3,896	2,001
	Non-Parking	104	94	98	23	94	0	22	62
	Parking	0	1	0	0	0	0	0	0
Group Total		3,940	2,559	2,455	2,242	3,579	3,084	5,829	3,383

NOTE: Figures may not correspond to previously published Data Reports due to corrected information received after publication.

# Municipal Courts

## Court Case Activity by Fiscal Year

### PINAL COUNTY, FLORENCE MUNICIPAL COURT, FILINGS

		FILINGS							Average
		Fiscal Year							
		2014	2015	2016	2017	2018	2019	2020	
Case Category	Case Type								
Civil	Injunctions Against Harassment	0	0	0	0	0	0	0	0
	Orders of Protection	0	0	0	0	1	0	0	0
Misdemeanors	Criminal Failure to Appear	5	2	23	38	18	31	16	19
	DUI	30	36	47	78	65	60	49	52
	Other Criminal Traffic	125	129	159	124	150	114	69	124
	Other Misdemeanors	228	195	216	286	330	273	227	251
	Serious Criminal Traffic	2	9	13	5	13	11	18	10
Non-Criminal	Civil Traffic	1,419	920	1,198	888	990	949	713	1,011
	Non-Parking	1	1	0	0	0	0	0	0
	Parking	36	13	0	101	12	1	3	24
<b>Group Total</b>		<b>1,846</b>	<b>1,305</b>	<b>1,656</b>	<b>1,520</b>	<b>1,579</b>	<b>1,439</b>	<b>1,095</b>	<b>1,491</b>

*NOTE: Figures may not correspond to previously published Data Reports due to corrected information received after publication.*

# Municipal Courts

## Court Case Activity by Fiscal Year

### PINAL COUNTY, FLORENCE MUNICIPAL COURT, TERMINATIONS

		TERMINATIONS							Average
		Fiscal Year							
		2014	2015	2016	2017	2018	2019	2020	
Case Category	Case Type								
Civil	Injunctions Against Harassment	0	0	0	0	0	0	0	0
	Orders of Protection	0	0	0	0	1	0	0	0
Misdemeanors	Criminal Failure to Appear	22	7	13	31	23	31	86	30
	DUI	15	35	65	79	73	56	76	57
	Other Criminal Traffic	132	104	156	128	141	144	145	136
	Other Misdemeanors	296	228	289	293	280	272	261	274
	Serious Criminal Traffic	3	10	18	10	10	12	15	11
Non-Criminal	Civil Traffic	1,543	985	1,327	1,146	1,004	1,000	788	1,113
	Non-Parking	1	1	0	0	0	0	0	0
	Parking	35	13	0	101	12	1	3	24
<b>Group Total</b>		<b>2,047</b>	<b>1,383</b>	<b>1,868</b>	<b>1,788</b>	<b>1,544</b>	<b>1,516</b>	<b>1,374</b>	<b>1,645</b>

*NOTE: Figures may not correspond to previously published Data Reports due to corrected information received after publication.*

# Municipal Courts

## Court Case Activity by Fiscal Year

### PINAL COUNTY, KEARNY MUNICIPAL COURT, F I L I N G S

		F I L I N G S							Average
		Fiscal Year							
		2014	2015	2016	2017	2018	2019	2020	
Case Category	Case Type								
Civil	Injunctions Against Harassment	33	9	11	9	17	14	9	15
	Orders of Protection	13	12	10	18	10	14	8	12
Misdemeanors	Criminal Failure to Appear	25	53	9	11	5	3	13	17
	DUI	6	5	0	3	1	11	9	5
	Other Criminal Traffic	7	10	0	21	27	24	12	14
	Other Misdemeanors	70	38	19	26	47	49	44	42
	Serious Criminal Traffic	2	1	0	3	1	4	3	2
Non-Criminal	Civil Traffic	83	82	24	86	189	172	167	115
	Non-Parking	0	0	0	0	0	0	0	0
	Parking	0	0	0	0	0	0	0	0
Group Total		239	210	73	177	297	291	265	222

*NOTE: Figures may not correspond to previously published Data Reports due to corrected information received after publication.*

# Municipal Courts

## Court Case Activity by Fiscal Year

### PINAL COUNTY, KEARNY MUNICIPAL COURT, TERMINATIONS

		TERMINATIONS							Average
		Fiscal Year							
		2014	2015	2016	2017	2018	2019	2020	
Case Category	Case Type								
Civil	Injunctions Against Harassment	33	9	11	8	17	14	9	14
	Orders of Protection	13	11	10	18	10	14	8	12
Misdemeanors	Criminal Failure to Appear	36	28	17	25	18	22	21	24
	DUI	5	6	0	0	5	7	11	5
	Other Criminal Traffic	5	9	2	20	24	32	7	14
	Other Misdemeanors	80	48	19	48	45	48	39	47
	Serious Criminal Traffic	3	1	0	2	3	3	2	2
Non-Criminal	Civil Traffic	81	81	30	115	184	183	161	119
	Non-Parking	0	0	0	3	0	0	0	0
	Parking	0	0	0	0	0	0	0	0
Group Total		256	193	89	239	306	323	258	237

NOTE: Figures may not correspond to previously published Data Reports due to corrected information received after publication.

# Municipal Courts

## Court Case Activity by Fiscal Year

### PINAL COUNTY, MAMMOTH MUNICIPAL COURT, FILINGS

		FILINGS							Average
		Fiscal Year							
		2014	2015	2016	2017	2018	2019	2020	
Case Category	Case Type								
Civil	Injunctions Against Harassment	0	0	0	0	0	0	0	0
	Orders of Protection	0	0	0	0	0	0	0	0
Misdemeanors	Criminal Failure to Appear	0	0	0	0	0	0	0	0
	DUI	0	0	0	0	0	0	0	0
	Other Criminal Traffic	4	19	4	2	6	10	7	7
	Other Misdemeanors	19	35	16	35	26	21	28	26
	Serious Criminal Traffic	0	1	0	2	1	0	2	1
Non-Criminal	Civil Traffic	24	239	66	75	65	74	59	86
	Non-Parking	0	0	0	0	0	0	0	0
	Parking	0	0	0	0	0	0	0	0
Group Total		47	294	86	114	98	105	96	120

NOTE: Figures may not correspond to previously published Data Reports due to corrected information received after publication.

# Municipal Courts

## Court Case Activity by Fiscal Year

### PINAL COUNTY, MAMMOTH MUNICIPAL COURT, TERMINATIONS

		TERMINATIONS							Average
		Fiscal Year							
		2014	2015	2016	2017	2018	2019	2020	
Case Category	Case Type								
Civil	Injunctions Against Harassment	0	0	0	0	0	0	0	0
	Orders of Protection	0	0	0	0	0	0	0	0
Misdemeanors	Criminal Failure to Appear	0	1	4	0	22	1	1	4
	DUI	0	0	0	0	0	0	0	0
	Other Criminal Traffic	3	16	6	1	25	10	5	9
	Other Misdemeanors	25	26	23	12	52	25	9	25
	Serious Criminal Traffic	1	1	0	0	2	0	0	1
Non-Criminal	Civil Traffic	37	257	79	78	70	82	64	95
	Non-Parking	0	0	0	0	0	0	0	0
	Parking	0	0	0	0	0	0	0	0
<b>Group Total</b>		<b>66</b>	<b>301</b>	<b>112</b>	<b>91</b>	<b>171</b>	<b>118</b>	<b>79</b>	<b>134</b>

*NOTE: Figures may not correspond to previously published Data Reports due to corrected information received after publication.*

# Municipal Courts

## Court Case Activity by Fiscal Year

### PINAL COUNTY, MARICOPA MUNICIPAL COURT, FILINGS

		FILINGS							Average
		Fiscal Year							
		2014	2015	2016	2017	2018	2019	2020	
Case Category	Case Type								
Civil	Injunctions Against Harassment	1	0	0	0	0	0	0	0
	Orders of Protection	0	0	0	1	0	0	0	0
Misdemeanors	Criminal Failure to Appear	389	232	61	39	58	10	1	113
	DUI	222	228	320	348	278	262	403	294
	Other Criminal Traffic	279	312	370	413	529	310	300	359
	Other Misdemeanors	915	774	752	724	865	812	1,166	858
	Serious Criminal Traffic	17	26	28	35	34	33	42	31
Non-Criminal	Civil Traffic	2,646	2,597	2,974	3,518	3,788	3,819	3,940	3,326
	Non-Parking	1	1	3	5	1	1	3	2
	Parking	111	179	34	5	8	8	10	51
<b>Group Total</b>		<b>4,581</b>	<b>4,349</b>	<b>4,542</b>	<b>5,088</b>	<b>5,561</b>	<b>5,255</b>	<b>5,865</b>	<b>5,034</b>

*NOTE: Figures may not correspond to previously published Data Reports due to corrected information received after publication.*

# Municipal Courts

## Court Case Activity by Fiscal Year

### PINAL COUNTY, MARICOPA MUNICIPAL COURT, TERMINATIONS

		TERMINATIONS							Average
		Fiscal Year							
		2014	2015	2016	2017	2018	2019	2020	
Case Category	Case Type								
Civil	Injunctions Against Harassment	0	0	0	0	0	0	0	0
	Orders of Protection	0	0	0	0	0	0	0	0
Misdemeanors	Criminal Failure to Appear	398	193	264	185	213	140	108	214
	DUI	197	153	452	354	322	256	419	308
	Other Criminal Traffic	258	289	356	283	386	366	294	319
	Other Misdemeanors	933	863	1,096	1,111	957	776	963	957
	Serious Criminal Traffic	15	19	49	39	30	28	44	32
Non-Criminal	Civil Traffic	2,677	3,253	3,479	3,861	3,850	4,210	4,054	3,626
	Non-Parking	2	1	3	7	1	0	9	3
	Parking	66	97	29	4	7	96	10	44
Group Total		4,546	4,868	5,728	5,844	5,766	5,872	5,901	5,503

NOTE: Figures may not correspond to previously published Data Reports due to corrected information received after publication.

# Municipal Courts

## Court Case Activity by Fiscal Year

### PINAL COUNTY, SUPERIOR MUNICIPAL COURT, F I L I N G S

		F I L I N G S							Average
		Fiscal Year							
		2014	2015	2016	2017	2018	2019	2020	
Case Category	Case Type								
Civil	Injunctions Against Harassment	0	0	0	0	1	0	0	0
	Orders of Protection	0	0	0	0	0	0	0	0
Misdemeanors	Criminal Failure to Appear	0	0	0	0	0	0	0	0
	DUI	0	0	0	0	0	0	0	0
	Other Criminal Traffic	0	0	0	0	0	0	0	0
	Other Misdemeanors	18	7	36	2	0	0	0	9
	Serious Criminal Traffic	0	0	0	0	0	2	0	0
Non-Criminal	Civil Traffic	63	105	161	135	185	263	135	150
	Non-Parking	117	14	37	11	7	7	48	34
	Parking	0	0	0	0	0	0	0	0
Group Total		198	126	234	148	193	272	183	193

NOTE: Figures may not correspond to previously published Data Reports due to corrected information received after publication.

# Municipal Courts

## Court Case Activity by Fiscal Year

### PINAL COUNTY, SUPERIOR MUNICIPAL COURT, TERMINATIONS

		TERMINATIONS							Average
		Fiscal Year							
		2014	2015	2016	2017	2018	2019	2020	
Case Category	Case Type								
Civil	Injunctions Against Harassment	0	0	0	0	0	0	0	0
	Orders of Protection	0	0	0	0	0	0	0	0
Misdemeanors	Criminal Failure to Appear	0	0	0	0	0	1	0	0
	DUI	0	0	0	0	0	0	0	0
	Other Criminal Traffic	0	0	0	0	0	0	0	0
	Other Misdemeanors	15	12	43	3	0	0	0	10
	Serious Criminal Traffic	0	0	0	0	0	2	0	0
Non-Criminal	Civil Traffic	239	125	145	187	192	229	194	187
	Non-Parking	62	35	54	7	6	13	12	27
	Parking	0	0	0	0	0	0	0	0
Group Total		316	172	242	197	198	245	206	224

NOTE: Figures may not correspond to previously published Data Reports due to corrected information received after publication.

# Municipal Courts

## Court Case Activity by Fiscal Year

### SANTA CRUZ COUNTY, NOGALES MUNICIPAL COURT, F I L I N G S

		F I L I N G S							Average
		Fiscal Year							
		2014	2015	2016	2017	2018	2019	2020	
Case Category	Case Type								
Civil	Injunctions Against Harassment	42	48	41	41	35	44	40	42
	Orders of Protection	42	44	50	29	38	51	25	40
Misdemeanors	Criminal Failure to Appear	113	50	78	83	59	46	64	70
	DUI	28	35	42	56	44	34	50	41
	Other Criminal Traffic	282	243	260	245	206	203	128	224
	Other Misdemeanors	815	868	605	731	677	679	697	725
	Serious Criminal Traffic	44	43	37	30	35	31	19	34
Non-Criminal	Civil Traffic	2,878	2,532	1,994	2,136	2,050	2,912	2,656	2,451
	Non-Parking	1	0	0	0	262	162	3	61
	Parking	2,705	2,505	1,800	4	467	1,942	857	1,469
Group Total		6,950	6,368	4,907	3,355	3,873	6,104	4,539	5,157

*NOTE: Figures may not correspond to previously published Data Reports due to corrected information received after publication.*

# Municipal Courts

## Court Case Activity by Fiscal Year

### SANTA CRUZ COUNTY, NOGALES MUNICIPAL COURT, TERMINATIONS

		TERMINATIONS							Average
		Fiscal Year							
		2014	2015	2016	2017	2018	2019	2020	
Case Category	Case Type								
Civil	Injunctions Against Harassment	41	41	37	39	32	42	38	39
	Orders of Protection	36	39	48	28	39	48	25	38
Misdemeanors	Criminal Failure to Appear	102	64	71	74	70	67	44	70
	DUI	36	73	87	115	66	49	31	65
	Other Criminal Traffic	294	282	299	295	287	206	151	259
	Other Misdemeanors	933	937	880	759	813	798	529	807
	Serious Criminal Traffic	45	41	44	39	35	37	20	37
Non-Criminal	Civil Traffic	3,363	3,158	2,456	4,945	2,655	2,907	2,932	3,202
	Non-Parking	0	1	0	0	153	98	3	36
	Parking	1,965	2,148	17,665	9	344	1,739	1,039	3,558
<b>Group Total</b>		<b>6,815</b>	<b>6,784</b>	<b>21,587</b>	<b>6,303</b>	<b>4,494</b>	<b>5,991</b>	<b>4,812</b>	<b>8,111</b>

*NOTE: Figures may not correspond to previously published Data Reports due to corrected information received after publication.*

# Municipal Courts

## Court Case Activity by Fiscal Year

### SANTA CRUZ COUNTY, PATAGONIA MUNICIPAL COURT, F I L I N G S

		F I L I N G S							Average
		Fiscal Year							
		2014	2015	2016	2017	2018	2019	2020	
Case Category	Case Type								
Civil	Injunctions Against Harassment	1	3	1	3	0	0	1	1
	Orders of Protection	4	3	0	2	2	0	0	2
Misdemeanors	Criminal Failure to Appear	1	7	3	0	0	0	1	2
	DUI	20	3	2	6	0	4	7	6
	Other Criminal Traffic	36	20	14	18	13	18	6	18
	Other Misdemeanors	81	34	28	55	42	57	23	46
	Serious Criminal Traffic	5	1	1	2	2	0	0	2
Non-Criminal	Civil Traffic	2,071	2,327	3,264	2,560	997	703	447	1,767
	Non-Parking	0	1	0	0	1	7	0	1
	Parking	0	0	0	0	0	0	0	0
Group Total		2,219	2,399	3,313	2,646	1,057	789	485	1,845

NOTE: Figures may not correspond to previously published Data Reports due to corrected information received after publication.

# Municipal Courts

## Court Case Activity by Fiscal Year

### SANTA CRUZ COUNTY, PATAGONIA MUNICIPAL COURT, TERMINATIONS

		TERMINATIONS							Average
		Fiscal Year							
		2014	2015	2016	2017	2018	2019	2020	
Case Category	Case Type								
Civil	Injunctions Against Harassment	1	3	1	1	0	0	1	1
	Orders of Protection	4	3	1	0	0	0	0	1
Misdemeanors	Criminal Failure to Appear	2	3	5	0	0	1	0	2
	DUI	12	10	12	1	2	0	6	6
	Other Criminal Traffic	33	21	19	16	10	17	4	17
	Other Misdemeanors	59	75	46	43	27	45	27	46
	Serious Criminal Traffic	5	0	3	3	0	2	0	2
Non-Criminal	Civil Traffic	2,091	2,402	3,340	2,523	1,295	771	474	1,842
	Non-Parking	1	0	1	0	0	5	3	1
	Parking	0	0	0	0	0	0	0	0
Group Total		2,208	2,517	3,428	2,587	1,334	841	515	1,918

NOTE: Figures may not correspond to previously published Data Reports due to corrected information received after publication.

# Municipal Courts

## Court Case Activity by Fiscal Year

### YAVAPAI COUNTY, CAMP VERDE MUNICIPAL COURT, F I L I N G S

		F I L I N G S							Average
		Fiscal Year							
		2014	2015	2016	2017	2018	2019	2020	
Case Category	Case Type								
Civil	Injunctions Against Harassment	21	26	26	20	47	32	24	28
	Orders of Protection	26	23	30	36	22	26	16	26
Misdemeanors	Criminal Failure to Appear	27	12	14	3	25	19	30	19
	DUI	128	50	76	67	53	59	64	71
	Other Criminal Traffic	173	293	268	124	71	89	87	158
	Other Misdemeanors	392	268	309	316	356	662	482	398
	Serious Criminal Traffic	14	10	9	8	8	8	11	10
Non-Criminal	Civil Traffic	1,844	1,356	1,066	950	849	991	724	1,111
	Non-Parking	0	52	68	66	31	0	0	31
	Parking	0	0	0	0	0	0	0	0
Group Total		2,625	2,090	1,866	1,590	1,462	1,886	1,438	1,852

*NOTE: Figures may not correspond to previously published Data Reports due to corrected information received after publication.*

# Municipal Courts

## Court Case Activity by Fiscal Year

### YAVAPAI COUNTY, CAMP VERDE MUNICIPAL COURT, TERMINATIONS

		TERMINATIONS							Average
		Fiscal Year							
		2014	2015	2016	2017	2018	2019	2020	
Case Category	Case Type								
Civil	Injunctions Against Harassment	21	25	25	20	46	32	24	28
	Orders of Protection	25	19	27	31	21	25	17	24
Misdemeanors	Criminal Failure to Appear	29	30	22	26	23	26	39	28
	DUI	120	68	60	78	52	38	51	67
	Other Criminal Traffic	207	243	290	141	74	88	90	162
	Other Misdemeanors	421	287	278	347	399	555	478	395
	Serious Criminal Traffic	13	8	9	10	7	7	10	9
Non-Criminal	Civil Traffic	2,105	1,587	1,216	1,092	913	929	812	1,236
	Non-Parking	0	58	27	70	34	0	0	27
	Parking	0	0	0	0	0	0	0	0
Group Total		2,941	2,325	1,954	1,815	1,569	1,700	1,521	1,976

NOTE: Figures may not correspond to previously published Data Reports due to corrected information received after publication.

# Municipal Courts

## Court Case Activity by Fiscal Year

*YAVAPAI COUNTY, CHINO VALLEY MUNICIPAL COURT, FILINGS*

		<b>FILINGS</b>							<i>Average</i>
		<i>Fiscal Year</i>							
		<i>2014</i>	<i>2015</i>	<i>2016</i>	<i>2017</i>	<i>2018</i>	<i>2019</i>	<i>2020</i>	
<i>Case Category</i>	<i>Case Type</i>								
<i>Civil</i>	<i>Injunctions Against Harassment</i>	40	37	60	48	21	54	34	42
	<i>Orders of Protection</i>	43	54	54	43	43	50	32	46
<i>Misdemeanors</i>	<i>Criminal Failure to Appear</i>	97	79	7	0	0	0	0	26
	<i>DUI</i>	61	42	85	62	122	75	71	74
	<i>Other Criminal Traffic</i>	134	158	163	162	117	95	58	127
	<i>Other Misdemeanors</i>	335	374	442	347	395	315	251	351
	<i>Serious Criminal Traffic</i>	9	10	18	9	17	15	13	13
<i>Non-Criminal</i>	<i>Civil Traffic</i>	803	691	1,107	1,580	1,259	1,011	823	1,039
	<i>Non-Parking</i>	44	12	67	32	122	304	187	110
	<i>Parking</i>	0	0	0	0	11	1	0	2
<i>Group Total</i>		1,566	1,457	2,003	2,283	2,107	1,920	1,469	1,830

*NOTE: Figures may not correspond to previously published Data Reports due to corrected information received after publication.*

# Municipal Courts

## Court Case Activity by Fiscal Year

### YAVAPAI COUNTY, CHINO VALLEY MUNICIPAL COURT, TERMINATIONS

		TERMINATIONS							Average
		Fiscal Year							
		2014	2015	2016	2017	2018	2019	2020	
Case Category	Case Type								
Civil	Injunctions Against Harassment	16	24	57	39	21	55	34	35
	Orders of Protection	18	40	50	41	44	50	31	39
Misdemeanors	Criminal Failure to Appear	82	77	53	5	4	33	18	39
	DUI	84	56	84	99	146	115	67	93
	Other Criminal Traffic	142	159	183	154	127	126	75	138
	Other Misdemeanors	414	547	561	413	827	347	238	478
	Serious Criminal Traffic	6	13	19	8	29	18	10	15
Non-Criminal	Civil Traffic	969	834	1,205	1,738	1,527	1,042	896	1,173
	Non-Parking	46	15	67	37	125	293	194	111
	Parking	0	0	0	0	11	1	0	2
Group Total		1,777	1,765	2,279	2,534	2,861	2,080	1,563	2,123

NOTE: Figures may not correspond to previously published Data Reports due to corrected information received after publication.

# Municipal Courts

## Court Case Activity by Fiscal Year

### YAVAPAI COUNTY, CLARKDALE MUNICIPAL COURT, F I L I N G S

		F I L I N G S							Average
		Fiscal Year							
		2014	2015	2016	2017	2018	2019	2020	
Case Category	Case Type								
Civil	Injunctions Against Harassment	3	6	1	0	5	0	0	2
	Orders of Protection	6	10	4	0	18	1	3	6
Misdemeanors	Criminal Failure to Appear	9	11	6	0	7	0	0	5
	DUI	7	19	27	32	22	22	15	21
	Other Criminal Traffic	6	18	28	26	32	35	34	26
	Other Misdemeanors	139	184	203	228	205	124	143	175
	Serious Criminal Traffic	0	10	7	2	11	4	2	5
Non-Criminal	Civil Traffic	97	285	407	455	433	382	291	336
	Non-Parking	0	0	0	2	14	11	16	6
	Parking	0	0	0	0	0	0	0	0
Group Total		267	543	683	745	747	579	504	582

*NOTE: Figures may not correspond to previously published Data Reports due to corrected information received after publication.*

# Municipal Courts

## Court Case Activity by Fiscal Year

### YAVAPAI COUNTY, CLARKDALE MUNICIPAL COURT, TERMINATIONS

		TERMINATIONS							Average
		Fiscal Year							
		2014	2015	2016	2017	2018	2019	2020	
Case Category	Case Type								
Civil	Injunctions Against Harassment	1	6	1	0	4	0	0	2
	Orders of Protection	6	9	4	0	17	1	3	6
Misdemeanors	Criminal Failure to Appear	4	12	5	9	9	6	0	6
	DUI	11	14	22	23	35	29	12	21
	Other Criminal Traffic	9	18	15	18	33	47	35	25
	Other Misdemeanors	134	209	193	183	226	164	135	178
	Serious Criminal Traffic	1	7	2	5	8	7	1	4
Non-Criminal	Civil Traffic	110	308	391	443	431	420	315	345
	Non-Parking	0	0	0	0	15	13	13	6
	Parking	0	0	0	0	0	0	0	0
Group Total		276	583	633	681	778	687	514	593

NOTE: Figures may not correspond to previously published Data Reports due to corrected information received after publication.

# Municipal Courts

## Court Case Activity by Fiscal Year

### YAVAPAI COUNTY, COTTONWOOD MUNICIPAL COURT, F I L I N G S

		F I L I N G S							Average
		Fiscal Year							
		2014	2015	2016	2017	2018	2019	2020	
Case Category	Case Type								
Civil	Injunctions Against Harassment	27	30	39	22	29	18	41	29
	Orders of Protection	43	37	52	51	43	28	57	44
Misdemeanors	Criminal Failure to Appear	24	10	5	3	48	38	26	22
	DUI	152	124	114	105	180	141	117	133
	Other Criminal Traffic	185	136	159	104	202	179	114	154
	Other Misdemeanors	673	657	649	586	761	676	675	668
	Serious Criminal Traffic	14	23	14	17	30	20	32	21
Non-Criminal	Civil Traffic	1,516	1,264	1,359	1,200	1,742	1,679	1,083	1,406
	Non-Parking	2	4	1	1	1	1	1	2
	Parking	127	178	88	83	140	121	70	115
Group Total		2,763	2,463	2,480	2,172	3,176	2,901	2,216	2,594

*NOTE: Figures may not correspond to previously published Data Reports due to corrected information received after publication.*

# Municipal Courts

## Court Case Activity by Fiscal Year

### YAVAPAI COUNTY, COTTONWOOD MUNICIPAL COURT, TERMINATIONS

		TERMINATIONS							Average
		Fiscal Year							
		2014	2015	2016	2017	2018	2019	2020	
Case Category	Case Type								
Civil	Injunctions Against Harassment	27	30	39	21	29	17	41	29
	Orders of Protection	43	37	52	51	41	26	58	44
Misdemeanors	Criminal Failure to Appear	43	12	16	19	48	56	31	32
	DUI	128	130	137	134	154	181	109	139
	Other Criminal Traffic	196	150	138	116	178	194	107	154
	Other Misdemeanors	795	806	766	789	779	702	657	756
	Serious Criminal Traffic	17	13	15	21	19	27	28	20
Non-Criminal	Civil Traffic	1,688	1,491	1,397	1,263	1,754	1,841	1,036	1,496
	Non-Parking	2	2	3	1	1	1	2	2
	Parking	98	171	85	82	142	118	80	111
Group Total		3,037	2,842	2,648	2,497	3,145	3,163	2,149	2,783

NOTE: Figures may not correspond to previously published Data Reports due to corrected information received after publication.

# Municipal Courts

## Court Case Activity by Fiscal Year

### YAVAPAI COUNTY, DEWEY-HUMBOLDT MUNICIPAL COURT, F I L I N G S

		F I L I N G S							Average
		Fiscal Year							
		2014	2015	2016	2017	2018	2019	2020	
Case Category	Case Type								
Civil	Injunctions Against Harassment	18	15	13	8	2	4	10	10
	Orders of Protection	8	4	6	1	14	7	6	7
Misdemeanors	Criminal Failure to Appear	1	1	2	2	14	4	1	4
	DUI	10	5	2	1	3	2	8	4
	Other Criminal Traffic	31	44	70	37	38	29	14	38
	Other Misdemeanors	108	99	143	97	97	103	103	107
	Serious Criminal Traffic	1	2	0	4	0	1	2	1
Non-Criminal	Civil Traffic	284	479	493	260	296	203	72	298
	Non-Parking	0	0	0	0	0	0	0	0
	Parking	0	0	0	0	0	0	0	0
Group Total		461	649	729	410	464	353	216	469

*NOTE: Figures may not correspond to previously published Data Reports due to corrected information received after publication.*

# Municipal Courts

## Court Case Activity by Fiscal Year

### YAVAPAI COUNTY, DEWEY-HUMBOLDT MUNICIPAL COURT, TERMINATIONS

		TERMINATIONS							Average
		Fiscal Year							
		2014	2015	2016	2017	2018	2019	2020	
Case Category	Case Type								
Civil	Injunctions Against Harassment	19	14	13	8	2	5	10	10
	Orders of Protection	8	4	6	1	14	7	6	7
Misdemeanors	Criminal Failure to Appear	14	8	9	11	19	9	3	10
	DUI	9	6	2	1	3	3	6	4
	Other Criminal Traffic	29	33	83	39	42	32	17	39
	Other Misdemeanors	123	112	171	86	100	106	88	112
	Serious Criminal Traffic	1	2	0	4	0	1	1	1
Non-Criminal	Civil Traffic	284	431	565	337	324	222	91	322
	Non-Parking	0	0	0	0	0	0	0	0
	Parking	0	0	0	0	0	0	0	0
Group Total		487	610	849	487	504	385	222	505

NOTE: Figures may not correspond to previously published Data Reports due to corrected information received after publication.

# Municipal Courts

## Court Case Activity by Fiscal Year

### YAVAPAI COUNTY, JEROME MUNICIPAL COURT, F I L I N G S

		F I L I N G S							Average
		Fiscal Year							
		2014	2015	2016	2017	2018	2019	2020	
Case Category	Case Type								
Civil	Injunctions Against Harassment	1	0	0	0	0	1	0	0
	Orders of Protection	1	1	1	2	2	0	0	1
Misdemeanors	Criminal Failure to Appear	0	3	0	1	2	0	5	2
	DUI	13	27	25	34	39	29	41	30
	Other Criminal Traffic	10	25	30	18	20	23	15	20
	Other Misdemeanors	51	62	99	56	80	64	64	68
	Serious Criminal Traffic	4	6	8	6	2	2	0	4
Non-Criminal	Civil Traffic	463	823	618	519	489	545	433	556
	Non-Parking	1	16	2	3	1	1	1	4
	Parking	0	0	0	0	0	0	1	0
Group Total		544	963	783	639	635	665	560	685

*NOTE: Figures may not correspond to previously published Data Reports due to corrected information received after publication.*

# Municipal Courts

## Court Case Activity by Fiscal Year

### YAVAPAI COUNTY, JEROME MUNICIPAL COURT, TERMINATIONS

		TERMINATIONS							Average
		Fiscal Year							
		2014	2015	2016	2017	2018	2019	2020	
Case Category	Case Type								
Civil	Injunctions Against Harassment	1	0	0	0	0	1	0	0
	Orders of Protection	1	1	1	2	2	0	0	1
Misdemeanors	Criminal Failure to Appear	4	8	4	1	1	1	1	3
	DUI	16	20	33	42	28	42	39	31
	Other Criminal Traffic	11	17	30	18	21	21	15	19
	Other Misdemeanors	72	75	84	62	91	56	42	69
	Serious Criminal Traffic	4	3	12	4	4	3	0	4
Non-Criminal	Civil Traffic	490	853	623	528	520	555	410	568
	Non-Parking	4	13	5	1	2	1	1	4
	Parking	0	0	3	4	4	0	1	2
Group Total		603	990	795	662	673	680	509	701

NOTE: Figures may not correspond to previously published Data Reports due to corrected information received after publication.

# Municipal Courts

## Court Case Activity by Fiscal Year

### YAVAPAI COUNTY, PRESCOTT MUNICIPAL COURT, F I L I N G S

		F I L I N G S							Average
		Fiscal Year							
		2014	2015	2016	2017	2018	2019	2020	
Case Category	Case Type								
Civil	Injunctions Against Harassment	0	0	0	0	0	0	1	0
	Orders of Protection	0	0	0	0	0	1	2	0
Misdemeanors	Criminal Failure to Appear	139	164	142	130	87	111	117	127
	DUI	503	501	428	423	411	459	308	433
	Other Criminal Traffic	363	374	468	446	297	242	162	336
	Other Misdemeanors	1,787	1,842	1,815	1,366	1,811	1,544	1,634	1,686
	Serious Criminal Traffic	94	95	64	26	69	86	86	74
Non-Criminal	Civil Traffic	4,135	3,839	3,101	2,843	2,357	2,823	2,760	3,123
	Non-Parking	2	1	1	6	3	2	4	3
	Parking	1,642	793	708	749	697	867	655	873
<b>Group Total</b>		<b>8,665</b>	<b>7,609</b>	<b>6,727</b>	<b>5,989</b>	<b>5,732</b>	<b>6,135</b>	<b>5,729</b>	<b>6,655</b>

Note. Prescott Municipal Court is co-located with Prescott Justice Court

**NOTE: Figures may not correspond to previously published Data Reports due to corrected information received after publication.**

# Municipal Courts

## Court Case Activity by Fiscal Year

### YAVAPAI COUNTY, PRESCOTT MUNICIPAL COURT, TERMINATIONS

		TERMINATIONS							Average
		Fiscal Year							
		2014	2015	2016	2017	2018	2019	2020	
Case Category	Case Type								
Civil	Injunctions Against Harassment	0	0	0	0	0	0	1	0
	Orders of Protection	0	0	0	0	0	0	0	0
Misdemeanors	Criminal Failure to Appear	88	204	86	100	69	145	119	116
	DUI	435	493	322	358	418	430	329	398
	Other Criminal Traffic	341	421	313	402	275	299	190	320
	Other Misdemeanors	1,627	1,890	1,188	1,220	1,331	1,383	1,673	1,473
	Serious Criminal Traffic	93	90	53	22	66	70	94	70
Non-Criminal	Civil Traffic	4,105	3,936	2,703	2,925	2,427	2,901	2,842	3,120
	Non-Parking	1	2	1	4	4	2	4	3
	Parking	2,483	700	634	723	680	862	698	969
Group Total		9,173	7,736	5,300	5,754	5,270	6,092	5,950	6,469

NOTE: Figures may not correspond to previously published Data Reports due to corrected information received after publication.

# Municipal Courts

## Court Case Activity by Fiscal Year

### YAVAPAI COUNTY, PRESCOTT VALLEY MUNICIPAL COURT, F I L I N G S

		F I L I N G S							Average
		Fiscal Year							
		2014	2015	2016	2017	2018	2019	2020	
Case Category	Case Type								
Civil	Injunctions Against Harassment	83	87	81	84	50	56	63	72
	Orders of Protection	158	190	158	146	148	184	156	163
Misdemeanors	Criminal Failure to Appear	372	386	304	279	203	252	259	294
	DUI	339	401	363	279	301	390	276	336
	Other Criminal Traffic	350	405	217	335	426	312	228	325
	Other Misdemeanors	1,848	3,411	2,526	2,396	1,907	1,677	1,206	2,139
	Serious Criminal Traffic	70	91	69	72	50	55	64	67
Non-Criminal	Civil Traffic	8,095	4,146	3,837	5,490	6,309	6,121	6,589	5,798
	Non-Parking	0	0	0	0	0	51	32	12
	Parking	0	0	0	0	43	60	2	15
Group Total		11,315	9,117	7,555	9,081	9,437	9,158	8,875	9,221

*NOTE: Figures may not correspond to previously published Data Reports due to corrected information received after publication.*

# Municipal Courts

## Court Case Activity by Fiscal Year

### YAVAPAI COUNTY, PRESCOTT VALLEY MUNICIPAL COURT, TERMINATIONS

		TERMINATIONS							Average
		Fiscal Year							
		2014	2015	2016	2017	2018	2019	2020	
Case Category	Case Type								
Civil	Injunctions Against Harassment	83	87	81	91	50	56	63	73
	Orders of Protection	158	190	158	146	141	184	155	162
Misdemeanors	Criminal Failure to Appear	241	308	649	223	300	274	268	323
	DUI	379	335	470	279	284	365	300	345
	Other Criminal Traffic	304	414	451	273	422	318	241	346
	Other Misdemeanors	1,799	2,819	3,306	2,226	2,148	1,712	1,382	2,199
	Serious Criminal Traffic	61	71	93	66	68	57	67	69
Non-Criminal	Civil Traffic	12,289	4,340	4,220	5,103	6,882	6,145	6,585	6,509
	Non-Parking	0	0	0	0	0	47	30	11
	Parking	0	0	0	0	91	79	3	25
Group Total		15,314	8,564	9,428	8,407	10,386	9,237	9,094	10,062

NOTE: Figures may not correspond to previously published Data Reports due to corrected information received after publication.

# Municipal Courts

## Court Case Activity by Fiscal Year

### YAVAPAI COUNTY, SEDONA MUNICIPAL COURT, F I L I N G S

		F I L I N G S							Average
		Fiscal Year							
		2014	2015	2016	2017	2018	2019	2020	
<i>Case Category</i>	<i>Case Type</i>								
<i>Civil</i>	<i>Injunctions Against Harassment</i>	28	49	15	34	37	31	24	31
	<i>Orders of Protection</i>	22	17	35	41	36	38	35	32
<i>Misdemeanors</i>	<i>Criminal Failure to Appear</i>	8	29	12	29	75	28	22	29
	<i>DUI</i>	64	80	88	106	132	74	145	98
	<i>Other Criminal Traffic</i>	96	152	101	88	139	78	79	105
	<i>Other Misdemeanors</i>	284	258	304	368	461	415	345	348
	<i>Serious Criminal Traffic</i>	10	14	16	11	15	16	15	14
<i>Non-Criminal</i>	<i>Civil Traffic</i>	1,434	1,738	1,039	807	1,266	1,136	1,184	1,229
	<i>Non-Parking</i>	1	2	7	32	22	11	23	14
	<i>Parking</i>	183	251	379	876	2,880	2,521	2,032	1,303
<i>Group Total</i>		2,130	2,590	1,996	2,392	5,063	4,348	3,904	3,203

*Note.* Although Sedona Municipal Court is in Yavapai county, the City of Sedona straddles the county line between Coconino and Yavapai.

**NOTE:** Figures may not correspond to previously published Data Reports due to corrected information received after publication.

# Municipal Courts

## Court Case Activity by Fiscal Year

### YAVAPAI COUNTY, SEDONA MUNICIPAL COURT, TERMINATIONS

		TERMINATIONS							Average
		Fiscal Year							
		2014	2015	2016	2017	2018	2019	2020	
Case Category	Case Type								
Civil	Injunctions Against Harassment	28	45	19	33	38	31	23	31
	Orders of Protection	23	17	36	41	34	38	34	32
Misdemeanors	Criminal Failure to Appear	14	23	29	29	56	50	34	34
	DUI	67	91	146	111	120	83	151	110
	Other Criminal Traffic	95	148	127	91	128	85	89	109
	Other Misdemeanors	344	415	402	478	522	344	331	405
	Serious Criminal Traffic	12	9	23	15	15	17	12	15
Non-Criminal	Civil Traffic	1,428	1,884	1,200	911	1,332	1,208	1,302	1,324
	Non-Parking	1	1	6	34	23	14	21	14
	Parking	211	241	384	766	2,608	2,577	2,017	1,258
<b>Group Total</b>		<b>2,223</b>	<b>2,874</b>	<b>2,372</b>	<b>2,509</b>	<b>4,876</b>	<b>4,447</b>	<b>4,014</b>	<b>3,332</b>

*Note.* Although Sedona Municipal Court is in Yavapai county, the City of Sedona straddles the county line between Coconino and Yavapai.

**NOTE: Figures may not correspond to previously published Data Reports due to corrected information received after publication.**

# Municipal Courts

## Court Case Activity by Fiscal Year

### YUMA COUNTY, SAN LUIS MUNICIPAL COURT, F I L I N G S

		F I L I N G S							Average
		Fiscal Year							
		2014	2015	2016	2017	2018	2019	2020	
Case Category	Case Type								
Civil	Injunctions Against Harassment	33	24	30	46	31	14	16	28
	Orders of Protection	98	76	54	74	54	38	33	61
Misdemeanors	Criminal Failure to Appear	204	146	165	72	84	63	89	118
	DUI	181	220	204	99	119	137	171	162
	Other Criminal Traffic	383	272	296	263	263	178	53	244
	Other Misdemeanors	980	875	874	753	652	733	606	782
	Serious Criminal Traffic	20	32	34	23	30	28	29	28
Non-Criminal	Civil Traffic	3,192	3,056	2,499	2,395	1,736	2,172	1,791	2,406
	Non-Parking	0	1	322	72	36	46	14	70
	Parking	520	303	333	355	177	325	413	347
Group Total		5,611	5,005	4,811	4,152	3,182	3,734	3,215	4,246

*NOTE: Figures may not correspond to previously published Data Reports due to corrected information received after publication.*

# Municipal Courts

## Court Case Activity by Fiscal Year

### YUMA COUNTY, SAN LUIS MUNICIPAL COURT, TERMINATIONS

		TERMINATIONS							Average
		Fiscal Year							
		2014	2015	2016	2017	2018	2019	2020	
Case Category	Case Type								
Civil	Injunctions Against Harassment	32	21	29	41	28	14	15	26
	Orders of Protection	98	75	52	70	51	39	33	60
Misdemeanors	Criminal Failure to Appear	158	134	122	115	116	104	74	118
	DUI	157	192	268	115	135	108	186	166
	Other Criminal Traffic	362	269	275	239	265	223	80	245
	Other Misdemeanors	1,322	1,095	1,153	985	871	701	600	961
	Serious Criminal Traffic	33	44	41	29	34	28	20	33
Non-Criminal	Civil Traffic	4,062	3,561	2,889	2,788	2,679	2,300	2,037	2,902
	Non-Parking	0	3	309	73	57	47	14	72
	Parking	628	316	268	416	189	322	400	363
Group Total		6,852	5,710	5,406	4,871	4,425	3,886	3,459	4,946

NOTE: Figures may not correspond to previously published Data Reports due to corrected information received after publication.

# Municipal Courts

## Court Case Activity by Fiscal Year

### YUMA COUNTY, SOMERTON MUNICIPAL COURT, F I L I N G S

		F I L I N G S							Average
		Fiscal Year							
		2014	2015	2016	2017	2018	2019	2020	
Case Category	Case Type								
Civil	Injunctions Against Harassment	18	11	16	9	14	25	9	15
	Orders of Protection	43	40	48	44	43	80	38	48
Misdemeanors	Criminal Failure to Appear	40	19	22	6	18	6	7	17
	DUI	25	52	48	43	45	40	22	39
	Other Criminal Traffic	100	87	117	76	75	88	24	81
	Other Misdemeanors	309	298	367	239	348	314	322	314
	Serious Criminal Traffic	9	13	8	12	7	14	4	10
Non-Criminal	Civil Traffic	1,193	1,395	1,239	837	693	878	457	956
	Non-Parking	43	32	39	13	32	1	0	23
	Parking	0	3	0	0	4	0	0	1
Group Total		1,780	1,950	1,904	1,279	1,279	1,446	883	1,504

NOTE: Figures may not correspond to previously published Data Reports due to corrected information received after publication.

# Municipal Courts

## Court Case Activity by Fiscal Year

### YUMA COUNTY, SOMERTON MUNICIPAL COURT, TERMINATIONS

		TERMINATIONS							Average
		Fiscal Year							
		2014	2015	2016	2017	2018	2019	2020	
Case Category	Case Type								
Civil	Injunctions Against Harassment	18	11	15	9	13	24	9	14
	Orders of Protection	42	40	48	43	43	80	36	47
Misdemeanors	Criminal Failure to Appear	38	34	31	19	21	25	10	25
	DUI	34	36	52	42	48	33	26	39
	Other Criminal Traffic	114	77	120	76	76	86	32	83
	Other Misdemeanors	411	392	409	345	467	331	251	372
	Serious Criminal Traffic	11	13	10	9	9	13	5	10
Non-Criminal	Civil Traffic	1,416	1,547	1,414	1,048	828	875	467	1,085
	Non-Parking	39	42	32	31	33	0	0	25
	Parking	0	2	1	0	5	1	0	1
Group Total		2,123	2,194	2,132	1,622	1,543	1,468	836	1,701

NOTE: Figures may not correspond to previously published Data Reports due to corrected information received after publication.

# Municipal Courts

## Court Case Activity by Fiscal Year

### YUMA COUNTY, WELLTON MUNICIPAL COURT, FILINGS

		FILINGS							Average
		Fiscal Year							
		2014	2015	2016	2017	2018	2019	2020	
Case Category	Case Type								
Civil	Injunctions Against Harassment	0	0	0	0	0	0	0	0
	Orders of Protection	0	0	0	0	0	0	0	0
Misdemeanors	Criminal Failure to Appear	10	16	5	4	7	4	3	7
	DUI	0	1	0	5	1	5	0	2
	Other Criminal Traffic	10	15	16	9	15	15	7	12
	Other Misdemeanors	116	88	94	117	91	89	57	93
	Serious Criminal Traffic	3	2	3	0	8	1	3	3
Non-Criminal	Civil Traffic	58	181	121	129	76	72	115	107
	Non-Parking	0	0	0	0	0	0	0	0
	Parking	0	0	0	0	0	0	0	0
Group Total		197	303	239	264	198	186	185	224

NOTE: Figures may not correspond to previously published Data Reports due to corrected information received after publication.

# Municipal Courts

## Court Case Activity by Fiscal Year

### YUMA COUNTY, WELLTON MUNICIPAL COURT, TERMINATIONS

		TERMINATIONS							Average
		Fiscal Year							
		2014	2015	2016	2017	2018	2019	2020	
Case Category	Case Type								
Civil	Injunctions Against Harassment	0	0	0	0	0	0	0	0
	Orders of Protection	0	0	0	0	0	0	0	0
Misdemeanors	Criminal Failure to Appear	10	9	7	7	6	8	6	8
	DUI	2	1	0	6	4	2	3	3
	Other Criminal Traffic	9	9	20	10	11	15	9	12
	Other Misdemeanors	144	105	102	154	136	93	59	113
	Serious Criminal Traffic	3	2	2	0	11	1	2	3
Non-Criminal	Civil Traffic	129	191	164	153	104	78	125	135
	Non-Parking	0	0	0	0	0	0	0	0
	Parking	0	0	0	0	0	0	0	0
<b>Group Total</b>		297	317	295	330	272	197	204	274

*NOTE: Figures may not correspond to previously published Data Reports due to corrected information received after publication.*

# Municipal Courts

## Court Case Activity by Fiscal Year

### YUMA COUNTY, YUMA MUNICIPAL COURT, FILINGS

		FILINGS							Average
		Fiscal Year							
		2014	2015	2016	2017	2018	2019	2020	
Case Category	Case Type								
Civil	Injunctions Against Harassment	154	116	130	146	99	100	94	120
	Orders of Protection	313	257	241	274	195	183	156	231
Misdemeanors	Criminal Failure to Appear	982	978	699	561	682	365	337	658
	DUI	315	301	308	470	210	201	136	277
	Other Criminal Traffic	622	681	523	571	473	399	161	490
	Other Misdemeanors	3,812	3,951	3,425	3,370	3,341	2,864	2,568	3,333
	Serious Criminal Traffic	123	116	136	148	138	129	104	128
Non-Criminal	Civil Traffic	6,846	7,511	7,262	7,490	6,446	6,008	4,123	6,527
	Non-Parking	12	11	136	204	149	116	129	108
	Parking	171	271	228	366	227	162	77	215
<b>Group Total</b>		<b>13,350</b>	<b>14,193</b>	<b>13,088</b>	<b>13,600</b>	<b>11,960</b>	<b>10,527</b>	<b>7,885</b>	<b>12,087</b>

*NOTE: Figures may not correspond to previously published Data Reports due to corrected information received after publication.*

# Municipal Courts

## Court Case Activity by Fiscal Year

### YUMA COUNTY, YUMA MUNICIPAL COURT, TERMINATIONS

		TERMINATIONS							
		Fiscal Year							
		2014	2015	2016	2017	2018	2019	2020	Average
Case Category	Case Type								
Civil	Injunctions Against Harassment	146	112	130	146	97	98	94	118
	Orders of Protection	302	252	235	268	193	183	154	227
Misdemeanors	Criminal Failure to Appear	900	1,025	707	656	776	789	484	762
	DUI	273	288	363	426	275	306	161	299
	Other Criminal Traffic	638	592	531	414	450	515	180	474
	Other Misdemeanors	4,555	5,157	4,864	4,054	3,915	3,026	2,402	3,996
	Serious Criminal Traffic	105	112	157	142	159	157	118	136
Non-Criminal	Civil Traffic	9,249	8,575	9,727	8,464	8,019	6,247	4,280	7,794
	Non-Parking	13	10	97	228	227	133	134	120
	Parking	173	220	314	353	295	154	104	230
Group Total		16,354	16,343	17,125	15,151	14,406	11,608	8,111	14,156

*NOTE: Figures may not correspond to previously published Data Reports due to corrected information received after publication.*