

Rule 11 Competency in Arizona Courts

Bert Cisneros, Sr. Statistical Analyst

Rico Rivera, Sr. Statistical Analyst

Administration Office of Courts

May 10, 2022

Task Force on Rule 11 Meeting

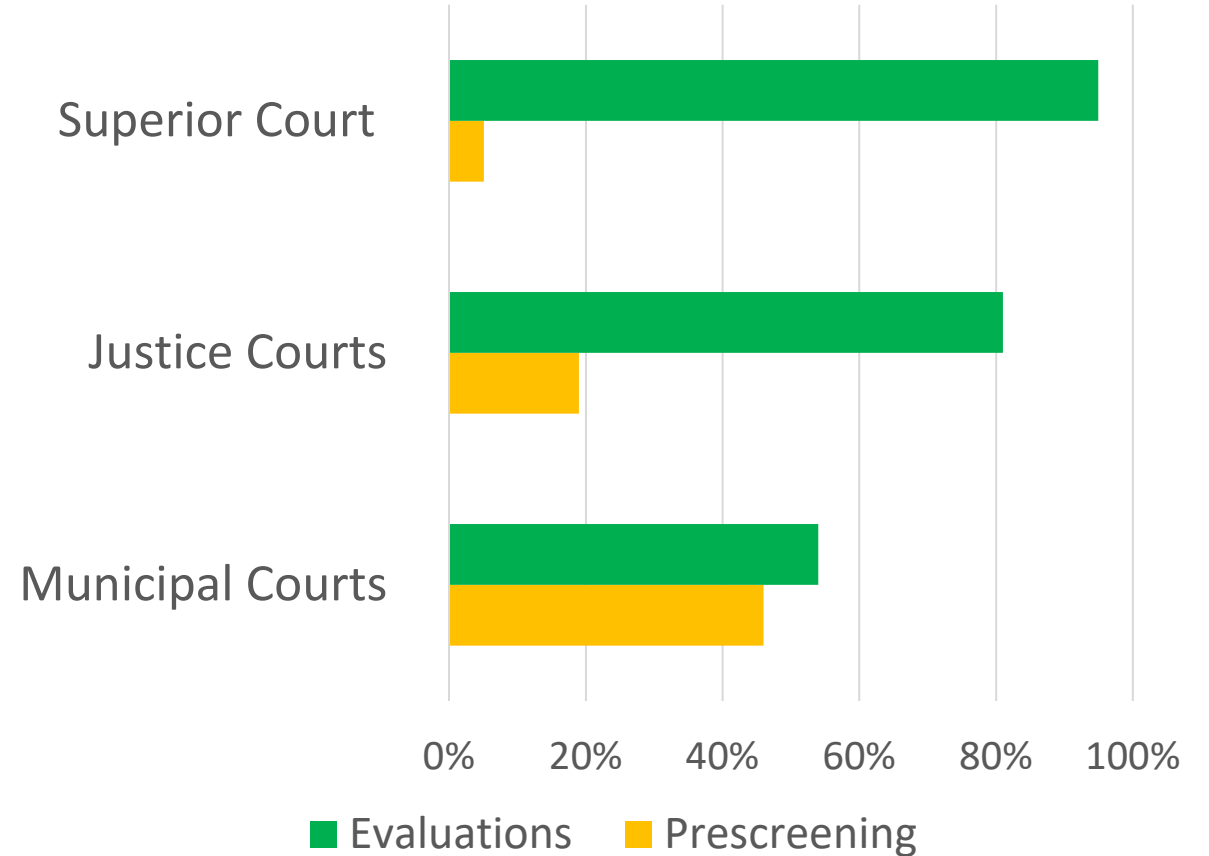
Rule 11 Evaluation

- Calendar Years: 2019, 2020 and 2021 (Jan to Oct)
- Data Source:
 - AJACS
 - non-AJIN Courts
- Number of courts who ordered a Rule 11 Evaluation
 - Superior Court in all 15 counties
 - 24 municipal courts
 - 19 justice courts

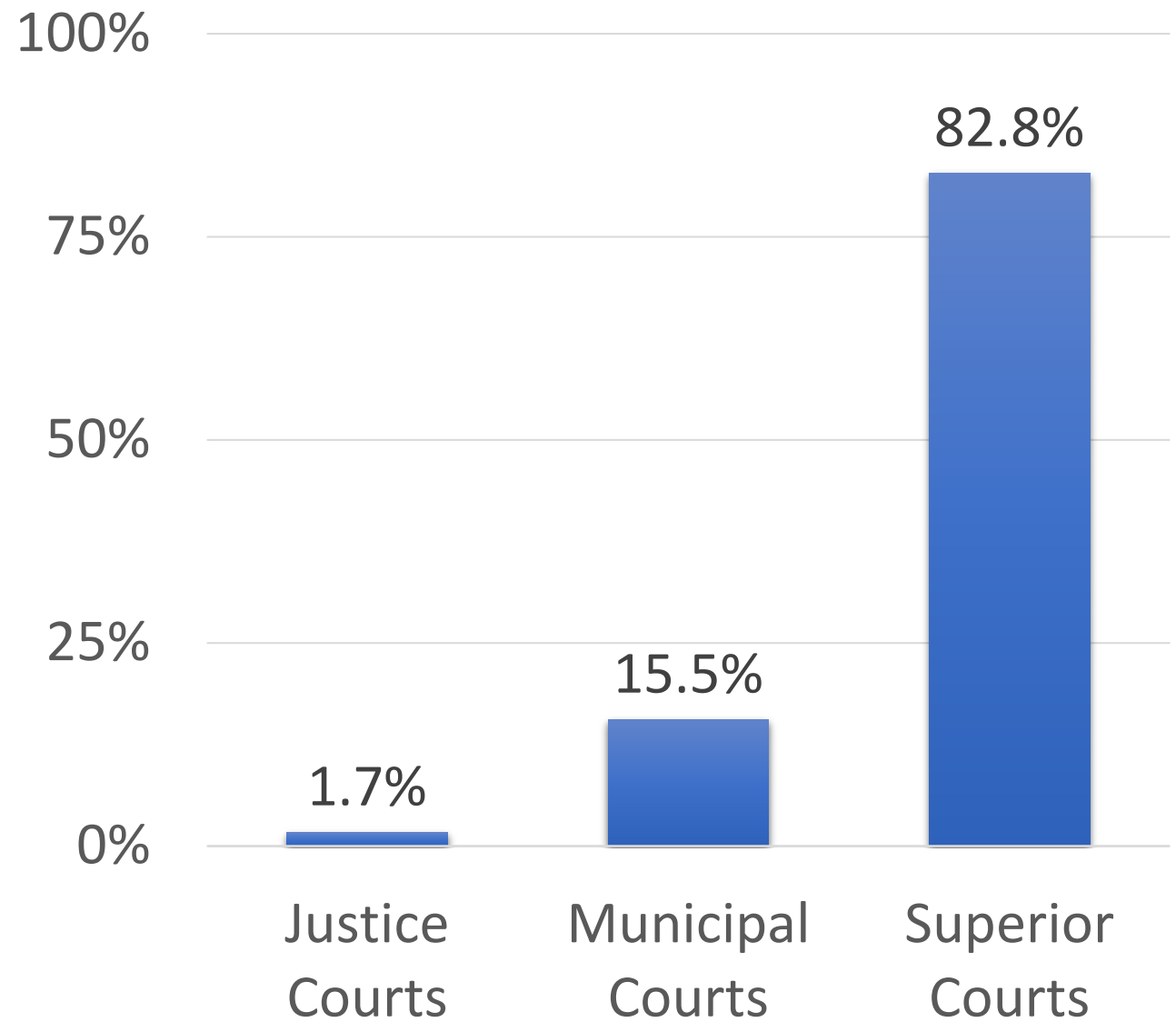
Ratio of Prescreening to Full Evaluations

Ratio of Prescreening to Full Evaluations in 2019

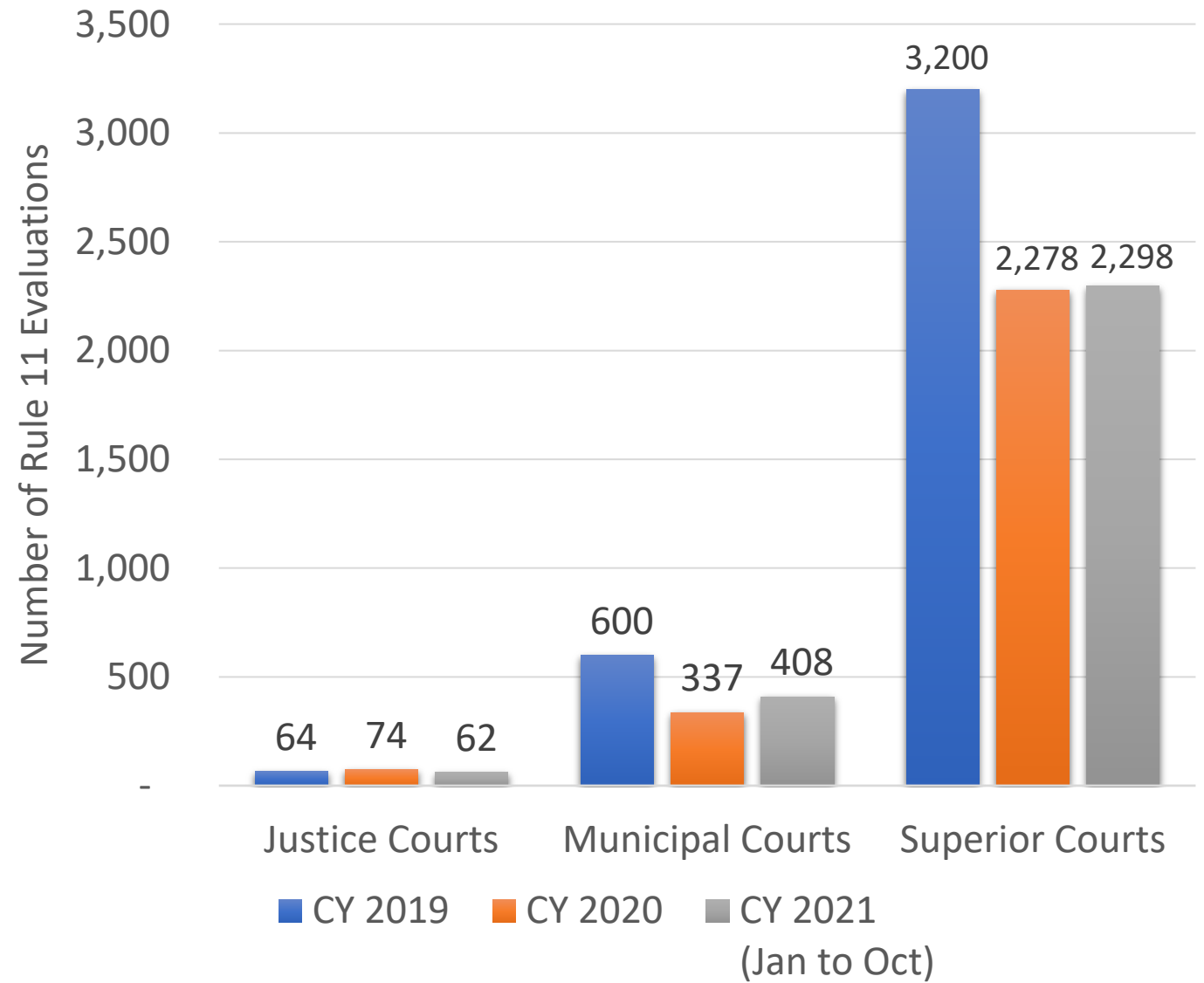
- Superior Court 1 to 19
- Justice Courts 1 to 4
- Municipal Courts 1 to 1.2



Percent of
Rule 11
Evaluations
in CY 2019
by Court Level



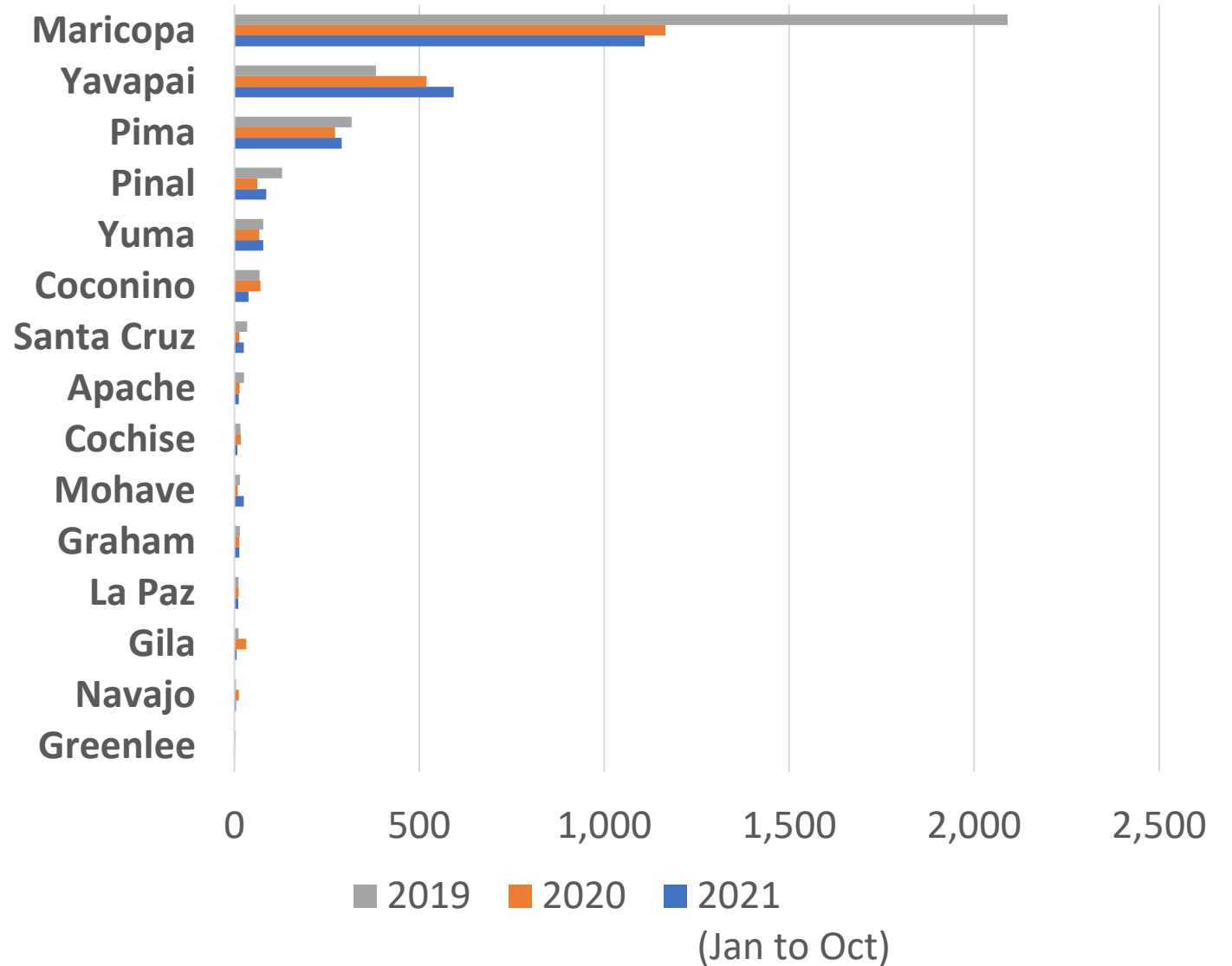
Rule 11
Evaluations by
Calendar Year
and Court Level



Rule 11 Evaluations in Superior Court

In 2019, Superior Court ordered 3,200 Rule 11 Evaluations

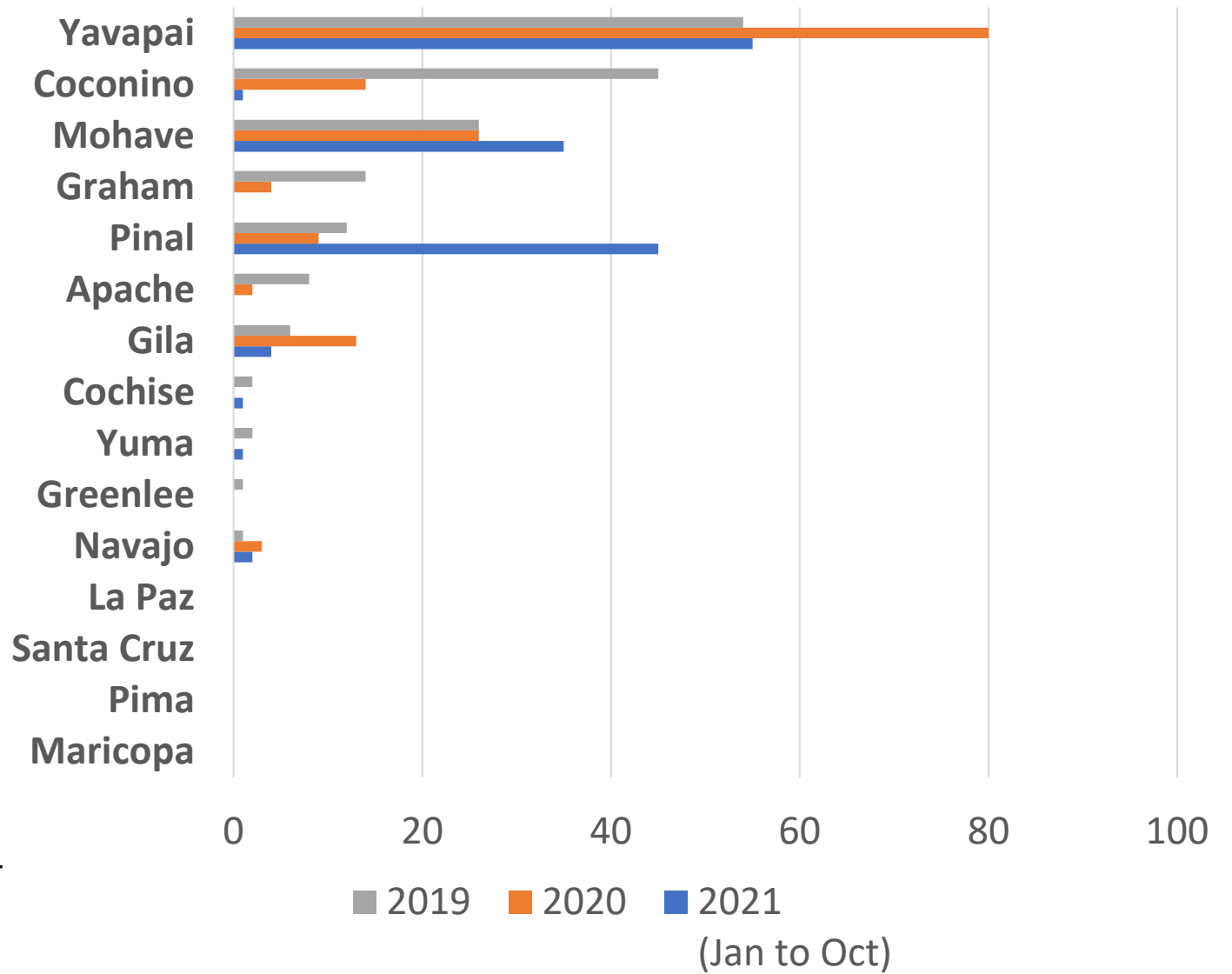
- Maricopa – 65%
- Pima – 10%
- Yavapai – 12%



Rule 11 Prescreening in Superior Court

In 2019, Superior Court ordered 171 pre-screenings

- Rural counties accounted for 100%



Superior Court – Rule 11

Superior Court - Rule 11

County	Prescreens			Evaluations		
	2019	2020	2021 (Jan to Oct)	2019	2020	2021 (Jan to Oct)
Maricopa	0	0	0	2,090	1,165	1,109
Yavapai	54	80	55	383	519	593
Pima	0	0	0	317	272	290
Pinal	12	9	45	129	62	86
Yuma	2	0	1	78	67	78
Coconino	45	14	1	68	70	38
Santa Cruz	0	0	0	34	13	25
Apache	8	2	0	26	14	12
Cochise	2	0	1	16	17	8
Graham	14	4	0	15	13	13
Mohave	26	26	35	15	9	25
Gila	6	13	4	11	32	6
La Paz	0	0	0	11	11	10
Navajo	1	3	2	4	12	4
Greenlee	1	0	0	3	2	1
Total	171	151	144	3,200	2,278	2,298

Limited Jurisdiction – Rule 11 Evaluations

Rule 11 Evaluations in Limited Jurisdiction

In 2019, Municipal Courts
ordered 600 Rule 11 Evaluations

- Phoenix Municipal – 57%
- Mesa Municipal – 27%

County	Municipal Courts			Justice Courts		
	2019	2020	2021 (Jan to Oct)	2019	2020	2021 (Jan to Oct)
Apache	0	0	0	2	0	0
Cochise	0	0	0	1	0	0
Coconino	0	12	2	1	6	1
Gila	0	16	6	0	3	11
Graham	0	0	0	0	4	0
Greenlee	0	0	0	1	0	0
La Paz	0	0	0	0	0	0
Maricopa	575	295	388	4	4	3
Mohave	0	4	5	1	0	4
Navajo	0	0	0	0	0	0
Pima	16	7	5	21	26	21
Pinal	2	2	2	2	2	0
Santa Cruz	0	0	0	17	11	19
Yavapai	7	1	0	12	11	3
Yuma	0	0	0	2	7	0
Total	600	337	408	64	74	62

Limited Jurisdiction – Rule 11 Prescreens

Prescreening in Limited Jurisdiction

County	Municipal Courts			Justice Courts		
	2019	2020	2021 (Jan to Oct)	2019	2020	2021 (Jan to Oct)
Apache	0	0	0	0	0	0
Cochise	0	0	0	0	0	0
Coconino	0	1	1	4	2	0
Gila	1	17	0	1	6	0
Graham	0	0	0	0	0	0
Greenlee	0	0	0	1	0	0
La Paz	0	0	0	1	1	2
Maricopa	507	229	336	2	1	1
Mohave	0	23	23	0	0	0
Navajo	0	0	0	0	0	0
Pima	0	0	0	0	0	0
Pinal	3	2	12	2	7	6
Santa Cruz	0	0	0	0	0	0
Yavapai	0	0	0	0	0	0
Yuma	0	0	0	4	1	7
Total	511	272	372	15	18	16



Questions?

Please contact:

Bert Cisneros

HCisneros@courts.az.gov

(602) 452-3159

Rico Rivera

(602) 452-3376

RRrivera@courts.az.gov