

**Appellate Courts
Fiscal Year 2024
Case Activity**

Case filings and dispositions for Arizona's appellate courts are summarized in this report. The state has two appellate courts: Supreme Court and the Court of Appeals. The Court of Appeals, which is an intermediate appellate court established as the first level of appeal up from the superior courts, has two divisions: Division One in Phoenix and Division Two in Tucson.

The state appellate courts have jurisdiction to review trials and decisions appealed to them. Most appeals come from the superior court, except for death penalty appeals and some cases involving elected officials and disputes between counties, which go directly to the Supreme Court. To appeal a decision from the court of appeals, the appellant must file a Petition for Review requesting a Supreme Court hearing. The Supreme Court justices evaluate the petitions for review and decide whether they will review the case.

Filings, terminations and pending caseloads are summarized for the Supreme Court, Division One, and Division Two of the Appellate Courts.

Table of Contents

Overview	i
Table of Contents.....	ii
List of Figures	iii
List of Tables	iv
Abbreviations	v
Supreme Court	01
Cases on File.....	02
Cases Terminated.....	03
Other Cases.....	04
State Bar Matters.....	05
State Bar Activity.....	06
Division One	07
Cases on File.....	09
Cases Terminated.....	10
Division Two	11
Cases on File.....	13
Cases Terminated.....	14

List of Figures

Figure	Page
1. Supreme Court Annual Case Activity FY 2019-2023 Cases Filed and Terminated.....	01
2. Percent Distribution of Filings in the Court of Appeals, Division One FY 2023.....	08
3. Division I Annual Case Activity FY 2019-2023 Cases Filed and Terminated.....	08
4. Percent Distribution of Filings in the Court of Appeals, Division Two FY 2023.....	11
5. Division Two Annual Case Activity FY 2019-2023 Cases Filed and Terminated.....	12

List of Tables

Tables	Page
Supreme Court Filed Cases.....	02
Supreme Court Terminated Cases.....	03
Supreme Court Other Cases Filed Cases.....	04
Supreme Court Other Terminated Cases.....	04
State Bar Filed Matters.....	05
State Bar Terminated Matters.....	05
State Bar Activity	06
Appellate Court Division One Filed Cases.....	09
Appellate Court Division One Terminated Cases.....	10
Appellate Court Division Two Filed Cases.....	13
Appellate Court Division Two Terminated Case.....	14

ABBREVIATIONS
(Appellate)

App. Sp. Examiner	Appointment of Special Examiner
Corp. Comm/ Electr Power.....	Corporation Commission/Electrical Power
Decis	Decisions
Disb.....	Disability
Exam/Admiss.....	Examination/Admission
Extraord.....	Extraordinary
Ind. Comm.	Industrial Commission
Memo	Memorandum
MH Sexual Predator.....	Mental Health Sexual Predator
Pet Rev/PR.....	Petition for Review
Post-Conv. Relief.....	Post-Conviction Relief
Resig..	Resignation
Settlement Conf.	Settlement Conference
SP Action-Other.....	Special Action - Other
Stat. Adj.	Statistical Adjustment
Term.....	Terminated
WCIR.....	Water Case in Review

SUPREME COURT
Narrative Summary

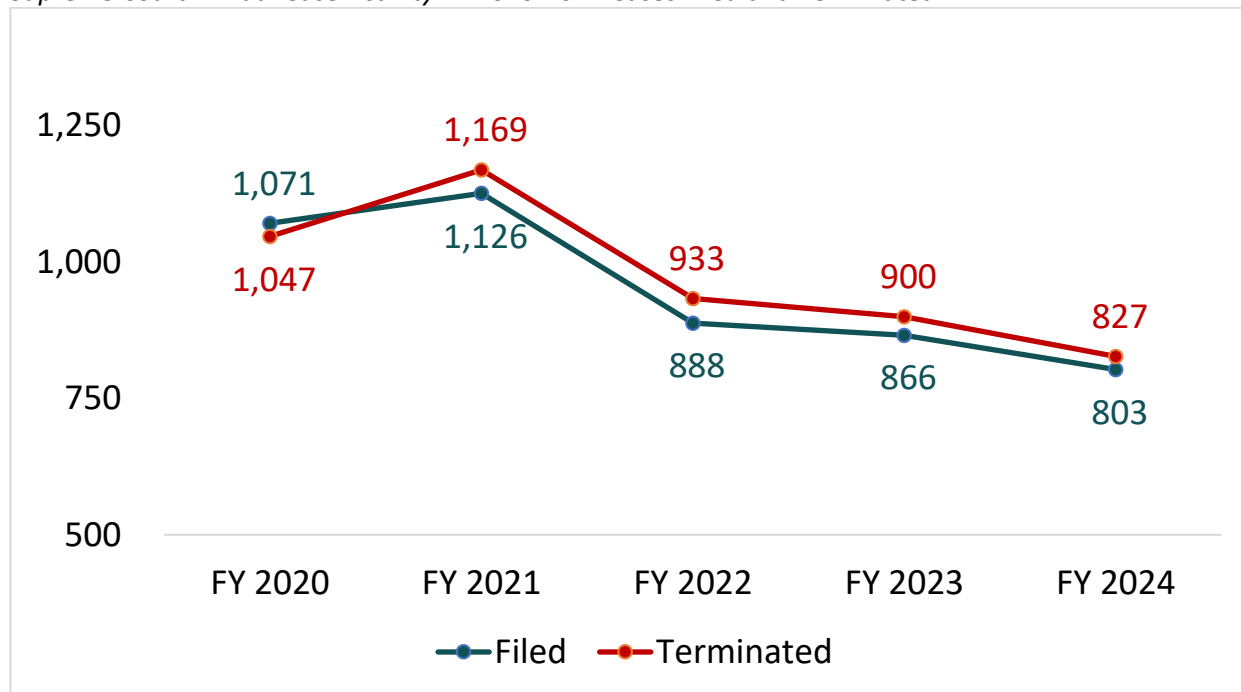
Filings

During fiscal year 2024, 803 cases were filed in the Supreme Court, a decrease of 7.3% from the 866 cases filed during FY 2023. The total petitions for review decreased from 579 in FY 2023 to 553 in FY 2024, a decrease of 4.5%. Special action case filings also decreased, from 94 in FY 2023 to 70 in FY 2024, down 25.5%.

Terminations & Pending Caseloads

The Supreme Court disposed of 827 cases during FY 2024, a decrease of 8.1% compared to the 900 terminated the previous fiscal year. The number of cases pending at the end of the fiscal year decreased 5.0% from 361 at the end of FY 2023 to 343 at the end of FY 2024. Detailed breakdowns of “State Bar Matters” and “All Other Cases” and a State Bar Activity Report follow the filings and terminations summaries in this publication.

Figure 1
Supreme Court Annual Case Activity FY 2020-2024 Cases Filed and Terminated



Note. Cases filed are original filing only; cases terminated do not include transfers out.

CASES FILED ARE ORIGINAL FILINGS ONLY.
CASES TERMINATED DO NOT INCLUDE TRANSFERS OUT.

SUPREME COURT CASE ACTIVITY
FISCAL YEAR 2024

ALL CASES ON FILE

TYPE OF ACTION	PENDING 7/1/2023	CASES FILED	REIN- STATED	TRANS- FER IN	TRANS- FER OUT	STAT ADJ	TOTAL CASES ON FILE	FISCAL YEAR 2023	
								PENDING 7/1/2022	CASES FILED
CIVIL APPEALS	1	5	0	0	0	0	6	0	6
CRIMINAL APPEALS	6	2	0	0	0	0	8	5	2
POST-CONV RELIEF	4	5	0	0	0	0	9	6	4
SPECIAL ACTION	3	30	0	0	0	0	33	10	23
SP ACTION-OTHER	7	40	0	0	0	0	47	8	71
STATE BAR MATTERS	15	72	0	0	0	0	87	15	84
HABEAS CORPUS	5	19	0	0	0	0	24	4	23
RULE 28	52	66	0	0	0	1	119	43	56
ALL OTHER CASES	13	11	1	0	0	1	26	16	18
SUBTOTAL	106	250	1	0	0	2	359	107	287
PET REV-CIVIL	101	193	0	0	0	0	294	120	227
PET REV-CRIMINAL	132	315	3	0	0	0	450	151	315
PET REV-IND COMM	2	9	0	0	0	0	11	3	3
PET REV-JUVENILE	14	31	0	0	0	0	45	15	29
PET REV-TAX	6	5	0	0	0	0	11	4	5
SUBTOTAL	255	553	3	0	0	0	811	293	579
TOTAL	361	803	4	0	0	2	1,170	400	866

SUPREME COURT CASE ACTIVITY
FISCAL YEAR 2024

ALL CASES TERMINATED

TYPE OF ACTION	CASES TERMINATED				TOTAL		FISCAL YEAR 2023	
	WRITTEN	MEMO	OTHER	TOTAL	PENDING	TOTAL	PENDING	
	OPINION	DECIS	ORDER[1] DECIS[1]			CASES		CASES
				TERM	6/30/2024	TERM	6/30/2023	
CIVIL APPEALS	1	0	5	0	6	0	5	1
CRIMINAL APPEALS	0	0	0	0	0	8	1	6
POST-CONV RELIEF	0	0	2	0	2	7	7	4
SPECIAL ACTION	1	0	30	0	31	2	30	3
SP ACTION-OTHER	0	0	36	1	37	10	72	7
STATE BAR MATTERS	1	0	65	11	77	10	83	15
HABEAS CORPUS	0	0	20	2	22	2	22	5
RULE 28	0	0	47	3	50	69	47	52
ALL OTHER CASES	4	0	14	4	22	4	21	13
SUBTOTAL	7	0	219	21	247	112	288	106
PET REV-CIVIL	15	0	187	7	209	85	248	101
PET REV-CRIMINAL	9	0	317	1	327	123	327	132
PET REV-IND COMM	0	0	8	0	8	3	4	2
PET REV-JUVENILE	1	0	28	1	30	15	30	14
PET REV-TAX	1	0	5	0	6	5	3	6
SUBTOTAL	26	0	545	9	580	231	612	255
TOTAL	33	0	764	30	827	343	900	361

SUPREME COURT CASE ACTIVITY
FISCAL YEAR 2024

"ALL OTHER CASES" DETAIL
CASES ON FILE

TYPE OF ACTION	PENDING 7/1/2023	CASES FILED	REIN- STATED	TRANS- FER IN	TRANS- FER OUT	STAT ADJ	TOTAL CASES ON FILE	FISCAL YEAR 2023	
								PENDING 7/1/2022	CASES FILED
EXTRAORD MATTERS	5	0	1	0	0	1	7	8	0
JUDICIAL CONDUCT	0	1	0	0	0	0	1	0	0
TRANSFERS	0	8	0	0	0	0	8	2	10
WATER CASES	2	0	0	0	0	0	2	2	0
WCIR CASES	1	0	0	0	0	0	1	0	1
GRAND JURY	0	2	0	0	0	0	2	0	2
CERTIFIED QUESTION	5	0	0	0	0	0	5	4	5
ORIGINAL COMPLAINT	0	0	0	0	0	0	0	0	0
TOTAL	13	11	1	0	0	1	26	16	18

"ALL OTHER CASES" DETAIL
CASES TERMINATED

TYPE OF ACTION	CASES TERMINATED				TOTAL CASES TERM	PENDING 6/30/2024	FISCAL YEAR 2023	
	WRITTEN OPINION	MEMO DECIS	ORDER[1] DECIS[1]	OTHER DECIS[1]			TOTAL CASES TERM	PENDING 6/30/2023
EXTRAORD MATTERS	0	0	4	3	7	0	3	5
JUDICIAL CONDUCT	0	0	1	0	1	0	0	0
TRANSFERS	0	0	8	0	8	0	12	0
WATER CASES	0	0	0	0	0	2	0	2
WCIR CASES	0	0	0	0	0	1	0	1
GRAND JURY	0	0	1	1	2	0	2	0
CERTIFIED QUESTION	4	0	0	0	4	1	4	5
ORIGINAL COMPLAINT	0	0	0	0	0	1	0	0
TOTAL	4	0	14	4	22	4	21	13

SUPREME COURT CASE ACTIVITY
FISCAL YEAR 2024

"STATE BAR MATTERS" DETAIL
MATTERS ON FILE

TYPE OF MATTER	PENDING 7/1/2023	MATTERS FILED	REIN- STATED	STAT ADJ	TOTAL MATTERS ON FILE	FISCAL YEAR 2023	
						PENDING 7/1/2022	MATTERS FILED
DISCIPLINARY	2	3	0	0	5	3	4
TRANSFER TO DISB.	0	0	0	0	0	0	0
CONDITIONAL ADMISS	3	11	0	0	14	1	10
PR EXAM/ADMISS	3	20	0	0	23	3	17
APPT SP EXAMINER	0	0	0	0	0	0	0
RESIG IN GOOD STAND	0	8	0	0	8	1	8
RULE 39	0	0	0	0	0	0	0
RULE 40	0	.	.	.	0	0	0
REINSTATEMENTS	4	10	0	0	14	3	30
MISCELLANEOUS	3	20	0	0	23	4	15
TOTAL	15	72	0	0	87	15	84

"STATE BAR MATTERS" DETAIL
MATTERS TERMINATED

TYPE OF MATTER	MATTERS TERMINATED					TOTAL MATTERS PENDING 6/30/2024	FISCAL YEAR 2023	
	WRITTEN	MEMO	OTHER	TOTAL	TOTAL		PENDING	
	OPINION	DECIS	ORDER[1]	DECIS[1]	TERM		6/30/2023	
DISCIPLINARY	1	0	1	1	3	2	5	2
TRANSFER TO DISB	0	0	0	0	0	0	0	0
CONDITIONAL ADMISS	0	0	12	0	12	2	8	3
PR EXAM/ADMISS	0	0	23	0	23	0	17	3
APPT SP EXAMINER	0	0	0	0	0	0	0	0
RESIG IN GOOD STAND	0	0	7	0	7	1	9	0
RULE 39	0	0	0	0	0	0	0	0
RULE 40	.	.	.	0	0	0	0	0
REINSTATEMENTS	0	0	11	3	14	0	28	4
MISCELLANEOUS	0	0	11	7	18	5	16	3
TOTAL	1	0	65	11	77	10	83	15

SUPREME COURT CASE ACTIVITY
FISCAL YEAR 2024

STATE BAR ACTIVITY REPORT

TYPE OF ACTIVITY	NUMBER	FISCAL YEAR 2023 NUMBER
ADMISSIONS	0	0
ADMISSIONS BY MAIL	434	378
ADMISSIONS BY MOTION [1]	301	208
ADMISSIONS BY TRANSFER [2]	112	91
REINSTATEMENTS	81	80
SERVICE OF COMPLAINT AND SUBPOENAS	0	0
CERTIFICATE OF GOOD STANDING	1,059	918
ATTORNEYS SUSPENDED	284	308
EXPUNGED	5	7
RULE 38 (CERTIFICATIONS)	431	311
TRANSFERS TO DISABILITY	0	1
TOTAL	2,707	2,302

[1] Admissions by Motion were first reported as a separate category beginning in Fiscal Year 2010.

[2] Admissions by Transfer were first reported as a separate category beginning in Fiscal Year 2013.

COURT OF APPEALS - DIVISION ONE
Narrative Summary

Filings

Division One of the Court of Appeals experienced a modest 1.4% decrease in case filings during fiscal year (FY) 2024. Original filings decreased from 2,638 in FY 2023 to 2,601 in FY 2024. An additional 43 cases were reinstated or transferred in during the year.

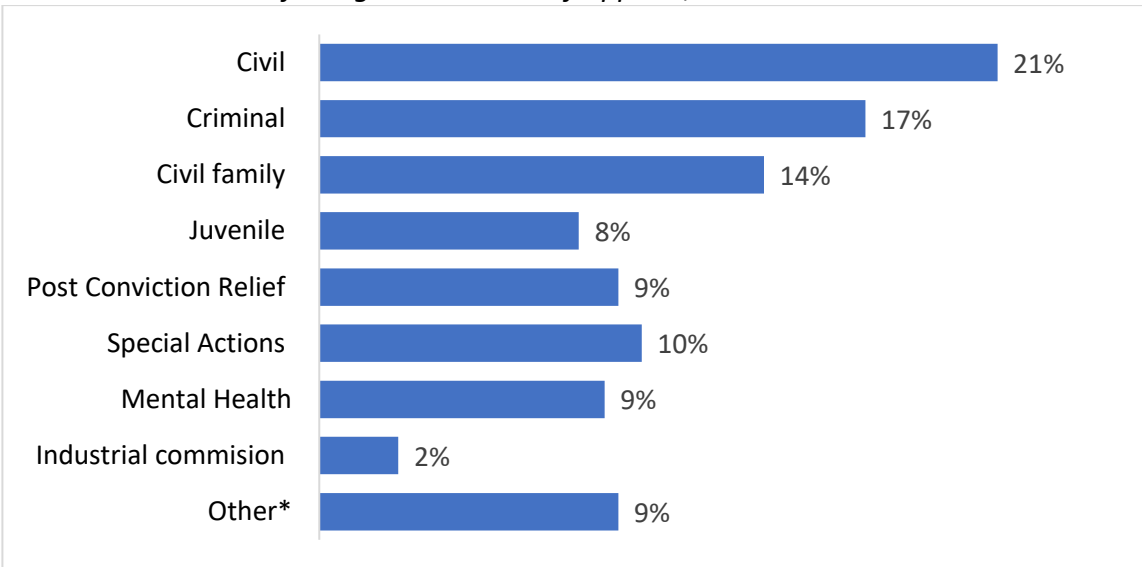
Filings in the unemployment board experienced a sharp decline—dropping 60.0% from 600 filings in FY 2023 to 240 in FY 2024. Civil case filings increased 16.1% from FY 2023 to FY 2024.

Terminations & Pending Caseloads

Total dispositions declined by 17.6%, decreasing from 2,766 in FY 2023 to 2,279 in FY 2024. The total pending caseload increased by 153 cases from 1,244 on July 1, 2023, to 1,397 on June 30, 2024.

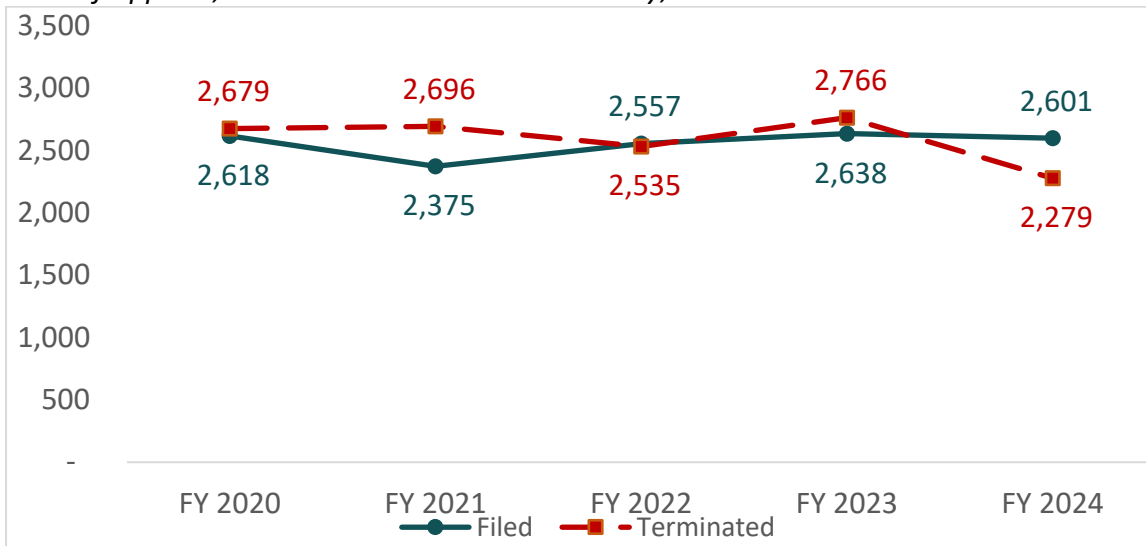
CASES FILED ARE ORIGINAL FILINGS ONLY.
CASES TERMINATED DO NOT INCLUDE TRANSFERS OUT.

Figure 2
Percent Distribution of Filings in the Court of Appeals, Division One Fiscal Year 2024



**Other includes the following categories: Unemployment board, Habeas Corpus, Tax and Corporation Commission / Electrical Power cases.*

Figure 3
Court of Appeals, Division One Annual Case Activity, FY 2020-2024 Cases Filed and Terminated



Note. Cases filed are original filing only; cases terminated do not include transfers out.

COURT OF APPEALS CASE ACTIVITY
 FISCAL YEAR 2024
 DIVISION ONE
 ALL CASES ON FILE

TYPE OF ACTION	PENDING 7/1/2023	CASES FILED	REIN- STATED	TRANS- FER IN	TRANS- FER OUT	STAT ADJ	TOTAL CASES ON FILE	FISCAL YEAR 2023	
								PENDING 7/1/2022	CASES FILED
CIVIL	340	549	14	0	72	0	831	382	473
CIVIL FAMILY [1]	164	360	5	0	83	0	446	202	295
MENTAL HEALTH	32	221	0	0	0	0	253	24	158
MH SEXUAL PREDATOR	1	10	0	0	0	0	11	1	4
SPECIAL ACTIONS	58	261	1	0	0	0	320	70	244
CRIMINAL	300	442	9	0	23	0	728	323	340
POST CONV RELIEF	119	242	9	0	29	0	341	185	235
INDUSTRIAL COMMISSION	24	64	2	0	5	0	85	35	30
JUVENILE	117	210	3	0	0	0	330	154	252
HABEAS CORPUS	0	0	0	0	0	0	0	1	3
UNEMPLOYMENT BOARD	73	240	0	0	0	0	313	80	600
TAX	13	2	0	0	0	0	15	16	4
CORP COMM/ELECTR POWER	3	0	0	0	0	0	3	4	0
TOTAL	1,244	2,601	43	0	212	0	3,676	1,477	2,638

COURT OF APPEALS CASE ACTIVITY
FISCAL YEAR 2024
DIVISION ONE

ALL CASES TERMINATED

TYPE OF ACTION	CASES TERMINATED				TOTAL CASES TERM	PENDING 6/30/2024	FISCAL YEAR 2023	
	WRITTEN OPINION	MEMO DECIS	ORDER	OTHER DECIS			TOTAL CASES TERM	PENDING 6/30/2023
CIVIL	29	171	207	64	471	360	478	340
CIVIL FAMILY [1]	9	109	120	48	286	160	309	164
MENTAL HEALTH	0	1	208	1	210	43	150	32
MH SEXUAL PREDATOR	0	0	6	0	6	5	4	1
SPECIAL ACTIONS	15	9	221	2	247	73	259	58
CRIMINAL	11	172	156	9	348	380	358	300
POST-CONV RELIEF	1	89	55	15	160	181	257	119
INDUSTRIAL COMMISSION	2	18	17	4	41	44	41	24
JUVENILE	5	128	84	3	220	110	290	117
HABEAS CORPUS	0	0	0	0	0	0	4	0
UNEMPLOYMENT BOARD	2	7	266	2	277	36	608	73
TAX	6	4	0	1	11	4	7	13
CORP COMM/ELECTR POWER	2	0	0	0	2	1	1	3
TOTAL	82	708	1,340	149	2,279	1,397	2,766	1,244

[1] CIVIL FAMILY WAS FIRST REPORTED AS A SEPARATE LINE ITEM IN FY 2015 FOR DIVISION ONE AND FY 2017 FOR DIVISION TWO. IN PRIOR YEARS THIS CATEGORY WAS COMBINED WITH CIVIL.

COURT OF APPEALS - DIVISION TWO
Narrative Summary

Filings

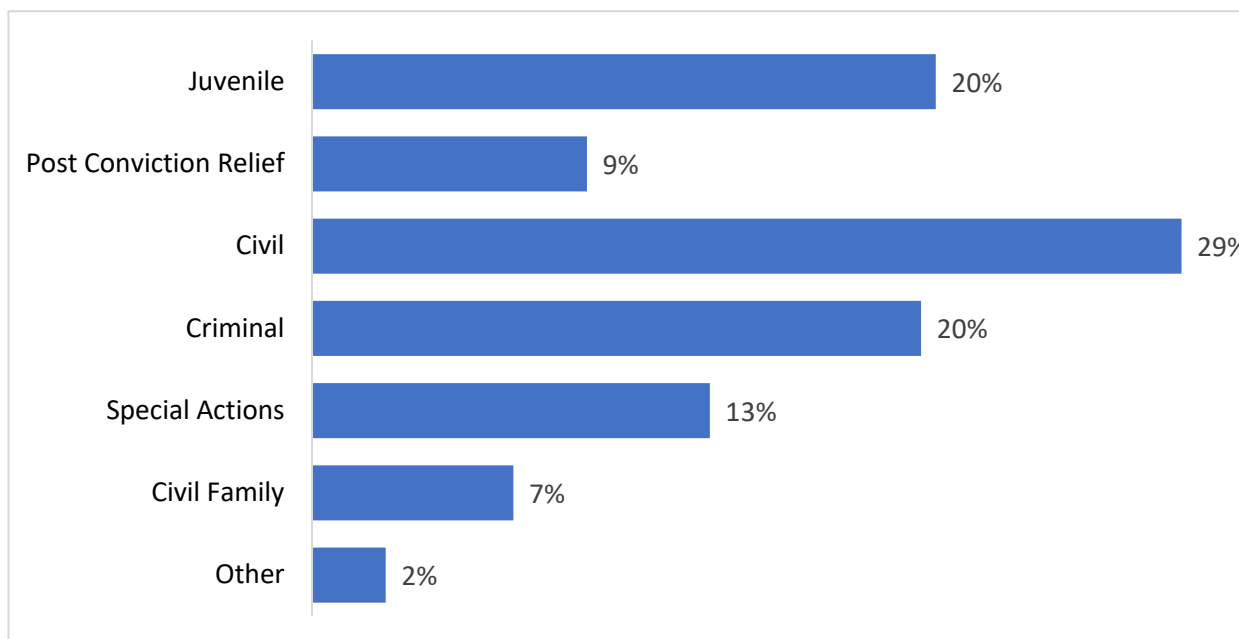
Filings in Division Two of the Court of Appeals increased 0.6% from 617 in FY 2023 to 621 in FY 2024. An additional 198 cases were transferred into the court during the fiscal year. Category shifts included increases in the criminal and civil filings, while juvenile, special actions and post-conviction relief filings decreased from the previous fiscal year.

Terminations & Pending Caseloads

Total terminations rose by 10.6%, up from 620 in FY 2023 to 686 in FY 2024. The post-conviction relief, criminal and civil categories had the highest number of terminations. The total pending caseload increased by 23.8%, increasing by 116 cases—from 488 on July 1 of 2023, to 604 at the close of FY 2024.

Figure 5

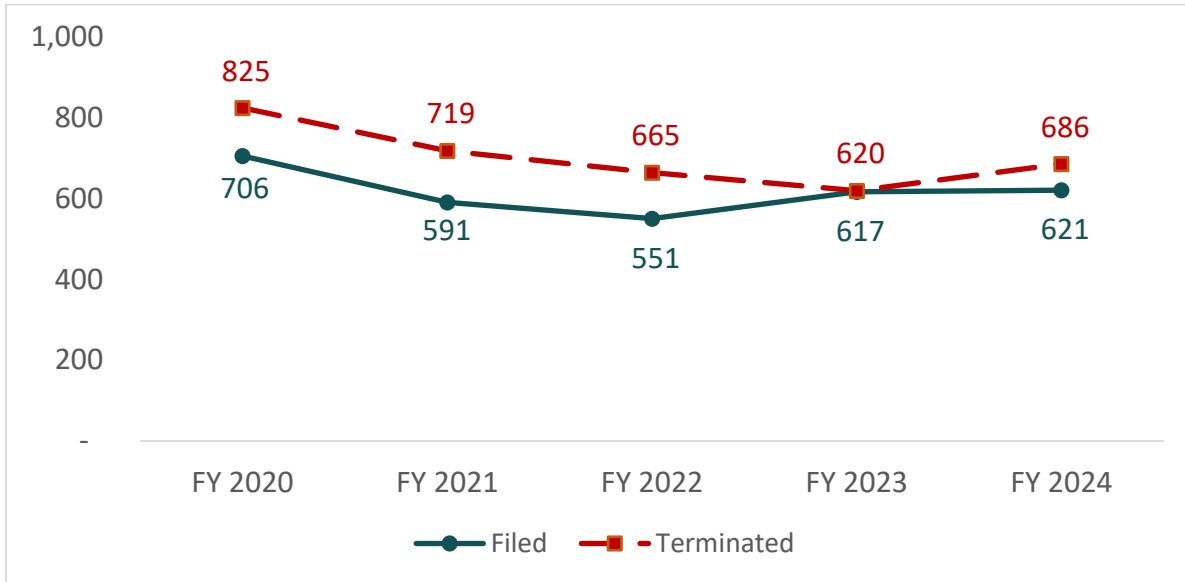
Percent Distribution of Filings in the Court of Appeals, Division Two Fiscal Year 2024



**Other” includes the following categories: Rule 29, Settlement Conf., Mental Health, Industrial Commission, Habeas Corpus and Corporation Commission*

CASES FILED ARE ORIGINAL FILINGS ONLY.
 CASES TERMINATED DO NOT INCLUDE TRANSFERS OUT.

Figure 6
 Court of Appeals, Division Two Annual Case Activity, FY 2020-2024 Cases Filed and Terminated



Note. cases filed are original filing only; cases terminated do not include transfers out.

CASES FILED ARE ORIGINAL FILINGS ONLY.
 CASES TERMINATED DO NOT INCLUDE TRANSFERS OUT.

COURT OF APPEALS CASE ACTIVITY
FISCAL YEAR 2024
DIVISION TWO
ALL CASES ON FILE

TYPE OF ACTION	PENDING 7/1/2023	CASES FILED	REIN- STATED	TRANS- FER IN	TRANS- FER OUT	STAT ADJ	TOTAL CASES ON FILE	FISCAL YEAR 2023	
								PENDING 7/1/2022	CASES FILED
CIVIL	147	177	0	83	4	-11	392	86	143
RULE 29	0	0	0	0	0	0	0	0	0
SETTLEMENT CONF	0	0
CIVIL FAMILY [1]	44	41	0	54	1	14	152	30	41
MENTAL HEALTH	6	14	0	0	0	0	20	10	13
MH SEXUAL PREDATOR	0	0	0	0	0	0	0	0	0
SPECIAL ACTIONS	30	81	0	0	2	-8	101	29	83
CRIMINAL	143	124	0	24	1	1	291	102	103
POST CONV RELIEF	75	56	0	32	1	-2	160	56	65
INDUSTRIAL COMMISSION	0	0	0	5	0	0	5	3	0
JUVENILE	43	127	0	0	1	0	169	54	168
HABEAS CORPUS	0	1	0	0	1	0	0	7	1
CORP COMM/ELECTR POWER	0	0	0	0	0	0	0	0	0
TOTAL	488	621	0	198	11	-6	1,290	377	617

COURT OF APPEALS CASE ACTIVITY
FISCAL YEAR 2024
DIVISION TWO

ALL CASES TERMINATED

TYPE OF ACTION	CASES TERMINATED				TOTAL CASES TERM	PENDING 6/30/2024	FISCAL YEAR 2023	
	WRITTEN OPINION	MEMO DECIS	ORDER	OTHER DECIS			TOTAL CASES TERM	PENDING 6/30/2023
CIVIL	6	75	3	103	187	205	111	147
RULE 29	0	0	0	0	0	0	0	0
SETTLEMENT CONF	0	0
CIVIL FAMILY [1]	4	30	2	44	80	72	48	44
MENTAL HEALTH	0	0	0	12	12	8	16	6
MH SEXUAL PREDATOR	0	0	0	0	0	0	0	0
SPECIAL ACTIONS	8	6	0	71	85	16	90	30
CRIMINAL	8	67	1	17	93	198	74	143
POST-CONV RELIEF	1	74	0	11	86	74	103	75
INDUSTRIAL COMMISSION	0	1	0	0	1	4	3	0
JUVENILE	1	50	0	91	142	27	167	43
HABEAS CORPUS	0	0	0	0	0	0	8	0
CORP COMM/ELECTR POWER	0	0	0	0	0	0	0	0
TOTAL	28	303	6	349	686	604	620	488

[1] CIVIL FAMILY WAS FIRST REPORTED AS A SEPARATE LINE ITEM IN FY 2015 FOR DIVISION ONE AND FY 2017 FOR DIVISION TWO. IN PRIOR YEARS THIS CATEGORY WAS COMBINED WITH CIVIL.